



SEVENTH-DAY
ADVENTIST® CHURCH

2013 Annual Statistical Report

149th Report of the General Conference of Seventh-day Adventists®
for Year Ending December 31, 2011

(Revisions last made on March 18, 2021. See last page for explanation.)



12501 Old Columbia Pike • Silver Spring, Maryland 20904-6600

STATISTICAL REPORT

of Seventh-day Adventist® Conferences, Missions, and Institutions Throughout the World for the Year Ending December 31, 2011

A WORD ABOUT THIS REPORT

Change in Title.—This year sees a change in the way the *Report* is titled. Previously, the year to which statistics apply has always been used in the title. As software is increasingly used for tracking statistics on congregations and members, it will soon be the case that “end of year” statistics will be available soon after the end of the year, whereas institutional and employee statistics will continue to take time to collect and process. We envisage that next year’s *Annual Statistical Report (ASR)* will report membership statistics for 2013, but statistics on employees and institutions will be for 2012; and this pattern will be followed thereafter. This means vital statistics will be published much sooner but an annual *Report* will no longer print statistics for only one year. Accordingly, beginning with this *Report*, the ASR will take its full title from the year in which it is published.

Church Growth.—During 2011, exactly 1,139,000 people became Seventh-day Adventists by baptism and profession of faith. As always, we are grateful to God that His Spirit continues to convict men and women worldwide—we are also grateful to the 26,823 pastors and the 18,578 literature evangelists who proclaim the Gospel and Third Angel’s Message.

Membership Audits.—As foreshadowed in last year’s *Report*, a global program of membership audits is underway. We are pleased to note that a number of unions, conferences and missions carried out audits in 2011. Many more were undertaken in 2012 and/or will be carried out in 2013. Thus, while in this *Report*, as in last year’s, some membership figures are marked with an asterisk as “unverified data” (which means analysis by the Office of Archives, Statistics, and Research suggests inaccuracies or inconsistencies), the number of these is fewer than last year, and we anticipate there will be fewer still in next year’s *Report*. We praise God for church leaders who insist on the highest standards for denominational statistics.

Showing Statistics Graphically.—This is the first *Report* to use color. It also marks the return of graphs to the *ASR* for the first time since 1989. There is only limited space for charts, so we have chosen to illustrate important global trends. On page four are three charts. The first shows the demographic shift between the “global North” and “global South”: the former is the traditional heartland of Christianity, in the industrialized, Western world. Until the late 1960s this was also the Adventist heartland, but as this graph shows, now, overwhelmingly, members are drawn from what was once “mission field” countries. The other two graphs show Adventist membership in the countries of the “10/40 Window”—a region the Church has prioritized since 1991. They reveal that while net membership has increased significantly (for which we praise God), the number of SDAs in proportion to the wider population has only marginally increased in the 10/40 Window, while significantly increasing in the rest of the world. Arguably more resources need to be put into this area. On page nine, two other charts illustrate trends in two significant metrics: accessions and tithe. The first chart shows accessions over the last 50 years; these figures are unaffected by membership audits (which affect total membership). The second shows tithe per division for 2011, but in a novel way: rather than net tithe, or per capita of membership it shows it calculated per minister: a metric of pastoral success, as well as wider social wealth. We intend to include more graphs in future *Reports*, thereby both illustrating Adventist statistics in a way tables cannot, and putting Adventist statistics in new light.

A Seventh-day Adventist statistical archive consisting of past statistical reports, tables, and documents is available online at: www.adventiststatistics.org.

Dr. David Trim, Director

—Statistics within this report compiled by Kathleen Jones and Gina John-Singh.

TABLE OF CONTENTS

Sessions of the General Conference of Seventh-day Adventists	3	Denominationally Employed Workers Classified by Type of Employment 2011	8
Scheduled Meetings	3	Denominationally Employed Workers Classified by Credentials Carried 2011	8
Officers of the General Conference of Seventh-day Adventists	3	Education	9
Graph - Global North/South: Membership 1962-2011	4	Graph - Worldwide Accessions 1962-2011	9
Graph - 10/40 Window Membership Comparison 1992-2011	4	Graph - World Divisions: Tithe per Minister 2011	9
Graph - 10/40 Window Members per Million 1992-2011	4	General Statistics by Divisions for 2011	10
Accessions	5	Denominational Employees	44
Church Membership by World Divisions	5	Institutional Statistics for 2011	61
General Survey of Organizations	5	Section I—Educational Institutions and Primary Schools	61
Summary of Institutions	5	Section II—Healthcare Institutions	65
Tithe and Offerings 2011	5	Section III—Publishing Houses	72
Tithe and Offerings	5	Section IV—Food Industries	73
General and Institutional Employees	6	Adventist Development and Relief Agency International (ADRA)	74
Literature Evangelists	6	Global Mission	76
Food Industries	6	The Church’s Presence, Outreach, and Mission	76
International Deployment of Personnel	6	Table 1—Conf/Miss Where Each Church Serves More Than One Million Persons	76
Publishing	6	Countries and Areas Where SDA Work is Not Currently Established	77
Women’s Ministries	6	Table 2—Seventh-day Adventist Presence in Countries and Areas of the World	78
Broadcast Ministries	7	Languages and Dialects in Which SDA Publications are Now in Print	81
Children’s Ministries	7	Summary of Seventh-day Adventist World Statistics	84
Youth	7	A General Survey of Statistical and Financial Summaries Over a Period of Years	85
Healthcare Institutions	7	Total Tithe and Offerings From Date of Organization to the Present Time	86
Sabbath School and Personal Ministries	7		

SESSIONS OF THE GENERAL CONFERENCE
OF SEVENTH-DAY ADVENTISTS

Session	Delegates	Date of Session	Location
1	20	May 20, 1863	Battle Creek, Michigan
2	20	May 18, 1864	Battle Creek, Michigan
3	21	May 17, 1865	Battle Creek, Michigan
4	19	May 16, 1866	Battle Creek, Michigan
5	18	May 14, 1867	Battle Creek, Michigan
6	15	May 12, 1868	Battle Creek, Michigan
7	16	May 18, 1869	Battle Creek, Michigan
8	22	March 15, 1870	Battle Creek, Michigan
9	17	February 7, 1871	Battle Creek, Michigan
10	14	December 29, 1871	Battle Creek, Michigan
11	18	March 11, 1873	Battle Creek, Michigan
12	21	November 14, 1873	Battle Creek, Michigan
13	19	August 10, 1874	Battle Creek, Michigan
14	18	August 15, 1875	Battle Creek, Michigan
1st Special	15	March 31, 1876	Battle Creek, Michigan
15	16	September 19, 1876	Lansing, Michigan
2nd Special	16	November 12 and 13, 1876	Battle Creek, Michigan
16	20	September 20, 1877	Lansing, Michigan
3rd Special	22	March 1, 1878	Battle Creek, Michigan
17	39	October 4, 1878	Battle Creek, Michigan
4th Special	29	April 17 to April 21, 1879	Battle Creek, Michigan
18	39	November 7, 1879	Battle Creek, Michigan
5th Special	28	March 11 to March 15, 1880	Battle Creek, Michigan
19	38	October 6, 1880	Battle Creek, Michigan
20	41	December 1, 1881	Battle Creek, Michigan
21	47	December 7, 1882	Rome, New York
22	65	November 8, 1883	Battle Creek, Michigan
23	67	October 30, 1884	Battle Creek, Michigan
24	70	November 18, 1885	Battle Creek, Michigan
25	71	November 18, 1886	Battle Creek, Michigan
26	70	November 13, 1887	Oakland, California
27	91	October 17 to November 4, 1888	Minneapolis, Minnesota
28	109	October 18 to November 5, 1889	Battle Creek, Michigan
29	125	March 5 to March 25, 1891	Battle Creek, Michigan
30	130	February 17 to March 6, 1893	Battle Creek, Michigan
31	150	February 15 to March 4, 1895	Battle Creek, Michigan
32	140	February 19 to March 8, 1897	College View, Nebraska
33	149	February 15 to March 7, 1899	South Lancaster, Mass.
34	268	April 2 to April 23, 1901	Battle Creek, Michigan
35	139	March 27 to April 13, 1903	Oakland, California
36	197	May 11 to May 30, 1905	Washington, D.C.
37	328	May 13 to June 6, 1909	Washington, D.C.
38	372	May 15 to June 8, 1913	Washington, D.C.
39	443	March 29 to April 14, 1918	San Francisco, California
40	581	May 11 to May 28, 1922	San Francisco, California
41	577	May 27 to June 14, 1926	Milwaukee, Wisconsin
42	577	May 28 to June 12, 1930	San Francisco, California
43	671	May 26 to June 8, 1936	San Francisco, California
44	619	May 26 to June 7, 1941	San Francisco, California
45	828	June 5 to June 15, 1946	Washington, D.C.
46	943	July 10 to July 22, 1950	San Francisco, California
47	1,109	May 24 to June 5, 1954	San Francisco, California
48	1,160	June 19 to June 28, 1958	Cleveland, Ohio
49	1,314	July 26 to August 4, 1962	San Francisco, California
50	1,495	June 16 to June 25, 1966	Detroit, Michigan
51	1,782	June 11 to June 20, 1970	Atlantic City, New Jersey
52	1,756	July 10 to July 19, 1975	Vienna, Austria
53	1,925	April 16 to April 26, 1980	Dallas, Texas
54	2,044	June 27 to July 6, 1985	New Orleans, Louisiana
55	2,239	July 5 to July 14, 1990	Indianapolis, Indiana
56	2,321	June 29 to July 8, 1995	Utrecht, Netherlands
57	1,844	June 29 to July 8, 2000	Toronto, Canada
58	1,903	June 29 to July 9, 2005	Saint Louis, Missouri
59	2,244	June 23 to July 3, 2010	Atlanta, Georgia

SCHEDULED MEETINGS

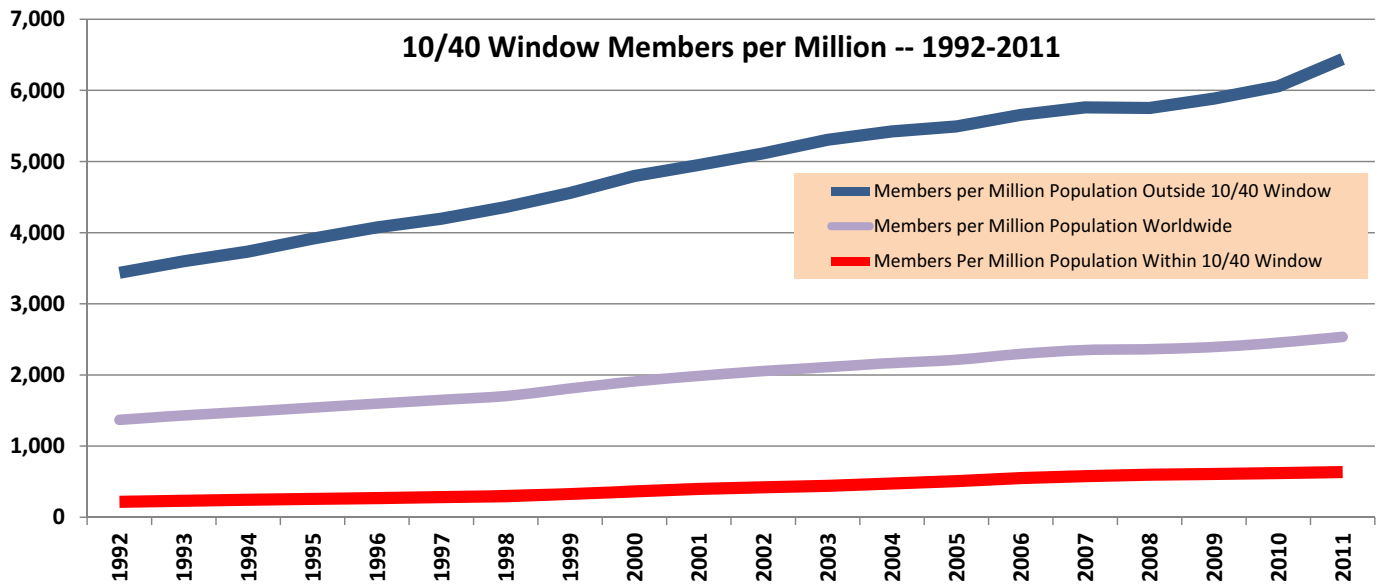
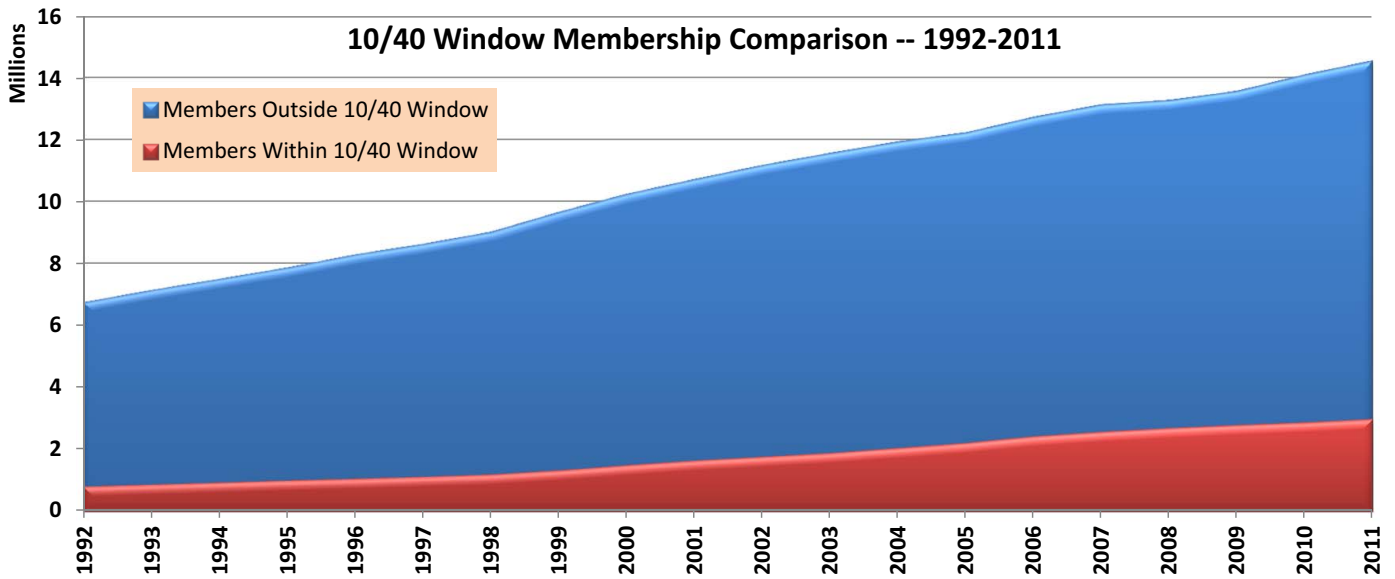
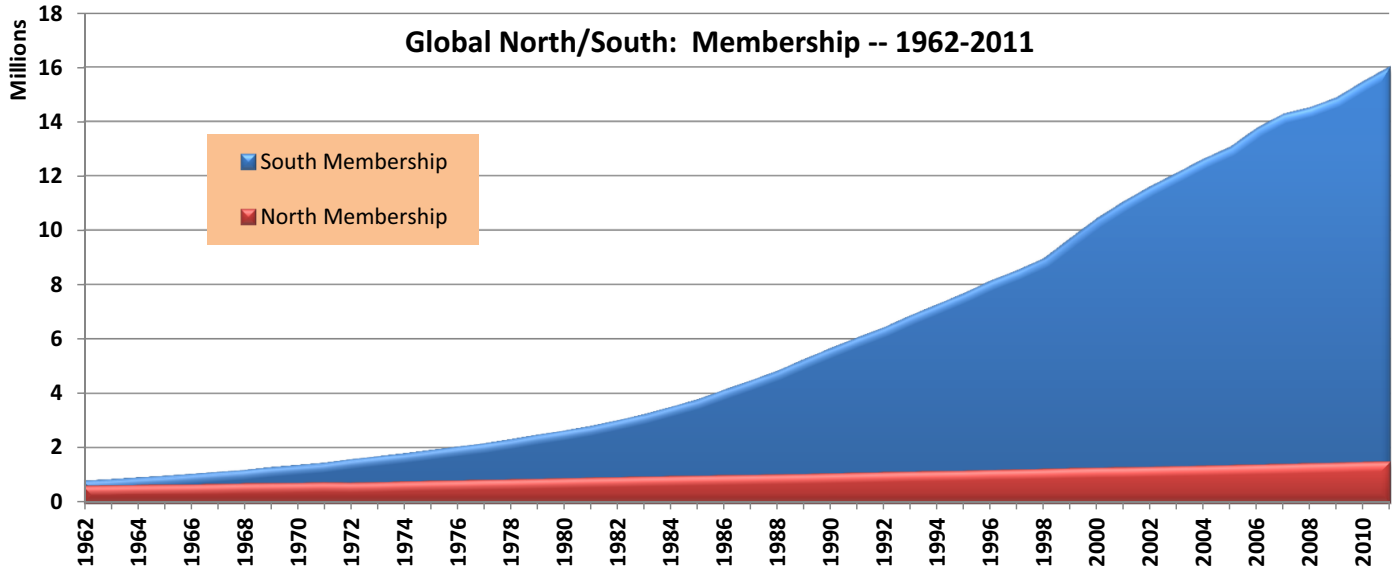
Meeting	Date	Location
Spring Meeting	April 12 to 15, 2013	Battle Creek, Michigan
Annual Council	October 10 to 16, 2013	Silver Spring, Maryland
Spring Meeting	April 15 and 16, 2014	Silver Spring, Maryland
Annual Council	October 9 to 15, 2014	Silver Spring, Maryland

OFFICERS OF THE GENERAL CONFERENCE
OF SEVENTH-DAY ADVENTISTS

Name	Term of Service
Presidents	
1 John Byington	May 20, 1863 to May 17, 1865
2 James White	May 17, 1865 to May 14, 1867
3 J. N. Andrews	May 14, 1867 to May 18, 1869
4 James White	May 18, 1869 to December 29, 1871
5 George I. Butler	December 29, 1871 to August 10, 1874
6 James White	August 10, 1874 to October 6, 1880
7 George I. Butler	October 6, 1880 to October 17, 1888
8 O. A. Olsen	October 17, 1888 to February 19, 1897
9 G. A. Irwin	February 19, 1897 to April 2, 1901
10 A. G. Daniells	April 2, 1901 to May 11, 1922
11 W. A. Spicer	May 11, 1922 to May 28, 1930
12 C. H. Watson	May 28, 1930 to May 26, 1936
13 J. L. McElhany	May 26, 1936 to July 10, 1950
14 W. H. Branson	July 10, 1950 to May 24, 1954
15 R. R. Figuhr	May 24, 1954 to June 16, 1966
16 Robert H. Pierson	June 16, 1966 to January 3, 1979
17 Neal C. Wilson	January 3, 1979 to July 5, 1990
18 Robert S. Folkenberg	July 5, 1990 to March 1, 1999
19 Jan Paulsen	March 1, 1999 to June 23, 2010
20 Ted N. C. Wilson	June 23, 2010 to . . .
Secretaries	
1 Uriah Smith	May 20, 1863 to November 14, 1873
2 S. Brownsberger	November 14, 1873 to August 10, 1874
3 Uriah Smith	August 10, 1874 to September 19, 1876
4 C. W. Stone	September 19, 1876 to September 20, 1877
5 Uriah Smith	September 20, 1877 to December 1, 1881
6 A. B. Oyen	December 1, 1881 to November 8, 1883
7 Uriah Smith	November 8, 1883 to October 17, 1888
8 Dan T. Jones	October 17, 1888 to March 5, 1891
9 W. A. Colcord	March 5, 1891 to March 7, 1893
10 L. T. Nicola	March 7, 1893 to February 19, 1897
11 L. A. Hoopes	February 19, 1897 to April 2, 1901
12 H. E. Osborne	April 2, 1901 to April 11, 1903
13 W. A. Spicer	April 11, 1903 to May 11, 1922
14 A. G. Daniells	May 11, 1922 to May 27, 1926
15 C. K. Meyers	May 27, 1926 to October 17, 1933
16 M. E. Kern	October 17, 1933 to May 26, 1936
17 E. D. Dick	May 26, 1936 to September 19, 1952
18 D. E. Rebok	September 19, 1952 to May 24, 1954
19 W. R. Beach	May 24, 1954 to June 11, 1970
20 Clyde O. Franz	June 11, 1970 to April 16, 1980
21 G. Ralph Thompson	April 16, 1980 to June 29, 2000
22 Matthew A. Bediako	June 29, 2000 to June 23, 2010
23 G. T. Ng	June 23, 2010 to . . .
Treasurers	
1 E. S. Walker	May 20, 1863 to May 17, 1865
2 I. D. Van Horn	May 17, 1865 to May 12, 1868
3 J. N. Loughborough	May 12, 1868 to May 18, 1869
4 E. S. Walker	May 18, 1869 to March 15, 1870
5 G. H. Bell	March 15, 1870 to February 7, 1871
6 Mrs. A. P. Van Horn	February 7, 1871 to March 11, 1873
7 E. B. Gaskill	March 11, 1873 to August 10, 1874
8 Harmon Lindsay	August 10, 1874 to August 15, 1875
9 Fredericka House	August 15, 1875 to September 19, 1876
10 Uriah Smith	September 19, 1876 to September 20, 1877
11 Mrs. M. J. Chapman	September 20, 1877 to November 8, 1883
12 A. R. Henry	November 8, 1883 to October 17, 1888
13 Harmon Lindsay	October 17, 1888 to February 17, 1893
14 W. H. Edwards	February 17, 1893 to February 19, 1897
15 A. G. Adams	February 19, 1897 to October 21, 1900
16 H. M. Mitchell	April 19, 1901 to March 27, 1903
17 I. H. Evans	March 27, 1903 to May 13, 1909
18 W. T. Knox	May 13, 1909 to May 11, 1922
19 J. L. Shaw	May 11, 1922 to May 26, 1936
20 W. E. Nelson	May 26, 1936 to July 10, 1950
21 C. L. Torrey	July 10, 1950 to June 16, 1966
22 K. H. Emmerson	June 16, 1966 to April 16, 1980
23 L. L. Butler	April 16, 1980 to June 27, 1985
24 Donald F. Gilbert	June 27, 1985 to June 29, 1995
25 Robert L. Rawson	June 29, 1995 to April 18, 2002
26 Robert E. Lemon	April 18, 2002 to . . .

Note—In the three preceding tables the dates indicate the beginning dates of the General Conference Sessions involved, except where special elections have been held between sessions.

GENERAL STATISTICS FOR 2011



ACCESSIONS
(Additions to the Church by Baptism and Profession of Faith)

Division	2009	2010	2011	2011 Accessions as Percent of World Total
East-Central Africa	166,840	159,330	210,040	18.44%
Euro-Africa	5,407	4,783	4,620	0.41%
Euro-Asia	6,894	5,163	4,174	0.37%
Inter-American	186,113	194,133	192,979	16.94%
North American	45,419	40,182	39,504	3.47%
Northern Asia-Pacific	20,510	18,732	18,342	1.61%
South American	220,379	209,452	223,378	19.61%
South Pacific	18,890	17,730	16,078	1.41%
Southern Africa-Indian Ocean	197,666	220,686	212,636	18.67%
Southern Asia	59,610	68,152	92,932	8.16%
Southern Asia-Pacific	78,719	72,324	80,404	7.06%
Trans-European	3,970	3,982	4,408	0.39%
West-Central Africa	44,895	36,136	39,505	3.47%
Totals	1,055,312	1,050,785	1,139,000	100.00%

CHURCH MEMBERSHIP BY WORLD DIVISIONS

Division	2007	2008	2009	2010	2011
East-Central Africa	2,376,903	2,474,396	2,584,456	2,648,520	2,784,249
Euro-Africa	176,047	176,209	176,835	177,668	178,168
Euro-Asia	137,676	137,593	139,194	139,111	121,238
Inter-American	2,958,485	3,127,602	3,271,224	3,403,718	3,533,069
North American	1,062,189	1,084,838	1,108,158	1,126,815	1,142,039
Northern Asia-Pacific	590,684	607,057	625,626	642,916	659,630
South American	2,617,706	2,250,520	2,015,910	2,064,743	2,037,772
South Pacific	399,979	407,505	420,637	427,589	423,579
Southern Africa-Indian Ocean	2,187,125	2,325,863	2,489,871	2,683,212	2,857,402
Southern Asia	1,345,615	1,429,172	1,476,866	1,533,815	1,617,190
Southern Asia-Pacific	902,394	965,608	1,036,239	1,090,160	1,128,546
Trans-European	107,050	109,876	112,645	115,379	118,712
West-Central Africa	798,494	825,169	850,219	869,593	878,296
Totals	15,660,347	15,921,408	16,307,880	16,923,239	17,479,890

GENERAL SURVEY OF ORGANIZATIONS

Year	Union Conferences and Missions	Local Conferences and Missions	Churches	Primary Schools	Institutions	Total Organizations
1863	...	6	125	...	1	132
1870	...	11	179	...	2	192
1880	...	32	640	...	5	677
1890	...	42	1,016	...	15	1,073
1900	2	87	1,892	220	65	2,266
1910	23	193	2,769	594	188	3,767
1920	46	301	4,541	966	183	6,037
1930	71	430	6,741	2,077	399	9,718
1940	69	330	8,924	2,752	521	12,596
1950	80	370	10,237	4,277	521	15,485
1960	74	356	12,975	4,463	678	18,546
1970	75	379	16,505	4,045	927	21,931
1980	80	377	21,555	4,127	1,451	27,590
1990	87	451	31,654	4,267	1,632	38,091
2000	92	489	48,987	4,809	2,072	56,449
2004	100	555	57,850	5,322	2,351	66,178
2005	102	560	60,273	5,362	2,485	68,782
2006	102	566	61,818	5,666	2,503	70,655
2007	103	571	64,017	5,716	2,588	72,995
2008	114	564	65,961	5,763	2,692	75,094
2009	114	575	68,225	5,899	2,695	77,508
2010	119	585	70,188	5,813	2,648	79,353
2011	122	600	72,144	5,815	2,734	81,415

Note—As of 2008, 'Unions of Churches' are being counted as unions, no longer as local conferences.

SUMMARY OF INSTITUTIONS

Year	Tertiary Inst., Wkr. Tr. Inst., and Sec. Schools	Food Industries	Hospitals and Sanitariums	Nrsng/Ret, Orphngs/ Children's Homes	Clinics and Dispensaries	Media Centers	Publishing Houses and Branches	Totals
1900	25	...	27	13	65
1920	97	...	33	...	8	...	45	183
1930	201	25	51	...	55	...	67	399
1940	251	29	90	...	68	...	83	521
1950	283	32	106	...	57	...	43	521
1960	370	26	108	30	102	...	42	678
1970	512	27	139	49	152	...	48	927
1980	882	20	153	80	266	...	50	1,451
1990	995	28	154	71	322	4	58	1,632
2000	1,255	26	174	158	393	9	56	2,072 *
2007	1,726	24	168	163	433	11	62	2,588 *
2008	1,834	23	171	162	429	11	61	2,692 *
2009	1,905	21	167	174	351	13	63	2,695 *
2010	1,993	20	173	168	216	14	63	2,648 *
2011	2,058	20	172	169	238	14	62	2,734 *

*Includes Adventist Risk Mgmt., Inc., which achieved General Conference institutional status in 1996.

TITHE AND OFFERINGS 2011*

Tithe and Offerings	Amount	Percent of Total	Per Capita
		US\$	US\$
Tithe	2,267,603,977	71.2%	136.52
World Mission Fund, Including Sabbath School	83,423,497	2.6%	5.02
Other General Conference Funds	27,074,092	0.9%	1.63
Intradivision Funds	70,521,941	2.2%	4.25
Ingathering Funds	7,914,514	0.3%	.48
Local Church Funds	726,405,648	22.8%	43.73
World Totals 2011	3,182,943,669	100.0%	191.62
World Totals 2010	2,900,945,610		
Increase for 2011	281,998,059		
Percentage of Increase	9.7%		

*These funds do not include relief contributions.

TITHE AND OFFERINGS
Showing Percentages of Total

Year	Tithe	World Mission Including Sabbath School, Other General Conference, and Ingathering Funds	Intradivision and Local Church Funds	Total Tithe and Offerings
		US\$	US\$	US\$
1863	8,000	100.0%	...	8,000
1870	21,822	86.0%	3,553	25,375
1880	61,857	91.2%	5,944	67,801
1890	225,434	78.6%	61,431	286,865
1900	510,259	77.1%	151,710	661,969
1910	1,338,690	60.2%	458,944	2,223,768
1920	7,195,463	60.7%	3,251,550	11,854,404
1930	6,230,362	51.4%	4,020,398	12,112,609
1940	8,071,654	56.7%	3,827,536	14,226,329
1950	27,728,250	60.4%	9,998,658	45,908,057
1960	59,132,241	59.2%	16,729,067	99,902,355
1970	124,046,447	58.7%	27,222,200	211,181,658
1980	398,880,407	62.1%	72,119,040	642,444,216
1990	659,924,400	65.2%	78,048,177	1,011,715,372
2000	1,093,239,507	65.8%	82,324,122	1,662,602,192
2007	1,911,649,916	71.7%	107,821,283	2,668,006,564
2008	1,929,768,053	73.5%	106,705,487	2,627,027,513
2009	1,891,325,291	69.8%	101,510,360	2,710,018,856
2010	2,037,618,294	70.2%	119,394,827	2,900,945,610
2011	2,267,603,977	71.2%	118,412,103	3,182,943,669
Grand Totals 149 Years	36,165,484,490		3,600,783,615	54,582,975,475
Percent of Grand Totals	66.3%		6.6%	27.1%
Total Tithe and Offerings Per Capita 2011				\$191.62

DENOMINATIONALLY EMPLOYED WORKERS CLASSIFIED BY TYPE OF EMPLOYMENT 2011

Division	General Employees							Institutional Employees								Totals				
	Evangelistic and Pastoral Employees			Administrative, Promotional, Office, and Miscellaneous Employees		Primary School Teachers	Bible Instructors	Tertiary Inst., Worker Training Inst., and Secondary School Teachers	Others in Educational Institutions	Food Industry Employees	Hospital and Sanitarium Employees	Others in Healthcare Institutions	Media Center Employees	Publishing House and Branch Employees	Other Institutional Employees*	Full time	Part time	Casual	Total Active Employees	Literature Evangelists
	Ordained	Licensed	Other	Ordained	Other															
General Conference	60	10	6	95	1,201	13	...	519	2,167	...	7,795	1,304	...	476	112	13,758	13,758	62
East-Central Africa	1,214	708	387	176	1,702	700	44	2,001	198	...	292	82	24	16	...	5,922	...	1,622	7,544	5,794
Euro-Africa	763	203	157	149	493	128	26	140	58	114	734	372	124	169	...	3,109	477	44	3,630	391
Euro-Asia	488	572	124	136	662	...	5	22	69	...	22	...	69	67	...	2,145	38	53	2,236	185
Inter-American	1,479	1,159	237	449	2,182	3,613	151	3,717	1,545	1,185	1,820	114	45	155	...	15,688	1,363	800	17,851	2,827
North American	2,673	545	450	451	2,677	2,510	180	1,881	1,980	...	73,092	4,036	12	13	...	90,500	90,500	316
Northern Asia-Pacific	831	185	4,929	52	134	232	...	480	898	354	3,797	427	36	81	...	12,208	71	157	12,436	138
South American	1,792	897	43	629	8,387	7,712	352	5,125	8,162	1,244	5,196	197	397	721	14	40,868	40,868	391
South Pacific	593	264	335	139	1,023	1,293	42	1,550	292	1,215	2,577	516	35	32	...	5,622	2,291	1,993	9,906	183
Southern Africa-Indian Ocean	806	398	94	147	1,654	552	17	1,242	64	15	861	278	30	97	...	5,337	901	17	6,255	2,785
Southern Asia-Pacific	296	149	242	231	742	1,191	293	1,566	1,075	48	190	242	22	60	...	4,918	1,067	362	6,347	121
Southern Asia-Pacific	1,024	608	399	373	1,327	2,231	117	1,986	441	10	3,807	145	12	156	...	11,893	240	503	12,636	4,827
Trans-European	422	126	181	93	376	430	27	323	256	...	486	413	26	67	7	2,248	720	265	3,233	147
West-Central Africa	503	446	61	147	1,961	436	70	929	179	1	123	66	9	37	...	3,538	412	1,018	4,968	411
World Totals 2011	12,944	6,270	7,645	3,267	24,521	21,041	1,324	21,481	17,384	4,186	100,792	8,192	841	2,147	133	217,754	7,580	6,834	232,168	18,578
World Totals 2010	12,736	5,615	8,368	3,236	22,796	21,132	894	19,407	15,540	3,410	87,315	10,018	890	2,013	120	213,766	7,270

*Employees of Adventist Risk Management, Incorporated. Beginning with 2011, the active employees total includes part time and casual employees as well. Literature Evangelists in this table are credentialed and licensed, interns, and part time.

DENOMINATIONALLY EMPLOYED WORKERS CLASSIFIED BY CREDENTIALS CARRIED 2011

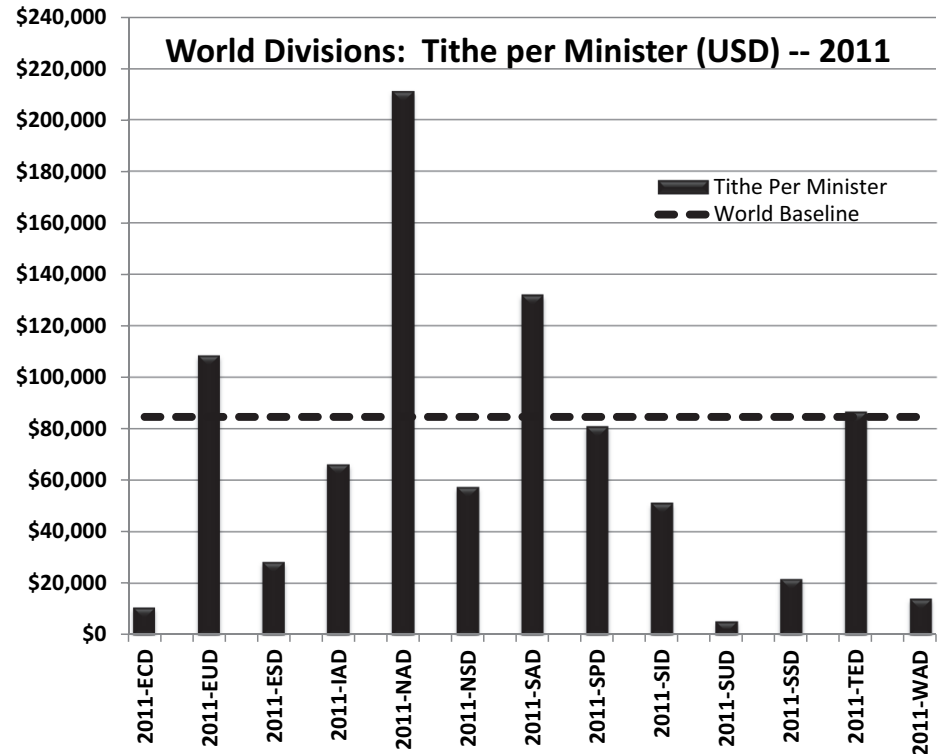
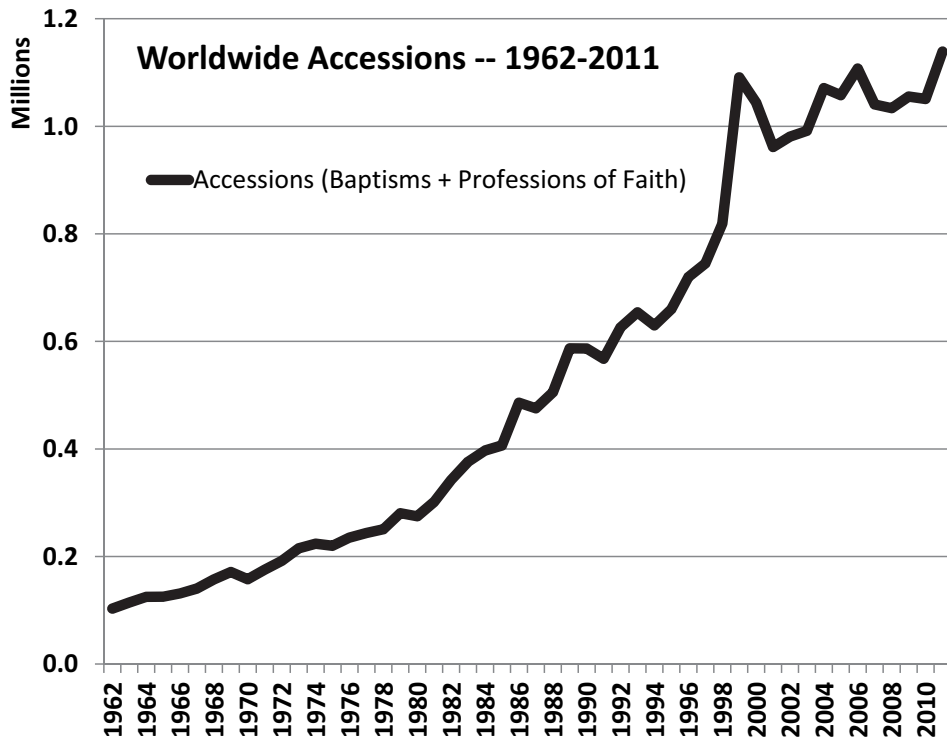
Division	Ministerial Credential		Commissioned Minister Credential	Commissioned Ministry of Teaching Credential	Administrative Ministries Credential	Missionary Credential		Ministerial License	Commissioned Minister License	Commissioned Ministry of Teaching License	Administrative Ministries License	Missionary License	All Other Regular Employees	Total Active Employees	Literature Evangelist Credential and License	Honorary/Emeritus Credential
	Active	Honorary/Emeritus				Active	Honorary/Emeritus									
General Conference	288	86	49	431	210	1,626	...	21	5	48	13	329	10,738	13,758	62	86
East-Central Africa	1,439	910	258	1,030	...	967	1	785	84	979	...	380	1,622	7,544	1,865	916
Euro-Africa	960	573	64	66	41	493	91	223	64	33	21	136	1,529	3,630	170	676
Euro-Asia	637	46	...	8	66	245	1	606	...	4	8	83	579	2,236	11	47
Inter-American	2,049	379	42	1,196	22	3,514	586	1,197	57	792	5	1,670	7,307	17,851	639	1,139
North American	3,293	1,531	281	2,561	459	2,103	150	687	106	579	90	860	79,481	90,500	171	1,923
Northern Asia-Pacific	1,059	209	1	122	...	794	111	222	...	20	...	6,362	3,856	12,436	48	320
South American	2,697	529	1,353	573	1,171	947	34,700	40,868	391	1,151
South Pacific	754	759	96	1,380	70	373	...	333	76	561	18	1,124	5,121	9,906	180	759
Southern Africa-Indian Ocean	984	620	85	393	108	1,429	62	415	47	197	1	1,075	1,521	6,255	1,556	705
Southern Asia-Pacific	561	258	85	570	...	284	...	220	37	1,063	...	2,088	1,439	6,347	121	258
Southern Asia-Pacific	1,549	247	219	1,815	33	3,081	5	740	113	931	6	1,261	2,888	12,636	1,170	274
Trans-European	539	318	59	136	25	291	146	141	31	165	14	186	1,646	3,233	25	502
West-Central Africa	721	145	120	121	...	986	...	465	88	453	...	584	1,430	4,968	399	145
World Totals 2011	17,530	6,610	1,359	9,829	1,034	17,539	1,726	7,226	708	5,825	176	17,085	153,857	232,168	6,808	8,901
World Totals 2010	17,272	6,770	1,261	9,042	683	17,952	1,668	6,765	762	5,643	112	17,973	136,301	213,766	6,994	8,959

Note—For the above two tables, Literature Evangelists are no longer included in the total for active employees.

EDUCATION

Year	Tertiary Institutions			Worker Training Institutions			Secondary Schools			Primary Schools		
	Institutions	Teachers	Enrollment	Institutions	Teachers	Enrollment	Schools	Teachers	Enrollment	Schools*	Teachers	Enrollment*
1880	1	14	52	5	353	2	3	99
1900	8	100	1,590	18	134	810	220	250	5,000
1920	19	1,020 +	1,616	40	...	7,924	966	1,273	28,555
1930	31	1,794 +	4,124	70	...	10,524	2,077	2,547	78,533
1940	35	2,782 +	6,989	90	...	12,196	2,752	3,752	107,576
1950	47	3,881 +	15,502	126	...	20,382	4,277	6,108	187,922
1960	51	1,305	16,513	309	3,456	43,041	4,463	8,437	235,887
1970	77	1,917	24,540	398	4,392	60,952	4,045	10,235	286,600
1980	76	3,619	32,882	... +	... +	... +	806 +	6,156 +	111,927 +	4,127	16,079	494,488
1990	76	3,407	42,562	32	... +	2,913	887	10,662 +	150,540	4,267	27,259	540,647
2000	94	4,648	65,589	35	419	8,868	1,126	17,492	257,937 **	4,809	33,367	732,698
2005	106	8,882	102,553	36	431	6,205	1,462	23,120	363,983	5,362	36,880	861,745
2006	106	9,745	106,081	42	533	7,100	1,470	24,560	378,866	5,666	40,345	944,243
2007	107	7,971	112,795	42	550	6,922	1,577	26,739	404,407	5,716	40,234	955,012
2008	111	10,199	116,171	45	582	6,857	1,678	28,638	433,397	5,763	41,414	989,039
2009	110	10,607	122,641	47	612	8,076	1,748	30,288	457,686	5,899	43,491	1,085,177
2010	111	11,289	131,516	59	694	8,862	1,823	30,805	494,324	5,813	44,057	1,034,052
2011	112	11,595	136,548	48	631	8,397	1,898	32,481	521,041	5,815	44,356	1,084,665

*Prior to 1996, figures were based on Department of Education and conference or mission secretaries' reports. **Revised. +Separate figures for tertiary institutions, worker training institutions, and secondary schools were not available.



Conference or Mission	Churches, Companies, and Church Membership											Church Membership at End of Year	
	2a	2b	3	Members Added				Members Subtracted					6
	Churches	Companies	Church Membership at Beginning of Year	Baptisms	Professions of Faith	Letters Received	Adjustments	Letters Granted	Deaths	Dropped	Missing		

GENERAL CONFERENCE

1	General Conference
2	General Conference Institutions
Totals	

EAST-CENTRAL AFRICA DIVISION

1 EAST AFRICAN UNION MISSION															
2	Central Kenya Conference	989	1,460	107,286	6,819	131	1,345	2,133	1,337	125	652	335	42	115,223 +	
3	Central Nyanza Field	236	174	33,413	5,390	24	133	717	269	130	63	514	...	38,701 +	
4	Kenya Coast Field	149	331	14,379	994	30	148	691	192	46	113	341	196	15,354 +	
5	Kenya Lake Conference	558	236	74,904	8,921	339	26	668	346	104	110	279	...	84,019 +	
6	Nyamira Conference	488	239	104,881	5,194	134	927	1,749	363	1,856	547	794	107,688 +		
7	Ranen Conference	669	423	107,011	7,201	389	431	...	606	318	654	200	...	113,254 +	
8	South Kenya Conference	672	173	148,295	7,579	143	662	7	758	140	2,002	220	70	153,496 +	
9	Western Kenya Conference	772	1,785	90,088	4,654	265	601	1	443	191	604	892	...	93,479 +	
Totals		4,533	4,821	680,257	46,752	1,455	4,273	6,078	5,700	1,417	6,054	3,328	1,102	721,214	
10 EAST CONGO UNION MISSION															
11	East Katanga Mission	43	67	10,434	515	...	15	188	69	55	49	51	968	9,960 +	
12	Maniema Mission	22	29	4,863	424	5	12	568	33	37	51	31	611	5,109 +	
13	North Katanga Field	36	41	8,523	1,318	13	34	579	90	70	70	10	418	9,809 +	
14	South Katanga Field	91	210	26,202	2,150	...	45	597	38	21	1	...	2,430	26,504 +	
15	West Katanga Mission	18	31	5,903	406	1	5	119	4	12	10	...	394	6,014 +	
Totals		210	378	55,925	4,813	19	111	2,051	234	195	181	92	4,821	57,396	
16 ETHIOPIAN UNION MISSION															
17	Central Ethiopia Field	115	113	20,641	1,954	43	19	...	30	33	48	19	62	22,465 +	
18	Northwest Ethiopia Field	15	5	2,589	54	1	5	2,639 +	
19	South Ethiopia Field	349	143	73,431	5,540	166	140	...	171	249	228	364	...	78,265 +	
20	West Ethiopia Field	331	74	84,835	4,438	44	22	6	89,201 +	
21	Tigray Attached Mission	2	4	431	18	1	1	449 +	
Totals		812	339	181,927	12,004	211	159	...	202	331	298	389	62	193,019	
22 RWANDA UNION MISSION															
23	Central Rwanda Association	247	36	84,493	5,319	64	101	158	406	131	399	250	...	88,949 +	
24	East Central Rwanda Association	209	105	...	5,171	92	812	77,746	1,152	61	356	229	676	81,347 +	
25	East Rwanda Association	229	125	149,563	9,222	173	784	80	298	84	171	198	77,374	81,697 +	
26	North Rwanda Association	211	56	120,583	5,236	10	98	68	290	219	433	425	56,832	67,796 +	
27	North-West Rwanda Association	206	63	...	3,350	12	110	56,520	260	85	160	68	7	59,412 +	
28	South Rwanda Association	212	84	73,037	4,019	118	181	1	525	202	477	284	...	75,868 +	
29	West Rwanda Association	269	93	64,303	3,552	85	92	2,519	477	140	405	320	146	69,063 +	
Totals		1,583	562	491,979	35,869	554	2,178	137,092	3,408	922	2,401	1,774	135,035	524,132	
30 TANZANIA UNION MISSION															
31	East Tanzania Conference	233	309	46,186	7,443	92	5,898	873	3,888	133	432	8	1,807	54,224 +	
32	Mara Conference	363	265	113,377	9,063	37	348	2,228	757	303	894	6,641	...	116,458 +	
33	North-East Tanzania Conference	321	257	65,603	5,460	57	718	2,429	803	149	293	176	20,465	52,381 +	
34	South Nyanza Conference	610	462	117,937	17,505	129	710	66	1,704	227	670	...	2,521	131,225 +	
35	Southern Highlands Conference	248	422	35,021	3,718	104	1,416	237	1,886	137	732	3,814	...	33,927 +	
36	West Tanzania Field	254	260	37,126	6,080	177	439	552	495	103	598	542	278	42,358 +	
Totals		2,029	1,975	415,250	49,269	596	9,529	6,385	9,533	1,052	3,619	11,181	25,071	430,573	
37 UGANDA UNION MISSION															
38	Central Uganda Conference	241	698	120,754	8,704	460	5	...	6	54	72	44	3,641	126,106 +	
39	Eastern Uganda Field	126	315	17,632	1,546	199	40	19	14	81	31	262	117	18,931 +	
40	Northern Uganda Mission	55	172	10,831	949	164	11	28	11	26	4	3	333	11,606 +	
41	Southwestern Uganda Field	202	201	51,694	2,454	531	127	58	16,294	113	251	176	856	37,174 +	
42	Southwestern Uganda Mission	111	200	...	747	1	15,915	16	18	16	32	73	560	15,980 +	
43	Western Uganda Field	98	295	18,827	1,006	239	55	...	52	31	25	69	156	19,794 +	
Totals		833	1,881	219,738	15,406	1,594	16,153	121	16,395	321	415	627	5,663	229,591	
44 WEST CONGO UNION MISSION															
45	Central Kasai Field	266	218	154,889	7,221	12	63	...	224	549	414	454	6,810	153,734 +	
46	Congo Equatorial Field	5	42	2,305	154	1,759	2	19	33	3	...	4,161 +	
47	East Kasai Field	65	88	21,504	1,104	1	5	1,245	5	78	213	155	...	23,408 +	
48	Lower Congo Field	4	26	1,594	117	1	2	1,363	2	1	2	3,072 +	
49	West Congo Field	29	63	16,936	1,510	6	23	5,018	34	13	97	184	...	23,165 +	
50	West Kasai Field	195	175	139,580	8,453	...	34	...	571	98	169	2,575	...	144,611 +	
Totals		564	612	336,808	18,559	20	127	9,385	838	758	802	965	9,385	352,151	
51 ATTACHED FIELDS															
52	Burundi Association	66	117	14,995	1,630	26	87	...	163	27	287	35	...	16,226 +	
53	East Burundi Field	76	97	28,729	2,386	27	101	...	233	77	820	306	...	29,807 +	
54	North Burundi Field	156	169	84,596	6,751	154	541	418	554	167	1,072	460	4,869	85,338 +	
55	West Burundi Field	298	383	128,320	10,767	207	729	418	950	271	2,179	801	4,869	131,371	

7	Tithe and Offerings										Per Capita			16	17
	8	9	10	11	12a	12b	13	14a	14b	Basis					
	Tithe	Tithe Per Capita	World Mission Fund, including Sabbath School	World Mission Fund Per Capita	Other General Conference Funds	Intradivision Funds	Inglathering Funds	Local Church Funds	Total Tithe and Offerings	Total Tithe and Offerings Per Capita	Membership Basis for Per Capita Calculations June 30, 2010	Sabbath School Membership	Sabbath School Mission Offerings		

GENERAL CONFERENCE

1	General Conference
2	General Conference Institutions
Totals	

EAST-CENTRAL AFRICA DIVISION

1 EAST AFRICAN UNION MISSION																	
2	Central Kenya Conference	23,591	23,591	199,116
3	Central Nyanza Field	4,245,790	40.54	178,781	1.71	297,205	...	446,953	...	5,168,729	49.36	104,720	163,187	...	
4	Kenya Coast Field	586,322	17.80	7,846	0.24	41,043	...	19,616	...	654,827	19.88	32,936	66,334	...	
5	Kenya Lake Conference	528,402	37.51	34,353	2.44	36,988	...	85,882	...	685,625	48.67	14,087	30,763	...	
6	Nyamira Conference	1,085,517	14.87	8,352	0.11	75,986	...	20,880	...	1,190,735	16.31	73,009	98,232	...	
7	Ranen Conference	926,839	9.00	23,701	0.23	64,879	...	59,252	...	1,074,671	10.44	102,950	110,125	...	
8	South Kenya Conference	1,191,393	11.47	13,267	0.13	83,398	...	33,169	...	1,321,227	12.72	103,850	380,000	...	
9	Western Kenya Conference	990,315	6.85	39,016	0.27	69,322	...	97,541	...	1,196,194	8.27	144,638	180,819	...	
Totals		10,901,931	16.38	370,019	0.56	761,484	...	925,051	...	12,958,485	19.47	665,731	1,116,433	199,116	
10 EAST CONGO UNION MISSION																	
11	East Katanga Mission	44,899	44,899	8,154
12	Maniema Mission	9,850	8,964	4,590
13	North Katanga Field	94,393	13.47	2,594	0.37	1,888	...	6,486	...	105,361	15.04	7,007	8,828	...	
14	South Katanga Field	266,450	11.71	11,430	0.50	9,326	...	28,576	...	315,782	13.88	22,750	23,853	...	
15	West Katanga Mission	5,806	5,412	...
Totals		405,742	8.10	14,024	0.28	11,214	...	35,062	...	466,042	9.30	50,098	51,647	8,15	

1	Churces, Companies, and Church Membership													6
	2a	2b	3	Members Added				Members Subtracted				Church Membership at End of Year		
				4a	4b	4c	4d	5a	5b	5c	5d		5e	
Conference or Mission	Churches	Companies	Church Membership at Beginning of Year	Baptisms	Professions of Faith	Letters Received	Adjustments	Letters Granted	Deaths	Dropped	Missing	Adjustments	Church Membership at End of Year	
EAST-CENTRAL AFRICA DIVISION (CONT'D)														
56 Eritrea Mission Field.....	3	12	526	526 +	
57 North East Congo Attached Territory	
58 Central Kivu Association	372	151	54,675	4,817	55	2,084	...	1,577	190	793	254	1,163	57,654 +	
59 Kibali Ituri Mission	60	124	...	354	6	7,978	...	1,411	18	54	30	106	6,719 +	
60 North Kivu Association	270	159	51,538	3,693	8	3,996	523	3,692	165	795	623	...	54,483 +	
61 South Kivu Field	164	69	17,205	1,590	37	575	96	643	84	321	77	...	18,378 +	
62 Upper Congo Field	84	84	14,372	1,349	36	221	...	6,904	38	81	77	1,836	7,042 +	
Totals for North East Congo Attached Territory	950	587	137,790	11,803	142	14,854	619	14,227	495	2,044	1,061	3,105	144,276	
Totals for Attached Fields	1,251	982	266,636	22,570	349	15,583	1,037	15,177	766	4,223	1,862	7,974	276,173	
63 EAST-CENTRAL AFRICA DIVISION	
64 East African Union Mission	4,533	4,821	680,257	46,752	1,455	4,273	6,078	5,700	1,417	6,054	3,328	1,102	721,214	
65 East Congo Union Mission	210	378	55,925	4,813	19	111	2,051	234	195	181	92	4,821	57,396	
66 Ethiopian Union Mission	812	339	181,927	12,004	211	159	...	202	331	298	389	62	193,019	
67 Rwanda Union Mission	1,583	562	491,979	35,869	554	2,178	137,092	3,408	922	2,401	1,774	135,035	524,132	
68 Tanzania Union Mission	2,029	1,975	415,250	49,269	596	9,529	6,385	9,533	1,052	3,619	11,181	25,071	430,573	
69 Uganda Union Mission	833	1,881	219,738	15,406	1,594	16,153	121	16,395	321	415	627	5,663	229,591	
70 West Congo Union Mission	564	612	336,808	18,559	20	127	9,385	838	758	802	965	9,385	352,151	
71 Attached Fields	1,251	982	266,636	22,570	349	15,583	1,037	15,177	766	4,223	1,862	7,974	276,173	
DIVISION TOTALS	11,815	11,550	2,648,520	205,242	4,798	48,113	162,149	51,487	5,762	17,993	20,218	189,113	2,784,249	
EURO-AFRICA DIVISION														
1 AUSTRIAN UNION OF CHURCHES CONFERENCE...	49	9	3,892	75	2	61	5	20	40	47	3,928	
2 BULGARIAN UNION OF CHURCHES CONFERENCE	124	219	7,485	356	19	63	5	83	172	113	7,535	
3 CZECHO-SLOVAKIAN UNION CONFERENCE	
4 Bohemian Conference	74	12	3,113	63	6	108	...	84	43	31	3,132	
5 Moravia-Silesian Conference	71	17	4,374	72	5	110	...	119	57	51	4,334	
6 Slovakian Conference	40	14	2,198	59	3	15	...	24	19	15	2,217	
Totals	185	43	9,685	194	14	233	...	227	119	97	9,683	
7 FRANCO-BELGIAN UNION CONFERENCE	
8 Belgian-Luxembourg Conference	30	...	2,056	42	10	171	...	96	17	...	7	...	2,159	
9 North France Conference	72	7	8,368	188	22	310	34	172	27	42	8,681	
10 Southern France Conference	47	10	4,292	47	8	103	...	80	35	23	4,312	
Totals	149	17	14,716	277	40	584	34	348	79	65	7	...	15,152	
11 ITALIAN UNION OF CHURCHES CONFERENCE	109	23	9,145	289	27	441	...	338	53	65	20	...	9,426	
12 NORTH GERMAN UNION CONFERENCE	
13 Berlin-Central German Conference	155	4	7,354	76	9	247	...	232	125	52	24	...	7,253	
14 Hansa Conference	46	3	2,720	38	12	52	...	65	43	18	12	...	2,684	
15 Lower Saxonian Conference	61	1	3,624	51	7	71	...	79	65	16	9	...	3,584	
16 Northern Rhenish-Westfalian Conference	84	8	6,210	123	7	239	...	251	89	45	6,194	
Totals	346	16	19,908	288	35	609	...	627	322	131	45	...	19,715	
17 PORTUGUESE UNION OF CHURCHES CONF	96	26	9,400	283	12	238	63	282	135	145	9,425	
18 ROMANIAN UNION CONFERENCE	
19 Banat Conference	114	40	6,901	153	14	180	4	187	118	68	6,828	
20 Moldavia Conference	236	39	12,757	303	16	109	21	215	161	97	12,733	
21 Muntenia Conference	259	70	18,909	468	30	234	...	361	303	145	33	...	18,799	
22 North Transylvania Conference	124	32	7,844	144	29	128	...	164	157	71	7,753	
23 Oltenia Conference	209	46	11,755	263	6	179	...	216	241	93	11,634	
24 South Transylvania Conference	149	38	9,438	217	7	209	...	270	224	91	9,286	
Totals	1,091	265	67,604	1,548	102	1,039	25	1,413	1,204	565	33	70	67,033	
25 SOUTH GERMAN UNION CONFERENCE	
26 Baden-Wuerttemberg Conference	85	7	6,209	131	15	159	...	165	69	55	6,225	
27 Bavarian Conference	70	4	4,586	72	6	173	...	157	82	38	4,560	
28 Central Rhenish Conference	64	5	4,492	71	53	83	62	83	51	28	4,599	
Totals	219	16	15,287	274	74	415	62	405	202	121	15,384	
29 SPANISH UNION OF CHURCHES CONFERENCE	108	40	15,811	516	111	688	2	693	68	191	67	5	16,104	
30 SWISS UNION CONFERENCE	
31 French-Italian Swiss Conference	22	...	1,903	33	5	60	9	51	16	7	26	...	1,910	
32 German Swiss Conference	29	5	2,427	31	5	112	...	94	17	16	2,448	
Totals	51	5	4,330	64	10	172	9	145	33	23	26	...	4,358	

7	8	9	10	Tithe and Offerings					Per Capita		16	17	
				11	12a	12b	13	14a	14b	Basis			
				Other General Conference Funds	Intradivision Funds	Ingaithering Funds	Local Church Funds	Total Tithe and Offerings	Total Tithe and Offerings Per Capita	Membership Basis for Per Capita Calculations June 30, 2010			
Tithe	Tithe Per Capita	World Mission Fund, Including Sabbath School	World Mission Fund Per Capita		
US\$	US\$	US\$	US\$	US\$	US\$	US\$	US\$	US\$	US\$	US\$	US\$	US\$	
EAST-CENTRAL AFRICA DIVISION (CONT'D)													
56	24,921	47.38	395	0.75	...	249	...	988	26,553	50.48	526	578	230
57	7,427	7,427	29,649
58	498,747	9.50	17,556	0.33	...	34,912	...	43,890	595,105	11.34	52,497	64,855	...
59	87,722	12.48	4,739	0.67	...	877	...	11,573	104,911	14.92	7,030	13,928	...
60	576,060	11.24	22,100	0.43	...	40,324	...	53,823	692,307	13.51	51,231	71,752	...
61	119,754	7.13	4,945	0.29	...	2,994	...	12,362	140,055	8.34	16,792	25,983	...
62	58,578	8.01	2,563	0.35	...	879	...	5,841	67,861	9.28	7,316	25,520	...
Totals	1,348,288	10.00	51,903	0.38	...	79,986	...	127,489	1,607,666	11.92	134,866	202,038	29,649
Totals	1,966,318	7.55	83,046	0.32	...	108,466	...	201,571	2,359,401	9.06	260,533	379,923	46,574
63	139,028	139,028
64	10,901,931	16.38	370,019	0.56	...	761,484	...	925,051	12,958,485	19.47	665,731	1,116,433	199,116
65	405,742	8.10	14,024	0.28	...	11,214	...	35,062	466,042	9.30	50,098	51,647	8,154
66	962,396	5.39	15,555	0.09	...	51,895	...	38,887	1,068,733	5.99	178,480	197,744	8,148
67	4,516,998	9.39	130,014	0.27	...	316,189	4,935	292,682	5,260,818	10.94	481,042	411,153	75,590
68	6,165,894	13.65	748,164	1.66	...	431,077	...	1,870,412	9,215,547	20.40	451,767	52,380	434,983
69	2,042,700	9.75	125,916	0.60	...	117,638	...	278,225	2,564,479	12.24	209,532	421,493	67,724
70	740,451	2.23	17,745	0.05	...	32,015	...	44,363	834,574	2.51	332,082	358,576	10,273
71	1,966,318	7.55	83,046	0.32	...	108,466	...	201,571	2,359,401	9.06	260,533	379,923	46,574
Totals	27,841,458	10.59	1,504,483	0.57	...	1,829,978	4,935	3,686,253	34,867,107	13.26	2,629,265	2,989,349	850,562
EURO-AFRICA DIVISION													
1	8,043,605	2,064.05	556,895	142.90	25,062	34,244	98,735	2,125,720	10,884,261	2,792.98	3,897	4,800	466,963
2	1,685,822	223.26	58,859	7.79	1,744,681	231.05	7,551	8,174	...
3	31,217	31,217
4	2,166,453	703.39	147,714	47.96	2,314,167	751.35	3,080	1,042	79,651
5	2,734,601	624.77	246,190	56.25	7,222	2,988,013	682.66	4,377	3,701	114,616
6	1,311,110	600.05	98,475	45.07									

Conference or Mission	Churches, Companies, and Church Membership											Church Membership at End of Year	
	2a	2b	3	Members Added				Members Subtracted					6
	4a	4b		4c	4d	5a	5b	5c	5d	5e			
1	Churches	Companies	Church Membership at Beginning of Year	Baptisms	Professions of Faith	Letters Received	Adjustments	Letters Granted	Deaths	Dropped	Missing	Adjustments	6
EURO-AFRICA DIVISION (CONT'D)													
33 ATTACHED FIELD													
34 TRANS-MEDITERRANEAN TERRITORIES													
35 Iran Field	1	1	34										34
36 Maghreb Field	4	5	285	8		2							295
37 Turkey Field	2	2	86	2		3	9	4					96
Totals	7	8	405	10		5	9	4					425
EURO-AFRICA DIVISION													
38 Austrian Union of Churches Conference	49	9	3,892	75	2	61	5	20	40	47			3,928
40 Bulgarian Union of Churches Conference	124	219	7,485	356	19	63	5	83	172	113		25	7,535
41 Czecho-Slovakian Union Conference	185	43	9,685	194	14	233		227	119	97			9,683
42 Franco-Belgian Union Conference	149	17	14,716	277	40	584	34	348	79	65	7		15,152
43 Italian Union of Churches Conference	109	23	9,145	289	27	441		338	53	65	20		9,426
44 North German Union Conference	346	16	19,908	288	35	609		627	322	131	45		19,715
45 Portuguese Union of Churches Conference	96	26	9,400	283	12	238	63	282	135	145		9	9,425
46 Romanian Union Conference	1,091	265	67,604	1,548	102	1,039	25	1,413	1,204	565	33	70	67,033
47 South German Union Conference	219	16	15,287	274	74	415	62	405	202	121			15,384
48 Spanish Union of Churches Conference	108	40	15,811	516	111	688	2	693	68	191	67	5	16,104
49 Swiss Union Conference	51	5	4,330	64	10	172	9	145	33	23	26		4,358
50 Attached Field	7	8	405	10		5	9	4					425
DIVISION TOTALS	2,534	687	177,668	4,174	446	4,548	214	4,585	2,427	1,563	198	109	178,168
EURO-ASIA DIVISION													
1 BELARUS UNION OF CHURCHES CONFERENCE	65	27	5,154	146	5	94		528	167	692			4,012
2 CAUCASUS UNION MISSION													
3 Kubano-Chernomorskaya Conference	55	24	3,262	91	8	113	28	83	61	136		111	3,111
4 North Caucasus Mission	33	22	1,883	83	7	53	2	85	33	130		14	1,766
5 Rostov-Kalmykia Conference	41	14	2,837	71	8	127		132	53	64			2,794
Totals	129	60	7,982	245	23	293	30	300	147	330		125	7,671
6 EAST RUSSIAN UNION MISSION													
7 Central Siberian Mission	31	3	2,227	114	17	247		216	90	501			1,798
8 East Siberian Mission	33	32	3,300	146	18	74	2	35	37	128		1,340	2,000
9 West Siberian Mission	22	29	1,296	81	7	25	39	28	19	106		77	1,218
Totals	86	64	6,823	341	42	346	41	279	146	735		1,417	5,016
10 FAR EASTERN UNION OF CHURCHES MISSION	51	20	3,549	143	9	119		156	55	1,270			2,339
11 MOLDOVA UNION OF CHURCHES CONFERENCE	154	89	10,748	321	24	290		573	182	575			10,053
12 SOUTHERN UNION MISSION													
13 Kyrgyzstan Mission	14	16	939	11	3	68	3	134	10	77		1	802
14 Northern Kazakhstan Mission	29	12	1,811	73		75	16	99	16	54		73	1,733
15 Southern Kazakhstan Mission	17	12	1,518	77	4	114		152	44	135		100	1,282
16 Tajikistan Field	6	4	627	3			24	5	1	16		371	261
17 Turkmenistan Field	1	1	100	2				2	1	4			95
18 Uzbekistan Field	12	5	1,234	17	2	7	4	24	13	261		175	791
Totals	79	50	6,229	183	9	264	47	416	85	547		720	4,964
19 TRANS-CAUCASUS UNION MISSION													
20 Armenian Mission	18	15	883	37		41	2	45	8	7		22	881
21 Azerbaijani Mission	6	6	729	17		6		6	10	13		3	720
22 Georgian Mission	8	5	420	14	1	13		6	5	11			426
Totals	32	26	2,032	68	1	60	2	57	23	31		25	2,027
23 UKRAINIAN UNION CONFERENCE													
24 Bukovinskaya Conference	131	10	7,297	255	24	137		163	162	188			7,200
25 Central Ukrainian Conference	90	18	6,026	164	8	170		150	119	1,021		4	5,074
26 Dnieper Conference	131	19	6,885	166	10	167	6	125	164	685		43	6,217
27 Eastern Dnieper Conference	121	59	9,130	289	12	129		264	229	1,234			7,833
28 Eastern Ukrainian Conference	82	47	4,457	119	9	121	5	152	121	402		29	4,007
29 Kiev Conference	25		5,761	90	4	103		127	72	1,268		148	4,343
30 Podolsk Conference	122	43	7,034	189	18	205		233	136	538			6,539
31 Southern Ukrainian Conference	111	68	7,873	174	24	190	4	178	150	729		32	7,176
32 Western Ukrainian Conference	111	68	6,941	170	11	94		129	109	212		10	6,756
Totals	924	332	61,404	1,616	120	1,316	15	1,521	1,262	6,277		266	55,145
33 WEST RUSSIAN UNION CONFERENCE													
34 Central Conference	66	41	4,069	99	9	320		315	79	686			3,417
35 Moscow Conference	28	7	3,732	78	2	162	5	136	52	589		6	3,196
36 Northwestern Conference	49	37	3,524	88	13	113	4	100	88	370		9	3,175
37 Priokskaya Conference	34	18	3,427	75	2	106		186	54	474		3	2,893
38 Southern Conference	61	65	5,753	103	3	122		86	86	1,273		21	4,515
39 Ural Conference	63	80	5,009	149	4	485	7	479	56	718		28	4,373
40 Volga Conference	52	72	4,229	88	6	244	8	240	85	763		8	3,479
41 Volgo-Vyatskaya Conference	65	41	5,447	138	21	234	1	275	79	514		10	4,963
Totals	418	361	35,190	818	60	1,786	25	1,817	579	5,387		85	30,011

Conference or Mission	Tithe and Offerings										Per Capita		16	17	
	7	8	9	10	11	12a	12b	13	14a	14b	Basis				
	US\$	US\$	US\$	US\$	US\$	US\$	US\$	US\$	US\$	US\$	Membership Basis for Per Capita Calculations June 30, 2010	Sabbath School Membership			Sabbath School Mission Offerings
EURO-AFRICA DIVISION (CONT'D)															
33															
34															
35															
36	108,682	572.01	2,911	15.32							111,593	587.33	190	164	2,911
37	53,530	652.80									53,530	652.80	82	79	
Totals	162,212	531.84	2,911	9.54							165,123	541.39	305	275	2,911
38	19,696										19,696				
39	8,043,605	2,064.05	556,895	142.90	25,062	34,244	98,735	2,125,720	10,884,261	2,792.98	3,897	4,800	466,963		
40	1,685,822	223.26	58,859	7.79					1,744,681	231.05	7,551	8,174			
41	6,243,381	647.52	492,379	51.07	7,924				6,743,684	699.41	9,642	6,009	244,683		
42	17,102,073	1,172.42	706,725	48.45	76,441				17,885,239	1,226.11	14,587	7,358	569,886		
43	8,256,899	905.46	611,182	67.02	36,949	78,204			8,822,424	1,027.71	9,119	8,864	477,252		
44	24,837,637	1,241.51	1,469,701	73.46	858,522	757,948	136,204		25,226,160	1,663.81	20,006	11,142	1,159,447		
45	6,473,474	692.35	232,468	24.86	58,089				6,826,447	838.77	9,350	10,500	110,166		
46	19,013,595	281.75	1,186,892	17.59	75,421				19,894,211	358.88	67,485	57,480	811,209		
47	26,152,113	1,713.88	1,713,888	123.04	86,293	384,965			28,550,802	1,867.80	15,259	7,693	1,306,536		
48	12,059,821	773.96	513,430	32.95	34,993	52,008			12,660,252	812.49	15,582	11,185	438,430		
49	12,554,854	2,903.53	866,833	200.47	24,745	66,450	70,180		14,462,326	3,344.66	4,324	2,179	688,191		
50	162,212	531.84	2,911	9.54					165,123	541.39	305	275	2,911		
Totals	142,605,182	805.19	8,575,706	48.42	1,284,439	1,373,819	305,119	13,641,256	167,785,521	947.37	177,107	135,659	6,275,674		
EURO-ASIA DIVISION															
1	662,610	128.64	20,863	4.05		20,738			62,214	766,425	148.79	5,151		12,057	
2														53,388	
3	1,280,793	400.12	31,492	9.84	93	30,475			91,425	1,434,278	448.07	3,201			
4	801,399	424.02	28,269	14.96	833	26,429			79,287	936,217					

Conference or Mission	Churches, Companies, and Church Membership												Church Membership at End of Year	
	2a	2b	3	4a	4b	4c	4d	5a	5b	5c	5d	5e		6
	Churches	Companies	Church Membership at Beginning of Year	Baptisms	Professions of Faith	Letters Received	Adjustments	Letters Granted	Deaths	Dropped	Missing	Adjustments		Church Membership at End of Year
EURO-ASIA DIVISION (CONT'D)														
42 EURO-ASIA DIVISION	
43 Belarus Union of Churches Conference	65	27	5,154	146	5	94	...	528	167	692	4,012	
44 Caucasus Union Mission	129	60	7,982	245	23	293	30	300	147	330	...	125	7,671	
45 East Russian Union Mission	86	64	6,823	341	42	346	41	279	146	735	...	1,417	5,016	
46 Far Eastern Union of Churches Mission	51	20	3,549	143	9	119	...	156	55	1,270	2,339	
47 Moldova Union of Churches Conference	154	89	10,748	321	24	290	...	573	182	575	10,053	
48 Southern Union Mission	79	50	6,229	183	9	264	47	416	85	547	...	720	4,964	
49 Trans-Caucasus Union Mission	32	26	2,032	68	1	60	2	57	23	31	...	25	2,027	
50 Ukrainian Union Conference	924	332	61,404	1,616	120	1,316	15	1,521	1,262	6,277	...	266	55,145	
51 West Russian Union Conference	418	361	35,190	818	60	1,786	25	1,817	579	5,387	...	85	30,011	
DIVISION TOTALS	1,938	1,029	139,111	3,881	293	4,568	160	5,647	2,646	15,844	...	2,638	121,238	
INTER-AMERICAN DIVISION														
1 ATLANTIC CARIBBEAN UNION MISSION	
2 Cayman Islands Conference	15	...	4,464	339	...	26	2	59	17	22	14	...	4,719 +	
3 North Bahamas Conference	11	...	2,863	267	2	14	...	9	4	30	...	2	3,101 +	
4 South Bahamas Conference	44	...	17,314	833	698	...	17,449 +	
5 Turks and Caicos Islands Mission	8	2	2,269	176	...	2	1	2	...	39	2,405 +	
Totals	78	2	26,910	1,615	2	42	2	68	22	54	14	739	27,674	
6 BELIZE UNION OF CHURCHES MISSION	85	43	35,945	1,300	11	21	37,213 +	
7 CARIBBEAN UNION CONFERENCE														
8 East Caribbean Conference	116	9	39,232	301	11	149	...	155	85	90	28	...	39,335 +	
9 Grenada Conference	46	2	13,111	236	6	66	...	28	22	293	13,076 +	
10 Guyana Conference	149	57	56,842	1,644	3	27	...	75	24	32	62	...	58,323 +	
11 North Caribbean Conference	31	3	25,845	486	...	28	...	12,129	37	31	34	...	14,128 +	
12 South Caribbean Conference	116	27	55,917	403	6	46	603	47	68	30	624	1	56,205 +	
13 South Leeward Mission	42	6	...	339	6	12,129	...	20	27	...	67	...	12,360 +	
14 St Lucia Mission	48	10	17,248	117	2	6	...	3	8	1	17,361 +	
15 Suriname Mission	15	3	4,292	96	9	2	10	4,385 +	
16 Tobago Mission	30	2	7,889	46	...	1	12	...	11	...	7,913 +	
Totals	593	119	220,376	3,668	43	12,452	603	12,459	293	477	759	68	223,086	
17 CENTRAL MEXICAN UNION MISSION														
18 Azteca Mexican Conference	46	61	18,514	844	65	78	...	39	49	123	350	...	18,940 +	
19 Bajio Mexican Conference	47	45	15,054	574	75	53	...	171	14	5,550	870	...	9,151 +	
20 Metropolitan Mexican Conference	65	37	27,714	1,298	32	53	...	53	60	78	56	...	28,850 +	
21 Valley Mexican Mission	42	66	10,279	500	27	4	...	4	10	15	10,781 +	
Totals	200	209	71,561	3,216	199	188	...	267	133	5,766	1,276	...	67,722	
22 CUBAN UNION CONFERENCE														
23 Central Conference	55	13	5,188	336	32	73	...	98	162	85	...	3	5,281 +	
24 East Conference	79	58	8,465	659	29	111	7	142	67	193	8,869 +	
25 Eastern Mission	52	70	7,974	660	25	71	...	118	74	122	8,416 +	
26 West Conference	112	13	9,422	769	32	238	14	210	113	300	187	20	9,645 +	
Totals	298	154	31,049	2,424	118	493	21	568	416	700	187	23	32,211	
27 DOMINICAN UNION MISSION														
28 Central Dominican Conference	175	57	60,320	2,867	4	32	...	32	9	2,178	1,521	1	59,482 +	
29 East Dominican Conference	116	78	66,113	2,759	5	16	...	14	14	13	2	...	68,850 +	
30 North Dominican Conference	118	90	29,697	2,689	21	200	...	184	76	992	533	...	30,822 +	
31 Northeast Dominican Mission	60	76	24,017	2,147	26	13	...	19	59	67	33	...	26,025 +	
32 South Dominican Mission	69	63	35,349	1,532	13	23	33	24	...	36,788 +	
33 Southeast Dominican Mission	152	88	59,436	3,430	40	11	...	95	62,822 +	
Totals	690	452	274,932	15,424	96	272	...	357	181	3,283	2,113	1	284,789	
34 EAST VENEZUELA UNION MISSION														
35 Central East Venezuela Mission	38	27	9,964	417	6	8	1	3	1	30	10,344 +	
36 Central Venezuela Conference	41	20	14,946	926	31	15	6	13	...	50	15,819 +	
37 East Venezuela Conference	118	110	29,919	3,546	2	127	33,340 +	
38 South Central Venezuela Conference	94	55	21,294	973	22,267 +	
39 Southeast Venezuela Conference	117	82	37,092	3,384	8	...	2	2	...	40,464 +	
Totals	408	294	113,215	9,246	39	31	7	145	3	80	122,234	
40 EL SALVADOR UNION MISSION														
41 Central El Salvador Mission	108	37	31,535	2,242	63	70	...	63	27	194	96	...	33,530 +	
42 East El Salvador Conference	174	85	54,378	2,102	48	8	...	6	86	416	82	...	55,946 +	
43 Metropolitan El Salvador Conference	125	18	37,824	1,741	79	118	...	171	53	459	120	...	38,959 +	
44 Paracentral El Salvador Conference	107	53	38,692	1,732	63	49	...	223	46	423	121	...	39,723 +	
45 West El Salvador Mission	138	40	39,924	2,644	19	88	...	179	58	268	56	...	42,114 +	
Totals	652	233	202,353	10,461	272	333	...	642	270	1,760	475	...	210,272	

7	Tithe and Offerings							Per Capita Basis	16	17		
	8	9	10	11	12a	12b	13				14a	14b
Tithe	Tithe Per Capita	World Mission Fund, Including Sabbath School	World Mission Fund Per Capita	Other General Conference Funds	Intradivision Funds	Ingathering Funds	Local Church Funds	Total Tithe and Offerings	Total Tithe and Offerings Per Capita	Membership Basis for Per Capita Calculations June 30, 2010	Sabbath School Membership	Sabbath School Mission Offerings
US\$	US\$	US\$	US\$	US\$	US\$	US\$	US\$	US\$	US\$	US\$		US\$
EURO-ASIA DIVISION (CONT'D)												
42
43	662,610	128.64	20,863	4.05	...	20,738	...	62,214	766,425	148.79	5,151	12,057
44	3,320,240	417.33	97,847	12.30	1,224	91,827	...	275,481	3,786,619	475.95	7,956	53,388
45	1,920,228	278.58	37,860	5.49	43	36,255	...	108,765	2,103,151	305.11	6,893	21,079
46	1,418,282	400.31	54,831	15.48	4,478	42,912	...	128,736	1,649,239	465.49	3,543	1,661
47	1,816,538	166.38	39,990	3.66	...	39,976	...	119,928	2,016,432	184.69	10,918	23,242
48	1,389,823	219.53	53,628	8.47	...	53,576	...	160,728	1,657,755	261.85	6,331	31,149
49	245,656	122.58	7,111	3.55	...	7,111	...	21,333	281,211	140.32	2,004	4,134
50	11,331,356	183.82	300,400	4.87	...	300,400	...	901,200	12,833,356	208.18	61,644	174,653
51	13,356,134	378.47	240,286	6.81	4,389	217,325	...	651,975	14,470,109	410.03	35,290	126,352
	35,460,867	253.78	852,816	6.10	10,134	810,120	...	2,430,360	39,564,297	283.15	139,730	471,003
Note—Sabbath school membership figures were not reported.												
INTER-AMERICAN DIVISION												
1	19,794	1,386	26,666	...	47,846
2	3,062,127	695.78	121,607	27.63	10,945	214,349	333,322	364,820	4,107,170	933.24	4,401	3,136
3	1,146,020	418.87	57,927	21.17	5,213	80,221	2,651	173,780	1,465,812	535.75	2,736	3,412
4	4,757,148	290.05	239,226	14.59	21,530	333,000	...	717,679	6,068,583	370.01	16,401	17,894
5	721,601	334.07	23,742	10.99	2,137	50,512	...	71,227	869,219	402.42	2,160	1,860
	9,706,690	377.72	442,502	17.22	39,825	679,468	362,639	1,327,506	12,558,630	488.70	25,698	26,302
6	1,126,269	31.74	50,241	1.42	4,522	93,127	7,579	150,723	1,432,461	40.37	35,482	37,213
7
8	6,470,926	166.50	316,200	8.14	28,458	417,221	177,736	948,599	8,359,140	215.09	38,864	35,156
9	1,596,528	122.69	67,730	5.20	6,096	111,757	45,812	203,189	2,031,112	156.08	13,013	12,635
10	1,642,601	29.31	76,249	1.36	6,862	114,982	116,829	228,746	2,186,269	39.01	56,039	122,653
11	7,790,160	574.45	427,478	31.52	38,473	545,311	218,201	1,282,433	10,302,056	759.68	13,561	16,117
12	8,346,056	149.49	218,162	3.91	19,635	584,224	...	654,485	9,822,562	175.94	55,829	58,203
13	2,182,986	181.52	120,766	10.04	10,869	152,809	59,400	362,298	2,889,128	240.24	12,026	16,101
14	1,148,135	66.92	59,526	3.47	5,357	80,369	1,674	178,578	1,473,639	85.89	17,158	10,873
15	175,034	43.36	10,181	2.52	916	12,252	...	30,544	228,927	56.71	4,037	1,165
16	1,709,783	225.39	83,631	11.02	7,527	119,685	...	250,894	2,171,520	286.25	7,586	1,377
	31,062,209	142.41	1,379,923	6.33	124,193	2,138,610	619,652	4,139,766	39,464,353	180.94	218,113	274,280
17	46,051	...	110	...	10	3,224	54,312	329	104,036	103
18	1,492,322	81.78	80,713	4.42	7,264	104,463	...	242,138	1,926,900	105.60	18,247	13,876
19	1,085,122	74.37	55,565	3.81	5,001	75,959	...	166,694	1,388,341	95.16	14,590	10,066
20	1,753,257	63.81	95,948	3.49	8,635	122,728	...	287,843	2,268,411	82.55	27,478	17,690
21	719,882	72.43	43,244	4.35	3,892	50,392	...	129,731	947,141	95.30	9,939	4,760
	5,											

Table with columns: Conference or Mission, Churches, Companies, Church Membership at Beginning of Year, Members Added (Baptisms, Professions of Faith, Letters Received, Adjustments), Members Subtracted (Letters Granted, Deaths, Dropped, Missing, Adjustments), Church Membership at End of Year.

INTER-AMERICAN DIVISION (CONT'D)

Rows 46-49: FRENCH ANTILLES-GUIANA UNION CONFERENCE, French Guiana Mission, Guadeloupe Conference, Martinique Conference.

Rows 50-56: GUATEMALA UNION MISSION, Central Guatemala Mission, East Guatemala Mission, Metropolitan Guatemala Conference, North Guatemala Mission, South Guatemala Mission, West Guatemala Mission.

Rows 57-61: HAITIAN UNION MISSION, Central Haiti Conference, North Haiti Mission, Northwest Haiti Mission, South Haiti Mission.

Rows 62-66: HONDURAS UNION MISSION, Atlantic Honduras Conference, Bay Islands Conference, Central Honduras Conference, Northwest Honduras Conference.

Rows 67-74: INTER-OCEANIC MEXICAN UNION CONFERENCE, Hidalgo Veracruz Conference, Isthmus Mission, Oaxaca Conference, Olmecca Conference, South Pacific Conference, South Veracruz Conference, Southeast Veracruz Mission.

Rows 75-80: JAMAICA UNION CONFERENCE, Central Jamaica Conference, East Jamaica Conference, North East Jamaica Conference, North Jamaica Conference, West Jamaica Conference.

Rows 81-87: NORTH COLOMBIAN UNION CONFERENCE, Atlantic Colombian Conference, Caribbean Colombian Mission, Colombian Islands Mission, East Colombian Conference, Northeast Colombian Conference, West Central Colombian Conference.

Rows 88-96: NORTH MEXICAN UNION CONFERENCE, Baja California Conference, Gulf Mexican Conference, North Mexican Mission, North Tamaulipas Mission, Northeast Mexican Conference, Sinaloa Mexican Conference, Sonora Mexican Conference, West Mexican Conference.

Rows 97-101: PUERTO RICAN UNION CONFERENCE, East Puerto Rico Conference, North Puerto Rico Conference, South Puerto Rico Conference, West Puerto Rico Conference.

Table with columns: Tithe and Offerings (Tithe, Tithe Per Capita, World Mission Fund, World Mission Fund Per Capita, Other General Conference Funds, Intradivision Funds, Ingathering Funds, Local Church Funds, Total Tithe and Offerings, Total Tithe and Offerings Per Capita), Per Capita Basis (Membership Basis for Per Capita Calculations June 30, 2010, Sabbath School Membership, Sabbath School Mission Offerings).

INTER-AMERICAN DIVISION (CONT'D)

Rows 46-49: Continuation of French Antilles-Guiana Union Conference statistics.

Rows 50-56: Continuation of Guatemala Union Mission statistics.

Rows 57-61: Continuation of Haitian Union Mission statistics.

Rows 62-66: Continuation of Honduras Union Mission statistics.

Rows 67-74: Continuation of Inter-Oceanic Mexican Union Conference statistics.

Rows 75-80: Continuation of Jamaica Union Conference statistics.

Rows 81-87: Continuation of North Colombian Union Conference statistics.

Rows 88-96: Continuation of North Mexican Union Conference statistics.

Rows 97-101: Continuation of Puerto Rican Union Conference statistics.

Conference or Mission	Churches, Companies, and Church Membership												Church Membership at End of Year
	2a	2b	3	Members Added				Members Subtracted				6	
				4a	4b	4c	4d	5a	5b	5c	5d		
	Churches	Companies	Church Membership at Beginning of Year	Baptisms	Professions of Faith	Letters Received	Adjustments	Letters Granted	Deaths	Dropped	Missing	Adjustments	
INTER-AMERICAN DIVISION (CONT'D)													
102 SOUTH CENTRAL AMERICAN CONFERENCE
103 Caribbean Costa Rica Mission	65	...	14,651	689	38	9	...	12	9	113	1	...	15,252 +
104 Central Panama Mission	45	29	14,413	743	24	8	...	8	9	380	1,216	...	13,575
105 East Panama Conference	81	27	32,032	2,444	38	30	...	530	91	280	163	...	33,380 +
106 Nicaragua Mission	117	16	114,066	3,553	8	53,397	28	341	539	...	63,322 +
107 North Costa Rica Mission	72	32	24,521	949	20	24	...	27	5	85	64	...	25,333 +
108 Northwestern Nicaragua Mission	95	36	...	2,602	3	53,398	29	523	26	...	55,425 +
109 South-Central Costa Rica Conference	72	15	25,248	956	52	61	...	55	27	110	194	...	25,931 +
110 West Panama Conference	128	8	48,031	2,208	...	4	...	40	13	144	2	...	50,044 +
Totals	675	163	272,962	14,144	183	53,534	...	54,069	211	2,076	2,205	...	282,262
SOUTH COLOMBIAN UNION MISSION													
111 SOUTH COLOMBIAN UNION MISSION
112 Central Colombian Mission	89	44	13,728	623	7	2	37	14,323 +
113 East Los Llanos and Boyaca Mission	88	48	18,600	1,212	...	113	...	193	101	478	541	94	18,518 +
114 Pacific Colombian Conference	132	86	35,147	2,420	16	110	...	583	143	384	151	...	36,432 +
115 South Bogota Region	54	25	11,466	1,040	42	97	857	153	43	255	88	...	12,963 +
116 South Colombian Conference	149	146	33,812	2,590	13	20	...	261	61	316	842	...	34,921 +
117 Upper Magdalena Conference	69	18	18,995	1,345	55	162	...	204	23	160	89	857	19,224 +
Totals	581	367	131,748	9,230	133	504	857	1,394	371	1,630	903	1,793	136,381
SOUTH MEXICAN UNION CONFERENCE													
118 SOUTH MEXICAN UNION CONFERENCE
119 Campeche Mission	58	95	17,596	1,337	1	39	...	1,674	12	62	9	...	17,216 +
120 Central Chiapas Conference	161	311	36,030	3,283	59	70	8	53	76	508	139	...	38,674 +
121 Central Tabasco Conference	83	108	16,382	1,609	12	55	20	52	64	670	130	...	17,162 +
122 East Tabasco Mission	104	159	25,979	2,104	5	121	...	60	36	213	10	...	27,890 +
123 Mayab Conference	82	91	17,707	1,141	13	10	...	23	41	291	39	...	18,477 +
124 North Chiapas Conference	193	358	49,468	3,793	6	87	...	55	154	1,228	218	...	51,699 +
125 Quintana Roo Mission	81	162	22,072	1,626	13	1,695	...	13	24	240	59	...	25,070 +
126 Soconusco Conference	102	142	52,269	3,973	36	37	...	28,996	575	5,755	1,561	...	19,428 +
127 South Chiapas Mission	125	314	...	259	...	28,948	3	29	29,175 +
128 Upper Chiapas Mission	95	391	37,215	2,881	4	55	...	14	81	944	91	...	39,025 +
129 West Chiapas Mission	107	244	27,470	2,239	22	26	...	29	39	482	64	...	29,143 +
Totals	1,191	2,375	302,188	24,245	171	31,143	28	30,969	1,105	10,422	2,320	...	312,959
VENEZUELA-ANTILLES UNION MISSION													
130 VENEZUELA-ANTILLES UNION MISSION
131 Aruba Mission	7	2	703	52	...	18	...	12	4	44	713 +
132 Curacao and Bonaire Conference	28	8	6,268	343	8	52	...	37	16	5	6,613 +
133 North Central Venezuela Conference	104	34	21,815	2,748	86	24,649 +
134 Southwest Venezuela Mission	98	58	25,339	1,109	14	26,462 +
135 West Central Venezuela Conference	83	40	19,583	882	29	7	...	24	44	421	17	...	19,995 +
136 West Los Llanos Venezuela Mission	67	37	20,842	2,285	1	2	23,126 +
137 West Venezuela Conference	138	71	32,503	3,950	18	15	65	752	126	...	35,513 +
Totals	525	250	127,053	11,369	156	77	...	88	131	1,222	143	...	137,071
INTER-AMERICAN DIVISION													
138 INTER-AMERICAN DIVISION	1	...	113	17	...	4	126
139 Atlantic Caribbean Union Mission	78	2	26,910	1,615	2	42	2	68	22	54	14	739	27,674
140 Belize Union of Churches Mission	85	43	35,945	1,300	11	21	37,213
141 Caribbean Union Conference	593	119	220,376	3,668	43	12,452	603	12,459	293	477	759	68	223,086
142 Central Mexican Union Mission	200	209	71,561	3,216	199	188	...	267	133	5,766	1,276	...	67,722
143 Cuban Union Conference	298	154	31,049	2,424	118	493	21	568	436	700	187	23	32,211
144 Dominican Union Mission	690	452	274,932	15,424	96	272	...	357	181	3,283	2,113	1	284,789
145 East Venezuela Union Mission	408	294	113,215	9,246	39	31	7	145	3	80	122,234
146 El Salvador Union Mission	652	233	202,353	10,461	272	333	...	642	270	1,760	475	...	210,272
147 French Antilles-Guiana Union Conference	141	25	29,362	423	9	113	...	160	88	121	211	...	29,327
148 Guatemala Union Mission	803	143	219,265	10,914	404	108	5,732	401	205	1,692	1,129	...	232,996
149 Haitian Union Mission	497	510	359,019	16,637	63	166	198	251	190	694	105	444	374,399
150 Honduras Union Mission	424	194	239,281	10,194	214	5	...	9	45	113	30	...	249,497
151 Inter-Oceanic Mexican Union Conference	1,123	1,177	174,606	15,106	527	1,113	424	536	735	5,696	2,945	441	181,423
152 Jamaica Union Conference	639	80	255,284	9,926	79	432	...	603	816	1,045	89	...	263,168
153 North Colombian Union Conference	736	575	153,481	10,820	184	571	...	649	337	2,150	2,449	...	159,471
154 North Mexican Union Conference	518	395	126,400	7,738	320	660	...	987	315	1,379	1,091	...	131,346
155 Puerto Rican Union Conference	301	24	36,615	1,541	126	533	402	355	262	450	233	475	37,442
156 South Central American Union Conference	675	163	272,962	14,144	183	53,534	...	54,069	211	2,076	2,205	...	282,262
157 South Colombian Union Mission	581	367	131,748	9,230	133	504	857	1,394	371	1,630	903	1,793	136,381
158 South Mexican Union Conference	1,191	2,375	302,188	24,245	171	31,143	28	30,969	1,105	10,422	2,320	...	312,959
159 Venezuela-Antilles Union Mission	525	250	127,053	11,369	156	77	...	88	131	1,222	143	...	137,071
DIVISION TOTALS	11,159	7,784	3,403,718	189,641	3,338	102,756	8,267	104,867	6,144	40,896	18,680	4,064	3,533,069

NORTH AMERICAN DIVISION

1 ATLANTIC UNION CONFERENCE
2 Bermuda Conference	11	...	3,870	123	5	42	2	64	37	1	3,940
3 Greater New York Conference	148	18	25,003	1,084	235	527	317	742	117	215	617	195	25,280
4 New York Conference	62	3	5,505	133	38	115	...	133	50	27	12	...	5,569
5 Northeastern Conference	176	17	49,172	1,818	231	794	410	922	221	96	300	...	50,886
6 Northern New England Conference	59	4	5,246	83	15	218	...	232	55	20	11	3	5,241
7 Southern New England Conference	112	17	15,724	609	116	575	...	480	92	110	68	66	16,208
Totals	568	59	104,520	3,850	640	2,271	729	2,573	572	469	1,008	264	107,124

7	Tithe and Offerings										Per Capita		16	17
	8	9	10	11	12a	12b	13	14a	14b	Basis				
	Tithe	Tithe Per Capita	World Mission Fund, Including Sabbath School	World Mission Fund Per Capita	Other General Conference Funds	Intradivision Funds	Ingathering Funds	Local Church Funds	Total Tithe and Offerings	Total Tithe and Offerings Per Capita	Membership Basis for Per Capita Calculations June 30, 2010	Sabbath School Membership		
US\$	US\$	US\$	US\$	US\$	US\$	US\$	US\$	US\$	US\$	US\$	US\$	US\$	US\$	
INTER-AMERICAN DIVISION (CONT'D)														
102	42,506	2,975	45,481	
103	878,533	60.49	56,438	3.89	5,079	61,497	15,895	169,315	1,186,757	81.71	14,524	727	53,052	
104	634,507	44.96	48,742	3.45	4,387	44,416	6,149	146,226	884,427	62.66	14,114	4,330	45,817	
105	2,212,239	69.63	169,199	5.33	15,228	154,857	88,209	507,597	3,147,329	99.06	31,773	33,422	159,047	
106	588,886	9.83	39,571	0.66	3,561	40,338	8,396	118,712	799,464	13.35	59,901	15,837	37,196	
107	1,127,852	46.70	61,902	2.56	5,571	78,950	33,872	1,493,854	61,855	24,152	25,333	58,188		
108	462,690	8.71	29,599	0.56	2,664	32,388	7,711	88,798	623,850	11.74	53,119	13,348	27,824	
109	1,576,018	62.86	88,823	3.54	7,994	110,321	12,367	266,468	2,061,991	82.24	25,073	26,036	83,493	
110	1,934,285	40.31	156,759	3.27	14,108	135,400	38,619	470,278	2,749,449	57.30	47,987	13,023	147,354	
Totals	9,457,516	34.94	651,033	2.41	5									

Conference or Mission	Churches, Companies, and Church Membership												Church Membership at End of Year	
	2a	2b	3	4a	4b	4c	4d	5a	5b	5c	5d	5e		6
	Churches	Companies	Church Membership at Beginning of Year	Members Added				Members Subtracted						Church Membership at End of Year
Baptisms				Professions of Faith	Letters Received	Adjustments	Letters Granted	Deaths	Dropped	Missing	Adjustments			
NORTH AMERICAN DIVISION (CONT'D)														
8 CANADA, SDA CHURCH IN	
9 Alberta Conference	61	14	10,311	274	28	377	10	271	78	141	10	...	10,500	
10 British Columbia Conference	78	24	10,979	296	64	417	13	386	140	23	8	10	11,202	
11 Manitoba-Saskatchewan Conference	31	1	3,443	85	20	134	5	96	54	4	3,533	
12 Maritime Conference of the SDA Church, Inc	26	2	1,639	37	2	80	1	68	23	12	11	1	1,644	
13 Ontario Conference	120	19	29,520	928	105	690	(53)	634	184	135	245	129	29,863	
14 Quebec Conference	34	16	5,996	111	100	121	63	103	25	31	2	(21)	6,251	
15 SDA Church in Newfoundland and Labrador	8	3	671	9	5	16	...	7	3	3	688	
Totals	358	79	62,559	1,740	324	1,835	39	1,565	507	346	276	122	63,681	
COLUMBIA UNION CONFERENCE														
16 Allegheny East Conference Corporation of SDA, The	109	38	37,548	696	103	508	470	593	110	61	118	3,357	35,086	
17 Allegheny West Conference	58	5	13,691	226	17	63	184	69	46	12	6	18	14,030	
19 Chesapeake Conference	64	10	13,668	413	68	514	...	424	120	70	85	40	13,924	
20 Mountain View Conference	33	2	2,361	88	8	71	...	50	60	79	67	2	2,270	
21 New Jersey Conference of SDA, Inc	87	6	13,400	767	92	303	2	314	51	48	90	30	14,031	
22 Ohio Conference	91	4	11,446	188	39	343	...	360	111	51	30	...	11,464	
23 Pennsylvania Conference	103	6	10,682	331	73	390	(14)	386	116	87	98	...	10,775	
24 Potomac Conference	136	29	33,397	1,036	200	1,173	(11)	1,088	171	243	558	37	33,698	
Totals	681	100	136,193	3,745	600	3,365	631	3,284	785	651	1,052	3,484	135,278	
LAKE UNION CONFERENCE														
25 Illinois Conference	97	18	13,137	229	57	338	17	351	105	36	17	...	13,269	
26 Indiana Conference	67	7	7,647	226	54	216	1	237	67	32	28	10	7,770	
27 Lake Region Conference	108	1	29,454	761	56	248	48	319	98	101	9	9	30,031	
28 Michigan Conference	163	28	25,634	604	66	762	2	819	255	165	40	8	25,781	
30 Wisconsin Conference	68	10	7,376	195	22	194	(1)	221	68	49	26	11	7,411	
Totals	503	64	83,248	2,015	255	1,758	67	1,947	593	383	120	38	84,262	
MID-AMERICA UNION CONFERENCE														
31 Central States Conference	40	12	13,098	445	51	156	16	193	33	...	5	(6)	13,541	
32 Dakota Conference	43	3	4,211	72	13	127	(1)	115	62	31	...	5	4,209	
34 Iowa-Missouri Conference	107	4	11,133	305	50	279	14	315	101	64	46	...	11,255	
35 Kansas-Nebraska Conference	98	4	11,385	210	41	404	1	338	105	73	78	6	11,441	
36 Minnesota Conference	65	14	8,026	354	93	329	(8)	318	81	55	16	8	8,316	
37 Rocky Mountain Conference	99	23	16,720	381	54	597	5	524	142	66	11	3	17,011	
Totals	452	60	64,573	1,767	302	1,892	27	1,803	524	289	156	16	65,773	
NORTH PACIFIC UNION CONFERENCE														
38 Alaska Conference	28	6	3,757	108	5	49	...	42	18	9	1	3	3,846	
39 Idaho Conference of SDA, Inc	45	5	6,530	140	26	82	4	109	58	11	6,604	
40 Montana Conference	38	6	4,034	59	6	65	4	90	51	9	1	4	4,013	
41 Oregon Conference	132	20	35,669	729	88	343	3	346	377	87	109	31	35,882	
42 Upper Columbia Conference	110	17	25,552	533	59	374	67	245	280	78	157	...	25,825	
44 Washington Conference	84	15	21,591	632	104	216	3	203	141	32	47	28	22,095	
Totals	437	69	97,133	2,201	288	1,129	81	1,035	925	226	315	66	98,265	
PACIFIC UNION CONFERENCE														
45 Arizona Conference	75	26	18,137	436	93	498	18	537	92	19	60	41	18,433	
46 Central California Conference of SDA	131	7	35,698	958	138	890	...	903	183	84	308	...	36,206	
47 Hawaii Conference	29	1	5,919	174	19	164	...	164	51	176	4	...	5,881	
48 Nevada-Utah Conference	47	7	8,792	352	30	224	20	225	73	28	7	18	9,067	
49 Northern California Conference of SDA	139	15	41,824	765	126	1,359	887	1,349	345	180	140	3,893	39,054	
50 Southeastern California Conference	142	13	69,502	1,908	368	2,289	58	2,289	437	109	584	110	70,596	
52 Southern California Conference	128	23	42,836	1,214	237	931	18	1,032	258	133	1,079	54	42,680	
Totals	691	92	222,708	5,807	1,011	6,355	1,001	6,499	1,439	729	2,182	4,116	221,917	
SOUTHERN UNION CONFERENCE														
53 Carolina Conference	121	21	20,315	598	125	899	...	712	146	154	99	24	20,802	
54 Florida Conference	194	54	60,388	2,075	416	1,918	21	1,784	403	298	1,030	69	61,234	
55 Georgia-Cumberland Conference	161	35	35,990	926	227	1,740	(28)	1,529	282	134	396	4	36,510	
56 Gulf States Conference	78	14	10,714	374	66	270	19	200	97	48	96	...	11,002	
57 Kentucky-Tennessee Conference	96	7	13,630	364	51	472	36	392	125	68	26	...	13,942	
58 South Atlantic Conference	155	13	42,139	1,340	177	731	...	581	176	61	27	...	43,542	
59 South Central Conference	143	12	28,548	1,634	101	786	...	723	213	22	182	...	29,929	
61 Southeastern Conference	138	17	41,463	1,853	317	362	484	357	104	92	189	6	43,731	
Totals	1,086	173	253,187	9,164	1,480	7,178	532	6,278	1,546	877	2,045	103	260,692	
SOUTHWESTERN UNION CONFERENCE														
62 Arkansas-Louisiana Conference	86	15	11,638	338	92	561	...	468	110	83	3	10	11,955	
63 Oklahoma Conference	71	1	8,256	316	75	262	...	276	74	95	18	5	8,441	
64 Southwest Region Conference	102	20	23,909	716	71	279	...	287	62	173	421	...	24,032	
65 Texas Conference	229	51	47,509	1,901	355	2,117	...	1,918	227	164	570	23	48,980	
67 Texico Conference	68	9	11,357	380	63	266	...	270	69	33	46	37	11,611	
Totals	556	96	102,669	3,651	656	3,485	...	3,219	542	548	1,058	75	105,019	

7	Tithe and Offerings										Per Capita		16	17
	8	9	10	11	12a	12b	13	14a	14b	Basis	16	17		
	Tithe	Tithe Per Capita	World Mission Fund, including Sabbath School	World Mission Fund Per Capita	Other General Conference Funds	Intradivision Funds	Ingaithing Funds	Local Church Funds	Total Tithe and Offerings	Total Tithe and Offerings Per Capita	Membership Basis for Per Capita Calculations June 30, 2010	Sabbath School Membership		
US\$	US\$	US\$	US\$	US\$	US\$	US\$	US\$	US\$	US\$	US\$	US\$	US\$		
NORTH AMERICAN DIVISION (CONT'D)														
8	...	396	218	614	
9	14,094,611	1,377.23	589,346	57.59	58,176	1,477,580	57,092	6,999,112	23,275,917	2,274.37	10,234	...	562,012	
10	11,754,331	1,089.68	596,414	55.29	84,378	1,373,229	101,001	8,684,920	22,594,273	2,094.58	10,787	...	561,990	
11	4,208,792	1,245.57	195,060	57.73	19,896	596,768	42,124	2,288,867	7,351,507	2,175.65	3,379	...	189,298	
12	1,763,772	1,083.40	83,227	51.12	9,862	300,547	32,245	2,016,539	4,206,192	2,583.66	1,628	...	77,249	
13	29,398,787	1,015.36	905,200	31.26	78,496	1,878,724	129	19,985,479	52,246,815	1,804.48	28,954	...	877,523	
14	5,406,598	930.25	162,514	27.96	10,580	613,147	943	3,140,427	9,334,209	1,606.02	5,812	...	158,136	
15	565,145	838.49	21,752	32.27	2,495	78,704	2,115	215,094	885,305	1,313.51	674	...	20,286	
Totals	67,192,036	1,093.12	2,553,909	41.55	263,883	6,318,917	235,649	43,330,438	119,894,832	1,950.52	61,468	...	2,446,494	
COLUMBIA UNION CONFERENCE														
16	17,100	17,100	
17	31,404,731	711.51	386,566	8.76	49,537	1,048,979	15,046	...	32,904,859	745.50	44,138	...	382,584	
18	6,897,331	517.04	75,168	5.63	1,157	(5,622)	3	2,732,013	9,700,050	727.14	13,340	...	74,512	
19	15,927,473	1,180.69	416,525	30.88	139,203	856,527	41,825	...	17,381,553	1,288.48	13,490	...	400,462	
20	2,467,483	1,027.26	84,491	35.18	16,400	323,525	48,237	1,254,089	4,194,225	1,746.14	2,402	...	79,825	
21	11,246,943	862.56	338,493	25.96	78,799	410,678	13,620	5,193,504	17,282,037	1,325.41	13,039	...	329,520	
22	9,492,247	829.16	247,439	21.61	36,288	302,642	6,845	4,937,811	15,023,272	1,312.31	11,448	...	234,292	
23	10,912,288	1,032.19	308,379	29.17	108,638	760,034	19,326	6,380,586	18,489,251	1,748.89	10,512	...	297,051	
24	31,185,226	948.69	496,457	15.10	73,365	1,514,135	28,770	...	33,297,953	1,012.96	32,872	...	482,446	
Totals	119,550,822	846.07	2,353,518	16.66	503,387	5,210,898	173,672	20,498,003	148,290,300	1,049.46	141,301	...	2,280,692	
LAKE UNION CONFERENCE														
25	11,250	...	4,436	15,686	4,436	
26	11,403,552	874.24	292,296	22.41	62,492	659,115	20,910	5,302,368	17,740,733	1,360.07	13,044	...	272,743	
27	8,120,195	1,072.68	258,440	34.14	22,620	355,965	10,483	4,690,135	13,457,838	1,777.79	7,570	...	247,908	
28	11,760,301	402.92	133,163	4.56	10,937	569,707	...	4,546,701	17,020,809	583.14	29,188	...	129,051	
29	31,215,880	1,221.71	1,406,267	55.04	192,417	2,996,041	91,474	15,972,491	51,874,570	2,030.24	25,551	...	1,342,596	

Conference or Mission	Churches, Companies, and Church Membership												
	2a	2b	3	4a	4b	4c	4d	5a	5b	5c	5d	5e	6
	Churches	Companies	Church Membership at Beginning of Year	Members Added				Members Subtracted					Church Membership at End of Year
Baptisms				Professions of Faith	Letters Received	Adjustments	Letters Granted	Deaths	Dropped	Missing	Adjustments		

NORTH AMERICAN DIVISION (CONT'D)

68 NORTH AMERICAN DIVISION	1	...	25	8	...	1	...	6	28
69 Atlantic Union Conference	568	59	104,520	3,850	640	2,271	729	2,573	572	469	1,008	264	107,124
70 Canada, SDA Church in	358	79	62,559	1,740	324	1,835	39	1,565	507	346	276	122	63,681
71 Columbia Union Conference	681	100	136,193	3,745	600	3,365	631	3,284	785	651	1,052	3,484	135,278
72 Lake Union Conference	503	64	83,248	2,015	255	1,758	67	1,947	593	383	120	38	84,262
73 Mid-America Union Conference	452	60	64,573	1,767	302	1,892	27	1,803	524	289	156	16	65,773
74 North Pacific Union Conference	437	69	97,133	2,201	288	1,129	81	1,035	925	226	315	66	98,265
75 Pacific Union Conference	691	92	222,708	5,807	1,011	6,355	1,001	6,499	1,439	729	2,182	4,116	221,917
76 Southern Union Conference	1,086	173	253,187	9,164	1,480	7,178	532	6,278	1,546	877	2,045	103	260,692
77 Southwestern Union Conference	556	96	102,669	3,651	656	3,485	...	3,219	542	548	1,058	75	105,019
DIVISION TOTALS	5,333	792	1,126,815	33,948	5,556	29,269	3,107	28,209	7,433	4,518	8,212	8,284	1,142,039

NORTHERN ASIA-PACIFIC DIVISION

1 CHINESE UNION MISSION
2 China	1,193	3,072	393,280	11,556	444	498	...	834	...	403,948 +
3 Hong Kong-Macao Conference	20	2	4,771	79	28	62	4	54	24	...	1	6	4,859 +
4 Taiwan Conference	54	30	6,059	163	8	10	22	3	59	4	21	...	6,175
Totals	1,267	3,104	404,110	11,798	480	72	26	57	581	4	856	6	414,982
5 JAPAN UNION CONFERENCE
6 East Japan Conference	55	21	8,039	83	23	239	...	214	97	7	8,066
7 Okinawa Mission	15	5	2,130	28	5	81	1	79	27	...	23	2	2,114
8 West Japan Conference	37	17	5,118	92	6	104	...	132	59	3	4	...	5,122
Totals	107	43	15,287	203	34	424	1	425	183	10	27	2	15,302
9 KOREAN UNION CONFERENCE
10 East Central Korean Conference	165	47	70,746	1,733	...	18	...	1	72,496 +
11 Midwest Korean Conference	136	26	26,650	742	49	68	...	62	27	5	27,415 +
12 North Korean Mission*	26	...	866	866 +
13 Southeast Korean Conference	121	46	29,578	756	...	10	...	15	30,329 +
14 Southwest Korean Conference	90	36	19,346	566	...	5	...	10	9	19,898 +
15 West Central Korean Conference	169	30	73,419	1,816	...	31	...	2	1	75,263 +
16 KUC Jeju Attached Field	7	3	1,263	56	1,319 +
Totals	714	188	221,868	5,669	49	132	...	90	37	5	227,586
*As last reported in 1959.													
17 ATTACHED FIELD
18 Mongolia Mission Field	4	6	1,651	109	1,760 +
19 NORTHERN ASIA-PACIFIC DIVISION
20 Chinese Union Mission	1,267	3,104	404,110	11,798	480	72	26	57	581	4	856	6	414,982
21 Japan Union Conference	107	43	15,287	203	34	424	1	425	183	10	27	2	15,302
22 Korean Union Conference	714	188	221,868	5,669	49	132	...	90	37	5	227,586
23 Attached Field	4	6	1,651	109	1,760
DIVISION TOTALS	2,092	3,341	642,916	17,779	563	628	27	572	801	19	883	8	659,630

SOUTH AMERICAN DIVISION

1 ARGENTINA UNION CONFERENCE
2 Buenos Aires Conference	154	68	29,415	1,913	92	931	5	921	180	808	255	26	30,166
3 Central Argentine Conference	148	138	28,614	1,729	37	824	8	705	148	448	91	25	29,795
4 North Argentine Conference	105	110	27,065	1,679	37	607	2	632	121	657	147	27	27,806
5 Northwest Argentine Mission	47	40	12,801	791	12	432	7	520	37	195	10	15	13,266
6 South Argentine Conference	80	56	11,368	776	16	320	1	288	79	196	42	2	11,874
Totals	534	412	109,263	6,888	194	3,114	23	3,066	565	2,304	545	95	112,907
7 BOLIVIA UNION MISSION
8 Central Bolivia Mission	70	142	17,925	2,905	17	1,803	845	1,775	24	20	1,112	38	20,526
9 East Bolivia Mission	75	120	17,187	3,201	23	693	493	657	54	252	858	482	19,294
10 West Bolivia Mission	176	380	36,472	4,472	98	199	56	206	47	330	531	6	40,177
Totals	321	642	71,584	10,578	138	2,695	1,394	2,638	125	602	2,501	526	79,997
11 CENTRAL BRAZIL UNION CONFERENCE
12 Central Sao Paulo Conference	134	75	26,258	1,760	55	960	...	34	894	125	624	69	27,291
13 East Sao Paulo Conference	127	101	30,227	2,317	104	1,974	36	2,001	167	884	406	61	31,139
14 Sao Paulo Conference	154	107	33,488	2,471	81	1,644	25	1,547	235	1,210	261	36	34,420
15 Sao Paulo Valley Conference	142	110	26,976	1,870	56	1,004	19	1,005	144	642	23	98	28,013
16 South Sao Paulo Conference	162	93	47,438	3,433	146	1,902	39	1,974	213	1,149	185	73	49,364
17 Southwest Sao Paulo Conference	124	110	23,326	1,728	54	1,097	9	1,015	146	605	27	39	24,382
18 West Sao Paulo Conference	165	125	25,943	1,944	28	1,149	17	1,035	197	751	27	36	27,035
Totals	1,008	721	213,656	15,523	524	9,730	179	9,471	1,227	5,865	998	407	221,644

7	8	9	10	Tithe and Offerings						Per Capita		16	17
				11	12a	12b	13	14a	14b	Basis			
				Other General Conference Funds	Intradivision Funds	Ingaithing Funds	Local Church Funds	Total Tithe and Offerings	Total Tithe and Offerings Per Capita	Membership Basis for Per Capita Calculations June 30, 2010			

NORTH AMERICAN DIVISION (CONT'D)

68	162,999	...	109,443	272,442	...	23	...	20,415		
69	93,542,457	904.27	2,252,799	21.78	218,085	2,452,091	372,883	42,316,016	141,154,331	1,364.54	103,445	...	2,199,162
70	67,192,036	1,093.12	2,553,909	41.55	263,883	6,318,917	235,649	43,330,438	119,894,832	1,950.52	61,468	...	2,446,494
71	119,550,822	846.07	2,353,518	16.66	503,387	5,210,898	173,672	20,498,003	148,290,300	1,049.46	141,301	...	2,280,692
72	69,054,377	835.46	2,366,207	28.63	332,897	5,302,356	129,274	33,602,993	110,788,104	1,340.38	82,654	...	2,257,533
73	52,268,611	816.26	1,459,603	22.79	322,745	3,131,311	51,584	32,373,308	86,789,162	1,355.36	64,034	...	1,375,977
74	87,207,842	902.60	2,454,281	25.40	563,397	3,961,012	38,459	19,186,939	113,411,930	1,173.81	96,619	...	2,200,872
75	164,479,905	743.21	3,952,284	17.86	1,024,678	940,766	59,723	112,584,599	283,041,955	1,278.93	221,311	...	3,797,967
76	195,366,805	783.49	4,187,565	16.79	680,507	991,571	240,611	104,345,667	305,812,726	1,226.42	249,355	...	3,844,842
77	74,313,351	738.36	1,703,140	16.92	399,936	1,416,507	119,093	38,976,362	116,928,389	1,161.78	100,646	...	1,619,107
923,139,205	823.60	23,392,749	20.87	4,309,515	26,907,429	1,420,948	447,214,325	1,426,384,171	1,272.58	1,120,856	...	22,043,061	

Note—Sabbath school membership figures were not reported.

NORTHERN ASIA-PACIFIC DIVISION

1	5,878	5,878	
2	382,039	403,948	...
3	2,498,127	531.18	134,876	28.68	15,188	5,495	...	437,524	3,091,210	657.28	4,703	1,240	76,424
4	2,350,016	394.23	60,193	10.10	8,754	80,238	...	1,124,931	3,624,132	607.97	5,961	3,680	49,274
4,854,021	12.36	195,069	0.50	23,942	85,733	...	1,562,455	6,721,220	17.12	392,703	408,868	125,698	
5	71,949	...	146	...	447	351,463	390	...	424,395	93
6	8,493,504	1,052.87	374,062	46.37	87,346	829,087	137,841	4,865,782	14,787,622	1,833.10	8,067	5,867	163,078
7	1,517,631	695.84	57,931	26.56	15,915	164,606	39,957	837,026	2,633,066	1,207.27	2,181	921	25,586
8	4,408,299	860.49	212,591	41.50	51,351	504,900	102,250	2,161,533	7,440,924	1,452.45	5,123	4,483	98,049
14,491,383	942.77	644,730	41.94	155,059	1,850,056	280,438	7,864,341	25,286,007	1,645.05	15,371	11,271	286,806	
9	1,197	30,194	...	31,391	1,188
10	17,067,452	245.02	747,545	10.73	70,359	508,279	63,757	7,756,172	26,213,564	376.32	69,657	36,437	412,477
11	17,009,987	649.53	858,622	32.79	104,008	241,780	105,127	2,773,684	21,093,208	805.45	26,188	20,792	548,593
12	866	866	...
13	7,061,870	242.12	280,826	9.63	25,976	234,393	33,031	3,474,988	11,111,084	380.95	29,167	11,628	154,646
14	7,379,701	389.14	387,558	20.44	46,367	261,976	8,313	1,436,443	9,520,358	502.02	18,9		

Conference or Mission	Churches, Companies, and Church Membership											Church Membership at End of Year		
	2a	2b	3	4a	4b	4c	4d	5a	5b	5c	5d		5e	6
	Churches	Companies	Church Membership at Beginning of Year	Members Added				Members Subtracted					Church Membership at End of Year	
Baptisms				Professions of Faith	Letters Received	Adjustments	Letters Granted	Deaths	Dropped	Missing	Adjustments			
SOUTH AMERICAN DIVISION (CONT'D)														
19 CHILE UNION MISSION	
20 Central Chile Mission	61	46	7,754	583	37	295	1	309	80	503	443	28	7,307	
21 Central South Chile Conference	104	46	42,213	1,294	166	763	5	18,690	259	552	2,788	93	22,059	
22 Metropolitan Chile Conference	160	45	34,566	1,812	110	726	24	808	218	598	1,986	448	32,980	
23 North Chile Mission	73	40	14,317	1,044	115	744	1	745	66	305	982	158	13,965	
24 Pacific Chile Mission	90	52	14,226	731	51	388	4	376	147	905	1,609	16	12,347	
25 South Austral Chile Mission	144	96	8,472	1,342	90	18,013	874	1,046	333	1,101	1,749	198	24,364	
Totals	632	325	121,548	6,606	569	20,929	909	21,974	1,103	3,964	9,557	941	113,022	
EAST BRAZIL UNION CONFERENCE														
26 EAST BRAZIL UNION CONFERENCE	
27 Central Minas Conference	191	261	33,611	3,774	117	1,204	28	1,186	187	1,458	753	66	35,084	
28 East Minas Conference	112	124	15,293	1,014	51	567	20	653	178	1,409	259	31	14,415	
29 Espirito Santo Conference	159	105	22,352	1,920	88	778	11	756	114	924	140	36	23,179	
30 Rio de Janeiro Conference	89	50	14,108	995	28	547	24	598	135	510	74	37	14,348	
31 Rio Fluminense Conference	93	116	16,508	1,131	9	619	7	537	145	464	76	6	17,046	
32 South Espirito Santo Conference	166	91	19,665	2,250	54	995	34	959	138	784	111	90	20,916	
33 South Minas Conference	104	164	17,035	1,240	34	361	1	361	58	447	65	10	17,730	
34 South Rio Conference	180	99	22,791	1,702	50	880	9	898	168	715	185	43	23,423	
Totals	1,094	1,010	161,363	14,026	431	5,951	134	5,948	1,123	6,711	1,663	319	166,141	
ECUADOR UNION MISSION														
35 ECUADOR UNION MISSION	
36 North Ecuador Mission	109	177	20,456	3,540	33	650	29	659	11	197	26	255	23,560	
37 South Ecuador Mission	93	203	20,486	3,146	48	359	15	365	14	237	75	27	23,336	
Totals	202	380	40,942	6,686	81	1,009	44	1,024	25	434	101	282	46,896	
NORTH BRAZIL UNION MISSION														
38 NORTH BRAZIL UNION MISSION	
39 Lower Amazon Conference	316	279	41,945	6,065	224	1,152	24	1,153	99	1,568	196	96	46,298	
40 Maranhao Conference	385	321	52,091	10,718	220	2,000	155	2,026	245	8,286	592	282	53,753	
41 South Maranhao Mission	195	187	29,347	5,234	52	842	11	931	131	3,257	568	18	30,581	
42 South Para Conference	230	177	29,883	7,435	224	1,508	81	1,538	84	4,150	134	38	33,187	
43 West Para Mission	134	133	18,571	3,951	138	771	5	763	62	1,628	468	32	20,483	
Totals	1,260	1,097	171,837	33,403	858	6,273	276	6,411	621	18,889	1,958	466	184,302	
NORTH PERU UNION MISSION														
44 NORTH PERU UNION MISSION	
45 East Central Peru Conference	112	137	74,454	3,034	93	2,470	398	43,386	524	6,763	9,049	2,081	18,646	
46 North Pacific Conference	282	553	67,393	6,026	29	4,071	440	4,112	1,279	12,062	6,522	1,234	52,750	
47 North Peru Mission	261	477	68,157	6,490	120	2,212	859	2,302	1,421	16,557	15,358	549	41,651	
48 Northeast Peru Mission	224	332	42,261	4,130	170	2,626	822	2,727	459	11,530	2,724	389	32,180	
49 West Central Peru Mission	176	177	...	2,854	193	42,580	356	1,753	1,019	11,281	5,920	1,396	24,614	
Totals	1,055	1,676	252,265	22,534	605	53,959	2,875	54,280	4,702	58,193	39,573	5,649	169,841	
NORTHEAST BRAZIL UNION MISSION														
50 NORTHEAST BRAZIL UNION MISSION	
51 Alagoas Mission	99	128	...	3,081	65	21,534	8	464	47	810	...	20	23,347	
52 Bahia Conference	183	200	35,886	3,779	41	1,411	17	1,466	176	1,741	160	50	37,541	
53 Central Bahia Conference	235	482	45,757	4,555	48	2,006	33	1,521	179	2,509	64	416	47,710	
54 Central Pernambuco Mission	129	232	27,909	3,667	43	1,085	20	1,074	63	1,252	284	12	30,039	
55 North Coast Conference	214	363	56,012	7,856	172	2,288	74	2,335	126	4,300	6	102	59,533	
56 Northeast Brazil Mission	154	211	36,915	4,511	67	1,172	29	1,192	67	2,662	389	92	38,292	
57 Pernambuco Conference	138	154	26,173	2,632	47	1,087	50	1,365	160	1,114	609	60	26,681	
58 Sergipe Mission	96	103	39,807	2,373	41	681	25	21,549	58	1,147	599	44	19,530	
59 South Bahia Conference	163	259	38,401	3,845	70	1,280	17	1,426	185	1,850	254	47	39,851	
60 Southwest Bahia Mission	138	205	23,101	2,168	46	996	5	1,036	96	1,125	197	45	23,817	
Totals	1,549	2,337	329,961	38,467	640	33,540	278	33,428	1,157	18,510	2,562	888	346,341	
NORTHWEST BRAZIL UNION MISSION														
61 NORTHWEST BRAZIL UNION MISSION	
62 Amazonas-Roraima Conference	286	246	47,096	8,042	171	2,636	120	3,422	118	5,485	1,413	167	47,460	
63 Central Amazon Conference	176	96	28,401	4,949	81	1,012	162	1,032	90	3,625	294	244	29,320	
64 South Rondonia Conference	117	88	17,242	1,592	46	971	143	1,069	85	794	792	115	17,139	
65 West Amazon Conference	166	138	24,417	3,905	46	1,591	18	729	99	2,187	545	60	26,357	
Totals	745	568	117,156	18,488	344	6,210	443	6,252	392	12,091	3,044	586	120,276	
PARAGUAY UNION OF CHURCHES MISSION														
66 PARAGUAY UNION OF CHURCHES MISSION	60	55	13,012	1,022	46	3,126	48	3,230	83	923	1,134	39	11,845	
SOUTH BRAZIL UNION CONFERENCE														
67 SOUTH BRAZIL UNION CONFERENCE	
68 Central Parana Conference	111	108	22,238	1,852	54	1,343	1	1,333	147	1,300	201	4	22,503	
69 Central Rio Grande do Sul Conference	106	129	24,671	2,346	35	1,087	50	957	215	2,224	87	107	24,599	
70 North Parana Conference	181	191	33,995	2,826	83	1,707	7	1,663	224	1,913	335	14	34,469	
71 Rio Grande do Sul Conference	122	168	26,763	2,178	116	1,274	8	1,310	232	1,401	136	23	27,237	
72 Santa Catarina Conference	204	174	32,507	3,820	38	2,181	37	2,118	221	3,645	1,043	75	31,481	
73 South Parana Conference	107	98	19,084	1,763	40	1,170	47	1,157	155	1,119	1,291	50	18,332	
74 Western Rio Grande do Sul Mission	51	108	10,986	1,169	24	415	9	453	89	643	254	24	11,140	
Totals	882	976	170,244	15,954	390	9,177	159	8,991	1,283	12,245	3,347	297	169,761	
SOUTH PERU UNION MISSION														
75 SOUTH PERU UNION MISSION	
76 Central Andina Mission	146	225	26,069	2,747	101	703	32	707	134	3,223	4,484	19	21,085	
77 East Peru Mission	131	106	20,889	2,946	42	1,241	...	1,241	10	310	23	4	23,530	
78 Lake Titicaca Mission	274	557	36,227	3,397	1,114	724	113	765	190	2,353	621	80	37,566	

7	Tithe and Offerings									Per Capita		16	17	
	8	9	10	11	12a	12b	13	14a	14b	Basis	15			
	Tithe	Tithe Per Capita	World Mission Fund, Including Sabbath School	World Mission Fund Per Capita	Other General Conference Funds	Intradivision Funds	Ingathering Funds	Local Church Funds	Total Tithe and Offerings	Total Tithe and Offerings Per Capita	Membership Basis for Per Capita Calculations June 30, 2010			Sabbath School Membership
US\$	US\$	US\$	US\$	US\$	US\$	US\$	US\$	US\$	US\$	US\$	US\$	US\$		
SOUTH AMERICAN DIVISION (CONT'D)														
19	
20	1,347,715	169.37	69,848	8.78	15,584	...	156	311,454	1,744,757	219.27	7,957	2,992	32,774	
21	4,124,636	99.61	191,988	4.64	50,422	...	1,163	1,150,314	5,518,523	133.27	41,409	6,638	141,566	
22	6,807,501	202.80	358,004	10.67	89,333	...	8,980	1,561,890	8,825,708	262.93	33,567	16,955	260,666	
23	2,479,931	176.78	133,268	9.50	31,720	...	50,725	762,025	3,457,669	246.48	14,028	5,844	101,548	
24	2,514,752	174.20	135,105	9.36	32,036	...	2,431	682,687	3,367,011	233.24	14,436	5,254	103,069	
25	3,296,170	393.01	167,428	19.96	40,846	...	2,876	7,116,337	4,218,957	503.04	8,387	9,621	125,839	
Totals	20,570,705	171.73	1,055,641	8.81	259,941	...	66,331	5,180,007	27,132,625	226.51	119,784	47,304	765,462	
EAST BRAZIL UNION CONFERENCE														
26	
27	12,175,007	367.68	347,582	10.50	9,038	...	411,645	4,004,009	16,952,906	511.97	33,113	39,102	331,546	
28	5,275,313	348.25	176,201	11.63	4,128	...	209,340	4,125	7,373,728	486.78	15,148	24,820	173,853	
29	8,436,969	390.78	268,288	12.43	7,913	...	284,854	2,458	2,069,423	11,069,905	512.73	21,590	28,223	263,314
30	8,351,322	595.29	282,837	20.16	8,018	...	317,838	17,178	2,557,463	822.20	14,029	17,984	277,439	
31	7,219,880	446.89	207,515	12.84	6,135	...	236,514	12,094	1,815,184	9,497,322	587.85	16,156	195,566	
32	7,887,872	402.26	272,914	13.92	6,978	...	307,063	3,652	1,910,690	10,389,169	529.82	19,609	24,761	271,579
33	5,995,520	364.12	184,277	11.19	5,750	...	232,266	5,791	1,793,118	8,216,722	499.01	16,466	22,196	178,793
34	9,979,755	442.09	383,215	16.9										

Conference or Mission	Churches, Companies, and Church Membership												Church Membership at End of Year	
	2a	2b	3	4a	4b	4c	4d	5a	5b	5c	5d	5e		6
	Members Added				Members Subtracted									
1	Churches	Companies	Church Membership at Beginning of Year	Baptisms	Professions of Faith	Letters Received	Adjustments	Letters Granted	Deaths	Dropped	Missing	Adjustments	6	
SOUTH AMERICAN DIVISION (CONT'D)														
SOUTH PERU UNION MISSION (CONT'D)														
79	197	158	46,903	3,288	38	683	349	723	76	425	624	155	49,258	
80	149	138	28,223	2,441	70	431	28	422	37	835	516	34	29,349	
81	95	213	22,555	2,610	141	1,765	...	1,760	1	36	21	9	25,244	
Totals	992	1,397	180,866	17,429	1,506	5,547	522	5,618	448	7,182	6,289	301	186,032	
82	50	27	7,525	207	2	268	1	277	64	164	52	5	7,441	
83 WEST CENTRAL BRAZIL UNION MISSION														
84	104	196	25,334	1,917	65	1,121	27	1,077	272	2,897	99	74	24,045	
85	114	118	22,952	1,857	31	1,437	168	1,371	130	1,462	114	247	23,121	
86	148	171	25,891	2,212	138	1,704	109	1,653	208	1,899	224	227	25,843	
87	124	89	19,611	1,695	43	908	10	902	85	658	300	21	20,301	
88	48	85	9,733	1,211	70	895	37	881	131	1,616	1,221	81	8,016	
Totals	538	659	103,521	8,892	347	6,065	351	5,884	826	8,532	1,958	650	101,326	
89 SOUTH AMERICAN DIVISION														
90	534	412	109,263	6,888	194	3,114	23	3,066	565	2,304	545	95	112,907	
91	321	642	71,584	10,578	138	2,695	1,394	2,638	125	602	2,501	526	79,997	
92	1,008	721	213,656	15,523	524	9,730	179	9,471	1,227	5,865	998	407	221,644	
93	632	325	121,548	6,606	569	20,929	909	21,974	1,103	3,964	9,557	941	113,022	
94	1,094	1,010	161,363	14,026	431	5,948	134	5,948	1,123	6,711	1,663	319	166,141	
95	202	380	40,942	6,686	81	1,009	44	1,024	25	434	101	282	46,896	
96	1,260	1,097	171,837	33,403	858	6,273	276	6,411	621	18,889	1,958	466	184,302	
97	1,055	1,676	252,265	22,534	605	53,959	2,875	54,280	4,702	58,193	39,573	5,649	169,841	
98	1,549	2,337	329,961	38,467	640	33,540	278	33,428	1,157	18,510	2,562	888	346,341	
99	745	568	117,156	18,488	344	6,210	443	6,252	392	12,091	3,044	586	120,276	
100	60	55	13,012	1,022	46	3,126	48	3,230	83	923	1,134	39	11,845	
101	882	976	170,244	15,954	390	9,177	159	8,991	1,283	12,245	3,347	297	169,761	
102	992	1,397	180,866	17,429	1,506	5,547	522	5,618	448	7,182	6,289	301	186,032	
103	50	27	7,525	207	2	268	1	277	64	164	52	5	7,441	
104	538	659	103,521	8,892	347	6,065	351	5,884	826	8,532	1,958	650	101,326	
DIVISION TOTALS	10,922	12,282	2,064,743	216,703	6,675	167,593	7,636	168,492	13,744	156,609	75,282	11,451	2,037,772	
SOUTH PACIFIC DIVISION														
1 AUSTRALIAN UNION CONFERENCE														
2	62	10	8,895	196	20	354	...	356	69	28	2	...	9,010	
3	66	14	10,914	184	11	337	...	284	128	19	3	...	11,012	
4	25	10	2,370	68	14	47	...	64	20	13	2	...	2,400	
5	30	5	2,939	85	10	61	...	55	36	24	22	...	2,958	
6	32	7	2,577	46	19	80	...	63	32	15	25	...	2,587	
7	79	14	11,439	207	60	530	...	485	104	39	3	...	11,605	
8	12	5	1,177	16	4	20	...	31	27	1	1,158	
9	77	11	10,075	187	45	298	...	266	72	15	112	...	10,140	
10	38	22	5,724	159	28	247	...	211	56	20	5,871	
Totals	421	98	56,110	1,148	211	1,974	...	1,815	544	174	169	...	56,741	
11 NEW ZEALAND PACIFIC UNION CONFERENCE														
12	14	2	862	27	13	876 +	
13	37	17	4,205	272	12	118	...	118	16	53	10	...	4,410 +	
14	6	4	750	21	1	2	768 +	
15	59	32	9,444	454	103	161	...	148	96	8	62	...	9,848	
16	18	5	2,030	65	1	145	...	137	25	3	1	...	2,075	
Totals	135	60	17,309	839	117	426	...	403	151	66	73	...	17,998	
<i>Note—Statistics for Pitcairn Island Attached Church are included on the New Zealand Pacific Union row.</i>														
17 PAPUA NEW GUINEA UNION MISSION														
18	38	102	5,860	245	...	10	...	2	7	...	113	...	5,993 +	
19	108	116	25,150	1,564	845	66	...	91	200	434	2,440	...	24,460	
20	209	687	78,998	1,416	1,028	276	...	278	565	600	9,303	...	70,972	
21	60	155	9,625	415	10,040 +	
22	64	313	20,686	896	5	23	...	16	13	22	397	...	21,162 +	
23	109	184	17,376	441	5	7	2	17,813 +	
24	42	118	10,038	462	1	2	...	2	3	12	10,483 +	
25	61	199	10,262	500	29	15	...	7	18	117	102	...	10,562 +	
26	26	72	11,461	11,461 +	
27	187	866	64,010	1,890	103	319	...	186	179	637	510	...	64,810 +	
Totals	904	2,812	253,466	7,829	2,016	711	...	582	992	1,815	12,877	...	247,756	
28 TRANS PACIFIC UNION MISSION														
29	151	109	27,327	1,247	20	61	...	131	104	193	2,325	282	25,620	
30	14	15	2,225	11	8	2,228 +	
31	40	37	9,989	474	36	84	...	47	34	301	201	...	9,000	
32	184	244	41,559	1,553	5	23	27	43,067 +	
33	12	26	2,605	60	9	11	2,645 +	
34	58	147	17,791	269	174	17	68	18,149 +	
Totals	461	581	100,704	3,683	235	150	...	191	199	591	2,526	282	101,084	
<i>Note—The statistics for Nauru Attached Church, Niue Attached Church, and Tuvalu Attached District are on the Trans Pacific Union row.</i>														

Tithe and Offerings												Per Capita	
7	8	9	10	11	12a	12b	13	14a	14b	Basis	16	17	
Tithe	Tithe Per Capita	World Mission Fund, Including Sabbath School	World Mission Fund Per Capita	Other General Conference Funds	Intradivision Funds	Ingatherings Funds	Local Church Funds	Total Tithe and Offerings	Total Tithe and Offerings Per Capita	Membership Basis for Per Capita Calculations June 30, 2010	Sabbath School Membership	Sabbath School Mission Offerings	
US\$	US\$	US\$	US\$	US\$	US\$	US\$	US\$	US\$	US\$	US\$	US\$	US\$	
SOUTH AMERICAN DIVISION (CONT'D)													
79	3,844,883	83.52	131,009	2.85	41,725	41,671	7,879	418,480	4,485,647	97.44	46,037	48,571	128,997
80	2,200,679	81.03	72,541	2.67	24,761	47,777	5,799	308,520	2,660,077	97.94	27,159	29,600	72,541
81	1,151,844	55.74	37,443	1.81	8,105	22,803	308	134,947	1,355,450	65.60	20,663	18,026	37,412
Totals	11,532,361	65.15	370,056	2.09	120,095	161,950	14,093	1,427,439	13,625,994	76.98	177,007	177,500	367,327
82	1,782,338	243.26	1,782,338	243.26	7,327	1,532
83													
84	9,641,733	396.49	272,835	11.22	27,256	53,929	16,994	2,853,745	12,866,492	529.09	24,318	29,167	266,959
85	14,003,495	634.19	271,187	12.28	30,540	54,596	66	6,076,801	20,436,685	925.53	22,081	19,715	259,716
86	11,680,408	456.62	366,941	14.34	36,917	74,081	191	3,426,064	15,584,602	609.25	25,580	23,340	353,066
87	8,578,167	447.15	269,072	14.03	25,632	50,709	2,642	2,096,694	11,022,916	574.59	19,184	8,667	259,558
88	2,939,507	258.08	96,511	8.47	9,104	19,349	8	1,100,615	4,165,094	365.68	11,390	9,100	93,955
Totals	46,843,310	456.77	1,276,546	12.45	129,449	252,664	19,901	15,553,919	64,075,789	624.81	102,553	89,989	1,233,254
89													
90	24,787,059	234.10	517,955	4.89	42,290	60,420	2,079	6,534,789	31,944,592	301.70	105,882	43,065	504,496
91	5,733,640	75.89	224,791	2.98	46,999	68,809	...	697,313	6,771,552	89.63	75,549	66,488	224,757
92	104,519,521	502.76	3,170,525	15.25	160,794	3,861,710	345,045	29,223,459	141,281,054	679.59	207,892	243,030	2,954,822
93	20,570,705	171.73	1,055,641	8.81	259,941	...	66,331	5,180,007	27,132,625	226.51	119,784	47,304	765,462
94	65,321,638	411.64	2,122,829	13.38	57,577	2,393,326	92,665	19,074,589	89,062,624	561.25	158,685	207,907	2,067,662
95	4,472,730	117.81	220,534	5.81	10,586	44,648	5,260	1,610,184	6,363,942	167.62	37,967	25,298	208,397
96	36,735,204	219.96	769,356	4.61	83,275	155,089	1,021	10,357,348	48,101,293	288.02	167,008	169,871	753,087
97	13,185,764	51.68	389,875	1.53	18,851	11,554	...	1,734,522	15,340,566	60.12	255,149	141,535	313,188
98	68,392,516	212.25	2,990,340	9.28	30,474	2,614,898	4,328	28,202,988	102,235,544	317.28	322,224	400,657	2,749,973
99	31,131,032	267.96	1,036,123	8.92	78,919	97,391	24,694	9,890,860	42,259,019	363.74	116,180	107,716	1,019,953
100	1,984,232	139.42	68,789	4.83	...	85,071	3,772	539,173	2,681,037	188.38	14,232	3,229	68,471
101	74,555,98												

Conference or Mission 1	Churches, Companies, and Church Membership											6	
	2a	2b	3	4a	4b	4c	4d	5a	5b	5c	5d		5e
	Churches	Companies	Church Membership at Beginning of Year	Members Added				Members Subtracted					Church Membership at End of Year
Conference or Mission			Baptisms	Professions of Faith	Letters Received	Adjustments	Letters Granted	Deaths	Dropped	Missing	Adjustments		
SOUTH PACIFIC DIVISION (CONT'D)													
35 SOUTH PACIFIC DIVISION	
36 Australian Union Conference	421	98	56,110	1,148	211	1,974	...	1,815	544	174	169	...	56,741
37 New Zealand Pacific Union Conference	135	60	17,309	839	117	426	...	403	151	66	73	...	17,998
38 Papua New Guinea Union Mission	904	2,812	253,466	7,829	2,016	711	...	582	992	1,815	12,877	...	247,756
39 Trans Pacific Union Mission	461	581	100,704	3,683	235	150	101	191	199	591	2,526	282	101,084
DIVISION TOTALS	1,921	3,551	427,589	13,499	2,579	3,261	101	2,991	1,886	2,646	15,645	282	423,579
SOUTHERN AFRICA-INDIAN OCEAN DIVISION													
1 BOTSWANA UNION MISSION	
2 North Botswana Conference	58	66	15,325	1,326	4	85	75	81	35	23	42	...	16,634 +
3 South Botswana Conference	44	33	15,527	899	5	65	...	72	4	2	...	225	16,193 +
Totals	102	99	30,852	2,225	9	150	75	153	39	25	42	225	32,827
4 INDIAN OCEAN UNION MISSION	
5 Antiranana Mission	151	242	28,069	2,539	7	61	255	74	31	105	76	281	30,364 +
6 Central Malagasy Conference	370	409	54,971	3,013	78	121	...	88	20	42	81	2,086	55,866 +
7 Mahajanga Mission	105	209	20,514	5,382	14	30	1,080	42	11	10	34	993	25,930 +
8 Mauritius Conference	33	5	4,568	171	2	51	11	38	20	19	15	31	4,680 +
9 Reunion Conference	18	2	1,443	37	...	21	2	16	11	9	1,467 +
10 Seychelles Mission	5	4	693	48	21	11	2	12	1	6	...	9	747 +
11 South Malagasy Mission	123	231	18,612	2,340	5	15	...	65	11	157	186	113	20,440 +
Totals	805	1,102	128,870	13,530	127	310	1,350	335	105	348	392	3,513	139,494
12 MALAWI UNION MISSION	
13 Central Malawi Conference	227	414	55,952	7,802	240	1,062	197	1,502	297	1,323	1,204	661	60,266
14 North Malawi Field	122	363	50,404	6,842	63	234	...	240	162	253	76	2	56,810
15 South Malawi Field	963	758	246,626	21,937	129	1,479	...	1,395	1,207	1,799	982	80	264,708
Totals	1,312	1,535	352,982	36,581	432	2,775	197	3,137	1,666	3,375	2,262	743	381,784
16 MOZAMBIQUE UNION MISSION	
17 Central Mission	101	758	43,278	5,584	...	4	...	87	42	78	47	...	48,612 +
18 North Mission	815	670	196,811	10,632	73	25	...	10	198	284	207,049 +
19 North-East Mission	30	95	8,292	1,740	28	40	179	184	...	9,601 +
20 South Mission	50	72	18,458	1,073	22	18	26	19,545 +
Totals	996	1,595	266,839	19,029	95	47	...	125	306	541	231	...	284,807
21 NORTH-EASTERN ANGOLA UNION MISSION	
22 East Association Mission	150	215	67,324	4,463	22	51	4,303	86	108	271	1,674	...	74,024 +
23 North Association Mission	287	253	103,006	7,612	79	74	...	36	206	523	1	...	110,005 +
Totals	437	468	170,330	12,075	101	125	4,303	122	314	794	1,675	...	184,029
24 SOUTHERN AFRICA UNION CONFERENCE	
25 Cape Conference	436	149	35,589	2,401	19	126	...	34	24	6	1	...	38,070 +
26 KwaZulu Natal-Free State Conference	139	84	14,627	862	24	189	...	92	49	8	7	...	15,546 +
27 Lesotho Conference	38	24	7,034	207	...	21	12	47	31	3	14	...	7,179 +
28 Namibia Field	81	38	17,875	373	48	75	...	138	68	165	122	356	17,522
29 Swaziland Conference	21	32	5,797	228	1	22	25	27	11	77	...	639	6,319
30 Trans-Orange Conference	266	53	30,225	2,557	133	630	...	414	140	871	225	...	31,895
31 Transvaal Conference	102	22	15,028	619	33	670	3	144	106	11	28	...	16,064
Totals	1,083	402	126,175	7,247	258	1,733	40	896	429	1,141	397	995	131,595
32 SOUTH-WESTERN ANGOLA UNION MISSION	
33 Central Association Mission	435	817	157,343	7,460	38	742	...	795	199	928	312	5,325	158,024 +
34 South Association Mission	197	264	63,721	3,748	...	23	...	22	40	239	...	107	67,084 +
Totals	632	1,081	221,064	11,208	38	765	...	817	239	1,167	312	5,432	225,108
35 ZAMBIA UNION CONFERENCE	
36 Central Zambia Conference	618	651	224,040	22,495	79	4,433	...	4,537	623	2,119	93	...	243,675 +
37 Copperbelt Zambia Field	428	515	118,290	9,891	141	1,613	...	1,968	385	450	127,132 +
38 East Zambia Field	103	204	17,512	1,922	3	166	155	243	68	271	227	60	18,889 +
39 Luapula Zambia Field	213	439	69,972	4,096	25	296	...	644	265	171	200	...	73,109 +
40 North Zambia Field	188	367	46,376	4,636	6	717	10	828	83	132	112	...	50,590 +
41 South Zambia Conference	392	1,122	194,821	16,312	79	2,701	...	4,258	476	705	208,474 +
42 West Zambia Field	111	348	47,748	3,590	2	151	36	176	59	232	51,060 +
Totals	2,053	3,646	718,759	62,942	335	10,077	201	12,654	1,959	4,080	632	60	772,929
43 ZIMBABWE UNION CONFERENCE	
44 Central Zimbabwe Conference	539	958	222,917	16,235	130	1,627	1,046	2,438	454	1,201	1,846	...	236,016 +
45 East Zimbabwe Conference	533	761	247,945	16,693	323	1,246	...	1,709	365	797	3,443	...	259,893 +
46 West Zimbabwe Conference	266	747	192,751	12,645	31	1,149	...	1,179	243	255	29	...	204,870 +
Totals	1,338	2,466	663,613	45,573	484	4,022	1,046	5,326	1,062	2,253	5,318	...	700,779
47 ATTACHED FIELD	
48 Sao Tome and Principe Mission	9	37	3,728	343	4	...	36	...	7	45	9	...	4,050 +

7	Tithe and Offerings								Per Capita Basis	16	17		
	8	9	10	11	12a	12b	13	14a				14b	
	Tithe	Tithe Per Capita	World Mission Fund, Including Sabbath School	World Mission Fund Per Capita	Other General Conference Funds	Intradivision Funds	Ingalthering Funds	Local Church Funds				Total Tithe and Offerings	Total Tithe and Offerings Per Capita
SOUTH PACIFIC DIVISION (CONT'D)													
35	479,136	2,914	...	482,050	
36	68,708,381	1,241.01	4,606,010	83.19	1,375,275	2,918,289	1,054,739	17,508,945	96,171,639	1,737.05	55,365	30,905	4,173,406
37	13,677,723	800.01	710,603	41.56	275,667	374,459	...	6,418,501	21,456,953	1,255.01	17,097	12,113	651,577
38	13,196,628	52.81	996,751	3.99	47,220	647,580	...	2,041,223	16,929,402	67.75	249,896	324,430	819,696
39	6,125,424	61.17	327,866	3.27	17,903	240,361	...	743,762	7,455,316	74.45	100,143	96,539	310,772
Totals	102,187,292	241.86	6,641,230	15.72	1,716,065	4,180,689	1,057,653	26,712,431	142,495,360	337.27	422,501	463,987	5,955,451
SOUTHERN AFRICA-INDIAN OCEAN DIVISION													
1	707	707	
2	885,327	59.60	33,550	2.26	...	47,652	...	79,420	1,045,949	70.41	14,855	18,147	31,610
3	2,058,928	135.68	63,874	4.21	...	93,283	...	155,472	2,371,557	156.28	15,175	17,462	62,097
Totals	2,944,962	98.07	97,424	3.24	...	140,935	...	234,892	3,418,213	113.83	30,030	35,609	93,707
4	173,755	173,755	
5	310,157	11.57	23,808	0.89	...	35,712	...	59,520	429,197	16.01	26,806	54,072	23,808
6	1,251,303	23.41	14,862	0.28	...	22,293	...	37,155	1,325,613	24.81	53,441	156,735	14,862
7	257,898	13.40	13,992	0.73	...	20,987	...	34,979	327,856	17.04	19,245	43,451	13,992
8	917,872	201.51	44,325	9.73	...	66,487	...	110,812	1,139,496	250.16	4,555	6,300	44,325
9	1,112,813	773.32	46,925	32.61	...	70,391	...	117,319					

Conference or Mission	Churches, Companies, and Church Membership												Church Membership at End of Year																								
	2a	2b	3	Members Added				Members Subtracted				6																									
				4a	4b	4c	4d	5a	5b	5c	5d			5e																							
Conference or Mission												Church Membership at End of Year																									
												Baptisms	Professions of Faith	Letters Received	Adjustments	Letters Granted	Deaths	Dropped	Missing	Adjustments																	
SOUTHERN AFRICA-INDIAN OCEAN DIVISION (CONT'D)																																					
49	SOUTHERN AFRICA-INDIAN OCEAN DIVISION																																				
50	102	99	30,852	2,225	9	150	75	153	39	25	42	225	32,827																								
51	805	1,102	128,870	13,530	127	310	1,350	335	105	348	392	3,513	139,494																								
52	1,312	1,535	352,982	36,581	432	2,775	197	3,137	1,666	3,375	2,262	743	381,784																								
53	996	1,595	266,839	19,029	95	47		125	306	541	231		284,807																								
54	437	468	170,330	12,075	101	125	4,303	122	314	794	1,675		184,029																								
55	1,083	402	126,175	7,247	258	1,733	40	896	429	1,141	397	995	131,595																								
56	632	1,081	221,064	11,208	38	765		817	239	1,167	312	5,432	225,108																								
57	2,053	3,646	718,759	62,942	335	10,077	201	12,654	1,959	4,080	632	60	772,929																								
58	1,338	2,466	663,613	45,573	484	4,022	1,046	5,326	1,062	2,253	5,318		700,779																								
59	9	37	3,728	343	4			36		7	45	9	4,050																								
DIVISION TOTALS													8,767	12,431	2,683,212	210,753	1,883	20,004	7,248	23,565	6,126	13,769	11,270	10,968	2,857,402												

SOUTHERN ASIA DIVISION

SOUTHERN ASIA DIVISION																																							
1	EAST-CENTRAL INDIA UNION SECTION																																						
2	227	47	63,703	8,590									72,173 +																										
3	13	58	5,976	964									6,934 +																										
4	322	260	160,692	13,284									173,962 +																										
5	21	54	5,377	536									5,895 +																										
6	218	42	58,620	6,048									64,668 +																										
7	121	90	46,207	1,247					54	126			47,274 +																										
8	129	165	59,813	3,484					13				63,284 +																										
9	178	243	43,987	555					5				44,537 +																										
10	322	188	110,968	11,186					18				122,136 +																										
11	227	48	74,199	2,918					77	270	70		76,700 +																										
12	311	320	135,626	7,563					49				143,140 +																										
13	8	30	8,244	257					46	18	10		8,427 +																										
14	272	150	123,998	2,081					10				126,069 +																										
Totals													2,369	1,695	897,410	58,713					430	414	80		955,199														
NORTHEAST INDIA UNION SECTION																																							
15	NORTHEAST INDIA UNION SECTION																																						
16	1	14	424	22									446 +																										
17	16	56	4,849	123					3				4,969 +																										
18	36	76	10,695	734					12	1			11,416 +																										
19	24	62	6,075	289					26	30		2,853	3,455 +																										
20	40	55	8,705	193					18				8,880 +																										
21	66	44	15,161	1,343					13	43	8		16,440 +																										
22	3	5	784	36					7				813 +																										
Totals													186	312	46,693	2,740					79	74	8	2,853	46,419														
NORTHERN INDIA UNION SECTION																																							
23	NORTHERN INDIA UNION SECTION																																						
24	3	135	4,803	1,060					16	37	124	103	5,583 +																										
25	9	52	6,878	341					23	28	191		6,977 +																										
26	6	29	2,435	146									2,581 +																										
27	14	81	7,651	468					6				8,113 +																										
28	32	180	31,062	7,311					7				38,370 +																										
29	16	137	9,144	857					5		50		9,946 +																										
30	47	109	16,431	1,037					2	4		87	17,375 +																										
31	48	40	13,527	301									13,828 +																										
32	43	243	24,995	2,972					68				27,899 +																										
33	92	152	41,851	1,764							99		43,516 +																										
34	43	216	24,986	1,104					11			140	25,774 +																										
35	52	101	12,838	201					3				13,036 +																										
36	11	223	22,783	1,169					28		195		23,729 +																										
Totals													416	1,698	219,384	18,731					4	2	171	164	787	268	236,727												
SOUTH-CENTRAL INDIA UNION SECTION																																							
37	SOUTH-CENTRAL INDIA UNION SECTION																																						
38	49	26	13,236	447					17				13,666 +																										
39	58	85	21,196	246									21,442 +																										
40	27	68	10,553	268									10,821 +																										
41	76	57	18,960	597					16				19,541 +																										
42	11	28	6,335	132					34				6,433 +																										
43	27	18	3,814	77					3				3,888 +																										
Totals													248	282	74,094	1,767					70				75,791														
SOUTHEAST INDIA UNION SECTION																																							
44	SOUTHEAST INDIA UNION SECTION																																						
45	39	43	12,750	1,145					58	16		4	13,817 +																										
46	21	15	2,608	540					7			4	3,137 +																										
47	17	18		53			3,210		4				3,259 +																										
48	51	62	8,327	345					6		65	25	8,576 +																										
49	8	38	1,853	80			58		5	3	2		1,981 +																										
50	84	302	33,635	400				7,111	11			2	26,911 +																										
51	3	14	908	94									1,002 +																										
52	16	75	16,078	33				16	3	35	1,095	1,300	13,074 +																										
53	118	121	34,783	560				5		38	25	58	35,189 +																										
54	27	44	6,365	285					9	196	152	357	5,936 +																										

7	Tithe and Offerings								Per Capita		16	17																									
	8	9	10	11	12a	12b	13	14a	14b	Basis																											
										Member Basis for Per Capita Calculations June 30, 2010			Sabbath School Membership	Sabbath School Mission Offerings																							
Conference or Mission												Church Membership at End of Year																									
												US\$	US\$	US\$	US\$	US\$	US\$	US\$	US\$	US\$	US\$																
SOUTHERN AFRICA-INDIAN OCEAN DIVISION (CONT'D)																																					
49	SOUTHERN AFRICA-INDIAN OCEAN DIVISION																																				
50	40,403	98.07	97,424	3.24		140,935		234,892	3,418,213	113.83	30,030	35,609	93,707																								
51	2,944,962	36.21	161,024	1.30		241,538		402,566	5,307,426	42.69	124,323	290,267	161,024																								
52	4,616,951	13.64	217,904	0.64		326,856		544,761	5,706,472	16.86	338,552	480,575	217,904																								
53	624,378	2.44	21,772	0.09		32,659		54,429	733,238	2.87	255,452	388,790	21,772																								
54	5,668,754	34.82	121,460	0.75		182,190		307,325	6,279,729	38.58	162,780	469,815	121,460																								
55	33,024,188	270.18	695,251	5.69	4,570	1,042,877		1,738,128	36,505,014	298.66	122,231	191,428	695,251																								
56	5,701,361	26.46	226,444	1.05		339,666		572,903	6,840,374	31.75	215,476	492,105	226,444																								
57	11,321,292	16.41	905,821	1.31	24,267	207,452			12,458,832	18.06	689,755	861,706	848,428																								
58	10,158,816	15.81	524,189	0.82		786,283		1,310,470	12,779,758	19.89	642,486	2,106,539	524,189																								
59	122,247	46.89				18,987		18,184	159,418	61.15	2,607	6,116																									
DIVISION TOTALS													78,725,650	30.47	2,971,289	1.15	28,837	3,319,443		5,183,658	90,228,877	34.92	2,583,692	5,322,950	2,910,179												
SOUTHERN ASIA DIVISION																																					
1	SOUTHERN ASIA DIVISION																																				
2	30,097	0.49	335	0.01		48		168	30,648	0.50	61,301	58,110	287																								
3	20,135	3.47	597	0.10		85		298	21,115	3.64	5,801	8,000	512																								
4	51,850	0.34	1,235	0.01		176		618	53,879	0.35	153,297	166,000	1,059																								
5	10,034	1.90	22	0.00		3		11	10,070	1.90	5,290	6,000	19	</																							

Conference or Mission 1	Churches, Companies, and Church Membership											6	
	2a Churches	2b Companies	3 Church Membership at Beginning of Year	Members Added				Members Subtracted					
				4a Baptisms	4b Professions of Faith	4c Letters Received	4d Adjustments	5a Letters Granted	5b Deaths	5c Dropped	5d Missing		5e Adjustments
SOUTHERN ASIA DIVISION (CONT'D)													
SOUTHEAST INDIA UNION SECTION (CONT'D)													
55													
56	8	26	2,970	44	600	50			2		4	4	3,654 +
57	24	26		18		3,901							3,919 +
Totals	5	27	2,367	252									2,619 +
Totals	421	811	122,644	3,849	600	7,219	21	7,172	133	1,319	1,581	1,054	123,074
SOUTHWEST INDIA UNION SECTION													
58													
59	25	11	1,706	33	16				3				1,752 +
60	21	34	4,325	169					6				4,488 +
61	7	16	1,408	29					2				1,435 +
62	42	29	7,341	55	11	2		2	19		6		7,382 +
63	125	48	20,405	210	6				4				20,617 +
Totals	220	138	35,185	496	33	2		2	34		6		35,674
WESTERN INDIA UNION SECTION													
64													
65	32	25	19,775	871					22				20,624 +
66	42	146	28,048	1,380					2				29,426 +
67	17	54	10,503	279									10,782 +
68	102	70	42,367	1,222	110				6				43,693 +
69	4	60	5,398	427									5,825 +
70	3	28	640	568					3		3		1,202 +
71	33	55	12,144	405					30		18	1	12,500 +
72	9	55	10,359	488					6		2		10,839 +
Totals	242	493	129,234	5,640	110				69		23	1	134,891
ATTACHED FIELDS													
73													
74	1	4	226	23									249 +
75	7	25	599	64	4				1				666 +
76	26	80	8,346	150	12				8				8,500 +
Totals	34	109	9,171	237	16				9				9,415
SOUTHERN ASIA DIVISION													
77													
78	2,369	1,695	897,410	58,713					430	414	80		955,199
79	186	312	46,693	2,740					79	74	8	2,853	46,419
80	416	1,698	219,384	18,731			4	2	171	164	787	268	236,727
81	248	282	74,094	1,767					70				75,791
82	421	811	122,644	3,849	600	7,219	21	7,172	133	1,319	1,581	1,054	123,074
83	220	138	35,185	496	33	2		2	34		6		35,674
84	242	493	129,234	5,640	110				69		23	1	134,891
85	34	109	9,171	237	16				9				9,415
DIVISION TOTALS	4,136	5,538	1,533,815	92,173	759	7,221	25	7,176	995	1,971	2,485	4,176	1,617,190

SOUTHERN ASIA-PACIFIC DIVISION

1													
2	25	68	6,750	305									7,055 +
3	34	73	8,296	568					5	1	4		8,854 +
4	34	61	9,472	409					23				9,858 +
5	27	96	8,607	461					12				9,056 +
Totals	120	298	33,125	1,743					40	1	4		34,823
CENTRAL PHILIPPINE UNION CONFERENCE													
6													
7	242	109	35,518	2,849	4			159	319	544	3,269		34,080
8	186	137	27,877	2,220					48		67		29,982 +
9	280	116	33,296	2,305	6	8		49	82	355	455		34,674
10	133	55	12,747	630	2	6		2	96	9	13		13,265 +
11	65	12	6,345	645	1			4	20	3	7		6,957 +
12	297	117	33,162	1,182	59	52		94	43	170	200		33,948
Totals	1,203	546	148,945	9,831	72	66		308	608	1,081	4,011		152,906
EAST INDONESIA UNION CONFERENCE													
13													
14	47	16	7,726	236					1	6			7,959 +
15	44	26	5,923	135	3				9				6,052 +
16	196	3	45,570	1,375	30	37		27	56	5	4	23,249	23,671
17	204	15	22,122	1,516	7	77		33	26	6			23,657 +
18	52	25	3,055	192	5	4			5		3		3,245 +
19	106	89	20,456	1,074					54				21,476 +
20	50	21	4,010	291		5			12	6			4,288 +
21	53	6	4,617	373	9	12			19	3			4,989 +
Totals	752	201	113,479	5,192	54	139		61	187	20	7	23,252	95,337
MYANMAR UNION MISSION													
22													
23	61	21	7,404	308		66	8	68	35	53	1	5	7,624 +
24	38	26	6,509	317		5		8					6,823 +
25	28	15	4,694	200		14	3	9	14		1		4,887 +
26	70	40	7,398	836	156	93		124	45	49	165		8,100 +
27	21	5	3,188	96	1	75	3	65	16	5	1		3,276 +
Totals	218	107	29,193	1,757	157	253	14	274	110	107	168	5	30,710

7	Tithe and Offerings										16	17		
	8	9	10	11	12a	12b	13	14a	14b	Per Capita Basis				
	Tithe	Tithe Per Capita	World Mission Fund, Including Sabbath School	World Mission Fund Per Capita	Other General Conference Funds	Intradivision Funds	Ingathering Funds	Local Church Funds	Total Tithe and Offerings	Total Tithe and Offerings Per Capita			Membership Basis for Per Capita Calculations June 30, 2010	Sabbath School Membership
SOUTHERN ASIA DIVISION (CONT'D)														
55	US\$	US\$	US\$	US\$	US\$	US\$	US\$	US\$	US\$	US\$	US\$	US\$	US\$	
56	20,355	7.04	949	0.33	136					21,440	7.41	2,893	3,715	813
57	20,484	8.83	499	0.22	71					21,054	9.08	2,319	2,533	428
Totals	1,301,039	10.71	82,880	0.68	11,783					1,490,456	12.27	121,489	110,217	71,063
SOUTHWEST INDIA UNION SECTION														
58										22,860				
59	71,266	42.42	2,784	1.66	398					75,840	45.14	1,680	2,513	2,386
60	38,184	9.09	1,567	0.37	224					40,758	9.71	4,199	4,629	1,343
61	30,111	21.51	1,490	1.06	213					32,599	23.26	1,400	1,571	1,277
62	202,062	27.64	9,023	1.23	1,275					216,871	29.66	7,311	10,227	7,655
63	317,257	15.63	12,852	0.63	1,836					338,371	16.67	20,295	25,345	11,016
Totals	658,880	18.89	27,716	0.79	3,946					727,259	20.85	34,885	44,285	23,677
WESTERN INDIA UNION SECTION														
64										52,971				
65	174,815	9.06	8,318	0.43	1,139					184,272	9.55	19,293	21,011	6,964
66	118,374	4.33	3,081	0.11	440					121,895	4.45	27,367	29,429	2,641
67	45,704	4.39	1,200	0.12	171					47,075	4.52	10,412	12,421	1,028
68	32,128	0.78	735	0.02	105					32,968	0.80	41,184	43,153	630
69	5,152	0.98	223	0.04	32					5,407	1.03	5,272	5,735	191
70	7,995	15.96	625	1.25	89					8,709	17.38	501	1,500	536
71	27,891	2.34	1,736	0.15	248					29,875	2.51	11,916	14,535	1,488
72	14,090	1.39	872	0.09	125					15,087	1.49	10,110	10,815	748
Totals	426,149	3.38	16,790	0.13	2,349					498,259	3.95	126,055	138,599	14,226
ATTACHED FIELDS														
73												223	249	
74	496	0.88	54	0.10	8					585	1.04	562	666	46
75												8,102	8,500	
76	496	0.06	54	0.01	8					585	0.07	8,887	9,415	46
Totals	496	0.06	54	0.01	8					585	0.07	8,887	9,415	46
SOUTHERN ASIA-PACIFIC DIVISION														
77														
78	356,232	0.41	5,146	0.01	733					52,730	2,573	417,414	911,493	4,414
79	1,059,764	23.13	53,108	1.16	5,599					1,145,023	24.99	45,825	67,731	45,498
80	584,658	2.80	27,807	0.13	3,838					683,692	3.27	209,116	273,740	23,808
81	443,110	6.05	30,814	0.42	4,372					53,484	15,408	532,567	7,230	26,443
82	1,301,039	10.71	82,880	0.68	11,783					94,754	12.27	121,489	110,217	71,063
83	658,880	18.89	27,716	0.79	3,946					727,259	20.85	34,885	44,285	23,677
84	426,149	3.38	16,790	0.13	2,349					498,259	3.95	126,055	138,599	14,226
85	496	0.06	54	0.01	8					585	0.07	8,887	9,415	46
Totals	4,830,328	3.23	244,315	0.16	32,628					5,495,255	3.67	1,497,189	1,606,818	209,175
SOUTHERN ASIA-PACIFIC DIVISION														

Conference or Mission 1	Churches, Companies, and Church Membership											6	
	2a Churches	2b Companies	3 Church Membership at Beginning of Year	Members Added				Members Subtracted					Church Membership at End of Year
				4a Baptisms	4b Professions of Faith	4c Letters Received	4d Adjustments	5a Letters Granted	5b Deaths	5c Dropped	5d Missing		

SOUTHERN ASIA-PACIFIC DIVISION (CONT'D)

28 NORTH PHILIPPINE UNION CONFERENCE													
29 Central Luzon Conference	379	84	121,165	5,287	638	228		151	147	68	504		126,448 +
30 Mountain Provinces Mission	106	46	19,292	1,273	8	24		34	54	100	58		20,351 +
31 Northern Luzon Mission	275	152	33,468	2,979				16	30				36,401 +
32 Palawan Adventist Mission	110	42	18,725	949		6		5	10				19,665 +
33 South-Central Luzon Conference	303	118	51,427	2,543	29	49		44	39	181	284		53,500 +
34 Southern Luzon Mission	181	48	20,921	1,300				14	7				22,200 +
Totals	1,354	490	264,998	14,331	675	307		264	287	349	846		278,565

35 SOUTH PHILIPPINE UNION CONFERENCE													
36 Davao Mission	319	186	49,896	6,010	51	5		9	49	66	25		55,813 +
37 Northeastern Mindanao Mission	221	226	69,217	6,480	29	15		31	47	80	376	1	75,206 +
38 Northern Mindanao Conference	479	144	53,264	6,146	99	121		88	55	100	207		59,180 +
39 Southern Mindanao Mission	368	177	64,537	10,485	21	13		18	71	62	73		74,832 +
40 Western Mindanao Conference	299	211	40,072	4,459	212	29		45	93	2	21		44,611 +
41 Zamboanga Peninsula Mission	269	23	22,290	3,301	28			55	56	34	956		24,518 +
Totals	1,955	967	299,276	36,881	440	183		246	371	344	1,658	1	334,160

42 SOUTHEAST ASIA UNION MISSION													
43 Cambodia Adventist Mission	6	28	5,558	144	1				16	20			5,667 +
44 Peninsular Malaysia Mission	28	11	5,225	119	10	53		60	5	2	2		5,338 +
45 Sabah Mission	140	86	29,332	622	48	147		61	20	39	47		29,982 +
46 Sarawak Mission	98	61	19,986	568				30	18				20,506 +
47 Singapore Conference	7	1	2,752	62	13	25		34	9		3		2,806 +
48 Thailand Mission	46	79	13,748	800	66	61		183	41	136	220		14,095 +
49 Vietnam Mission	12	122	10,169	424					3				10,590 +
50 Lao Attached Field	4	11	1,930	33				11	7	4	3		1,938 +
Totals	341	399	88,700	2,772	138	286		379	119	201	275		90,922

51 WEST INDONESIA UNION MISSION													
52 Central Java Mission	33	28	4,809	649		47	86	36	24			30	5,501 +
53 Central Sumatra Mission	91	66	8,461	652	22	45		50	15	23	309	1,763	7,020
54 East Java Conference	68	31	7,540	453	2	27	83	7	21	122		70	7,885 +
55 East Kalimantan Mission	48	42	3,799	242	21	22		66	9	25	12		3,972 +
56 Jakarta Conference	141	52	31,251	1,392		10		25	90	20	15		32,503 +
57 North Sumatra Mission	179	66	13,492	1,050	31	34	12	78	13	22	130	105	14,271
58 Nusa Tenggara Mission	78	33	11,480	342	3	5						4,094	7,715
59 South Sumatra Mission	67	50	8,080	260					14	1	395		7,930 +
60 West Java Conference	40	10	10,398	413	5	37		39	12	6			10,796 +
61 West Kalimantan Attached District	16	38	4,254	406					2				4,658 +
Totals	761	416	103,564	5,859	84	227	181	301	221	219	861	6,062	102,251

62 ATTACHED FIELDS													
63 Guam-Micronesia Mission of SDA	20	12	4,580	301	14	32	147	68	13	10	23	474	4,486
64 Sri Lanka Mission of SDA	37	22	3,845	77	2			8	9				3,907 +
65 Timor-Leste Mission	1	8	455	22	2	2			2				479 +
Totals	58	42	8,880	400	18	34	147	76	24	10	23	474	8,872

66 SOUTHERN ASIA-PACIFIC DIVISION													
67 Bangladesh Union Mission	120	298	33,125	1,743					40	1	4		34,823
68 Central Philippine Union Conference	1,203	546	148,945	9,831	72	66		308	608	1,081	4,011		152,906
69 East Indonesia Union Conference	752	201	113,479	5,192	54	139		61	187	20	7	23,252	95,337
70 Myanmar Union Mission	218	107	29,193	1,757	157	253	14	274	110	107	168	5	30,710
71 North Philippine Union Conference	1,354	490	264,998	14,331	675	307		264	287	349	846		278,565
72 South Philippine Union Conference	1,955	967	299,276	36,881	440	183		246	371	344	1,658	1	334,160
73 Southeast Asia Union Mission	341	399	88,700	2,772	138	286		379	119	201	275		90,922
74 West Indonesia Union Mission	761	416	103,564	5,859	84	227	181	301	221	219	861	6,062	102,251
75 Attached Fields	58	42	8,880	400	18	34	147	76	24	10	23	474	8,872
DIVISION TOTALS	6,762	3,466	1,090,160	78,766	1,638	1,495	342	1,909	1,967	2,332	7,853	29,794	1,128,546

TRANS-EUROPEAN DIVISION

1 ADRIATIC UNION CONFERENCE													
2 Albanian Mission of SDA	4	1	339	17		1						5	352
3 Croatian Conference	84	11	2,867	56	4	57	3	85	56	33	16	8	2,789
4 Slovenian Conference	13	2	560	8	2	5		3	9	4	1	5	553
Totals	101	14	3,766	81	6	63	3	88	65	37	17	18	3,694
5 BALTIC UNION CONFERENCE													
6 Estonian Conference	20		1,634	23	5	20		22	20	8	5		1,627
7 Latvian Conference	52		4,028	92	5	43		58	40	23			4,047
8 Lithuanian Field	17		866	41		15		14	2	10	8		888
Totals	89		6,528	156	10	78		94	62	41	13		6,562

7	Tithe and Offerings											Per Capita	
	8	9	10	11	12a	12b	13	14a	14b	Basis		16	17
										World Mission Fund, Including Sabbath School	World Mission Fund Per Capita		

SOUTHERN ASIA-PACIFIC DIVISION (CONT'D)

28	9,805																			197,723
29	4,583,846	38.21	168,685	1.41			197,457	35,552	365,662	5,351,202	44.61	119,949	128,366							
30	541,609	28.74	17,278	0.92			20,219	8,023	37,288	624,417	33.14	18,843	20,355							
31	1,180,366	36.27	60,952	1.87	69,815		71,402	14,335	132,225	1,529,095	46.99	32,542	36,541							
32	699,769	37.79	20,611	1.11			25,005		46,306	791,691	42.75	18,517	21,851							
33	1,736,794	33.90	52,446	1.02	22,555		61,406	7,387	113,716	1,994,304	38.93	51,228	53,583							
34	559,153	27.55	19,351	0.95			22,694	5,231	42,026	648,455	31.95	20,294	23,695							
	9,311,342	35.62	339,323	1.30	92,370		398,183	74,357	737,223	10,952,798	41.90	261,373	284,391							

35	8,909						61,528			70,437										228,954
36	2,259,297	48.30	107,175	2.29			8,045	27,027	160,908	2,562,452	54.78	46,776	55,814							
37	1,323,403	20.19	64,325	0.98			42,929	21,338	126,621	1,578,616	24.08	65,556	77,106							
38	2,959,597	57.60	100,609	1.96			92,440	27,415	111,846	3,291,907	64.07	51,378	66,610							
39	1,601,353	26.13	48,688	0.79			41,890	33,536	104,725	1,830,192	29.86	61,294	74,826							
40	1,410,639	37.04	50,225	1.32			65,345	15,211	120,162	1,661,582	43.62	38,088	42,596							
41	748,488	33.43	22,789	1.02				12,979	54,344											

Conference or Mission	Churches, Companies, and Church Membership											Church Membership at End of Year	
	2a	2b	3	Members Added				Members Subtracted					
				4a	4b	4c	4d	5a	5b	5c	5d		5e
	Churches	Companies	Church Membership at Beginning of Year	Baptisms	Professions of Faith	Letters Received	Adjustments	Letters Granted	Deaths	Dropped	Missing	Adjustments	
TRANS-EUROPEAN DIVISION (CONT'D)													
9 BRITISH UNION CONFERENCE	10	5	573	41	34	55	28	21	2	3	6	23	676
10 Irish Mission	87	14	8,862	218	12	111	186	59	48	12	9,270
11 North England Conference	6	5	487	27	3	40	...	25	6	1	...	2	523
12 Scottish Mission	142	14	21,183	709	57	253	41	127	61	31	44	...	21,980
13 South England Conference	11	5	551	11	6	19	16	10	9	...	3	15	566
14 Welsh Mission	256	43	31,656	1,006	112	478	271	242	126	47	53	40	33,015
Totals													
15 DANISH UNION OF CHURCHES CONFERENCE	45	1	2,495	44	14	28	1	16	44	7	...	6	2,509
16 FINLAND UNION CONFERENCE													
17 Finland Finnish Conference	57	3	4,638	47	13	17	...	3	80	36	...	132	4,464
18 Finland Swedish Conference	9	...	223	5	2	4	...	9	4	219
19 North Finland Mission	6	2	168	10	1	3	132	1	2	2	309
Totals	72	5	5,029	62	16	24	132	13	86	38	...	134	4,992
20 HUNGARIAN UNION CONFERENCE													
21 Duna Conference	52	13	2,572	92	13	90	...	76	36	30	31	20	2,574 +
22 Tisza Conference	54	11	2,086	56	4	46	27	60	42	11	8	...	2,098 +
Totals	106	24	4,658	148	17	136	27	136	78	41	39	20	4,672
23 MIDDLE EAST UNION MISSION													
24 Cyprus Section	1	1	73	1	3	7	...	1	2	1	80 +
25 East Mediterranean Field	7	2	587	12	...	3	1	601 +
26 Egypt Field	16	8	723	25	5	4	739 +
27 Greater Equatoria Field (South Sudan Field)	36	69	8,271	614	42	13	5	8,935 +
28 Gulf Field	12	1	881	43	12	30	44	14	1	995 +
29 Iraq Field	3	...	170	2	168 +
30 Sudan Field	26	104	8,853	693	9	8	9,547 +
Totals	101	185	19,558	1,388	66	53	44	15	14	15	21,065
31 NETHERLANDS UNION CONFERENCE													
32 East Norway Conference	35	...	2,905	39	9	75	...	65	43	15	2,905
33 North Norway Conference	14	...	510	1	...	8	...	5	15	5	494
34 West Norway Conference	13	2	1,177	10	3	24	...	8	27	8	1,171
Totals	62	2	4,592	50	12	107	...	78	85	28	4,570
36 PAKISTAN UNION SECTION													
37 Northern Section	91	139	9,849	569	10	74	10,354 +
38 Southern Section	31	48	3,778	101	5	13	3,871 +
Totals	122	187	13,627	670	15	87	14,225
39 POLISH UNION CONFERENCE													
40 East Polish Conference	32	15	1,877	38	2	20	...	16	5	7	22	...	1,887
41 South Polish Conference	50	6	2,195	50	...	29	...	29	20	16	12	22	2,175
42 West Polish Conference	34	15	1,713	55	8	19	1	17	22	5	24	...	1,728
Totals	116	36	5,785	143	10	68	1	62	47	28	58	22	5,790
43 SOUTH-EAST EUROPEAN UNION CONFERENCE													
44 Macedonian Mission	15	...	558	11	...	4	...	8	3	7	555
45 North Conference	88	...	3,597	65	6	52	...	33	68	5	6	...	3,608
46 South Conference	84	...	3,284	62	9	32	...	44	54	12	4	...	3,273
47 West Conference	23	...	606	9	...	9	...	7	8	6	1	...	602
Totals	210	...	8,045	147	15	97	...	92	133	30	11	...	8,038
48 SWEDISH UNION OF CHURCHES CONFERENCE													
49 ATTACHED FIELDS	10	12	539	49	7	9	6	1	...	52	527
50 Greek Mission	6	1	478	11	...	8	1	2	6	1	489
51 Iceland Conference	13	8	884	38	11	13	...	85	1	1	859
Totals	29	21	1,901	98	18	21	1	96	13	3	...	52	1,875
53 TRANS-EUROPEAN DIVISION													
54 Adriatic Union Conference	101	14	3,766	81	6	63	3	88	65	37	17	18	3,694
55 Baltic Union Conference	89	...	6,528	156	10	78	...	94	62	41	13	...	6,562
56 British Union Conference	256	43	31,656	1,006	112	478	271	242	126	47	53	40	33,015
57 Danish Union of Churches Conference	45	1	2,495	44	14	28	1	16	44	7	...	6	2,509
58 Finland Union Conference	72	5	5,029	62	16	24	132	13	86	38	...	134	4,992
59 Hungarian Union Conference	106	24	4,658	148	17	136	27	136	78	41	39	20	4,672
60 Middle East Union Mission	101	185	19,558	1,388	66	53	44	15	14	15	21,065
61 Netherlands Union Conference	52	15	4,948	52	17	11	27	...	43	37	19	13	4,943

	Tithe and Offerings											Per Capita		16	17
	7	8	9	10	11	12a	12b	13	14a	14b	Basis				
	Tithe	Tithe Per Capita	World Mission Fund, Including Sabbath School	World Mission Fund Per Capita	Other General Conference Funds	Intradivision Funds	Ingathering Funds	Local Church Funds	Total Tithe and Offerings	Total Tithe and Offerings Per Capita	Membership Basis for Per Capita Calculations June 30, 2010	Sabbath School Membership	Sabbath School Mission Offerings		
	US\$	US\$	US\$	US\$	US\$	US\$	US\$	US\$	US\$	US\$			US\$		
TRANS-EUROPEAN DIVISION (CONT'D)															
9		
10	913,897	1,692.40	60,489	112.02	1,146	975,532	1,806.54	540	700	52,428		
11	8,310,274	952.58	477,159	54.69	9,905	8,797,338	1,008.41	8,724	6,200	390,283		
12	582,776	1,229.49	37,531	79.18	428	620,735	1,309.57	474	440	30,529		
13	19,666,666	948.07	903,476	43.55	27,061	20,597,203	992.92	20,744	12,300	810,564		
14	547,268	1,019.12	35,687	66.46	1,885	584,840	1,089.09	537	330	28,553		
Totals	30,020,881	967.82	1,514,342	48.82	40,425	31,575,648	1,017.95	31,019	19,970	1,312,357		
15	3,544,521	1,418.94	228,254	91.37	46,747	20,175	...	364,542	4,204,239	1,683.04	2,498	2,509	217,643		
16															
17	3,371,067	730.46	159,291	34.52	20,017	170,043	255,744	510,827	4,486,989	972.26	4,615	1,772	114,513		
18	215,685	989.38	16,591	76.11	1,077	252,024	1,156.07	218	165	13,204		
19	165,217	989.32	5,705	34.16	1,097	8,140	6,220	39,035	225,414	1,349.78	167	81	3,145		
Totals	3,751,969	750.39	181,587	36.32	22,191	178,183	280,635	549,862	4,964,427	992.89	5,000	2,018	130,862		
20	33,459	31,567	65,026		
21	1,179,046	458.95	26,071	10.15	20,843	33,942	1,259,902	490.43	2,569	2,574	19,526		
22	803,579	385.59	24,253	11.64	11,065	32,694	871,591	418.23	2,084	2,098	16,394		
Totals	2,016,084	433.29	50,324	10.82	31,908	98,203	2,196,519	472.07	4,653	4,672	35,920		
23		
24	45,391	613.39	5,398	72.95	195	3,691	...	9,694	64,369	869.85	74	60	4,629		
25	193,657	329.91	15,812	26.94	797	17,862	...	18,634	246,762	420.38	587	227	11,794		
26	119,266	159.66	5,017	6.72	124,283	166.38	747	505	3,942		
27	64,074	7.95	4,277	0.53	290	68,641	8.51	8,062	12,283	3,657		
28	1,200,940	1,404.61	76,339	89.29	4,396	39,864	...	198,593	1,520,132	1,777.93	855	895	71,593		
29	34,431	200.18	772	4.49	35,203	204.67	172	100	561		
30	17,262	2.04	2,443	0.29	133	19,838	2.34	8,469	11,000	2,195		
Totals	1,675,021	88.32	110,058	5.80	5,811	61,417	...	226,921	2,079,228	109.63	18,966	25,070	98,371		
31	4,835,185	987.18	207,440	42.35	2,422	5,045,047	1,030.02	4,898	2,513	193,659		
32															
33	5,756,310	1,972.01	375,357	128.59	33,365	366,975	406,085	186,736	7,124,828	2,440.85	2,919	1,250	352,072		
34	678,989	1,305.75	73,883	142.08	4,300	42,087	80,019	27,608	906,886	1,744.01	520	250	71,820		
35	1,871,188	1,583.07	161,176	136.36	11,340	134,757	159,434	18,579	2,356,474	1,993.63	1,182	500	156,101		
Totals	8,306,487	1,797.55	610,416	132.10	49,005	543,819	645,538	232,923	10,388,188	2,248.04	4,621	2,000	579,993		
36		
37	70,468	7.26	3,919	0.40	812	8,269	83,468	8.60	9,701	4,671	3,056		
38	94,469	25.03	2,223	0.59	368										

1 Conference or Mission	2 Churches, Companies, and Church Membership												6 Church Membership at End of Year
	2a	2b	3 Church Membership at Beginning of Year	Members Added				Members Subtracted					
	Churches	Companies		4a Baptisms	4b Professions of Faith	4c Letters Received	4d Adjustments	5a Letters Granted	5b Deaths	5c Dropped	5d Missing	5e Adjustments	

WORLD SUMMARY

1	General Conference
2	East-Central Africa Division	11,815	11,550	2,648,520	205,242	4,798	48,113	162,149	51,487	5,762	17,993	20,218	189,113	2,784,249	
3	Euro-Africa Division	2,534	687	177,668	4,174	446	4,548	214	4,585	2,427	1,563	198	109	178,168	
4	Euro-Asia Division	1,938	1,029	139,111	3,881	293	4,568	160	5,647	2,646	15,844	...	2,638	121,238	
5	Inter-American Division	11,159	7,784	3,403,718	189,641	3,338	102,756	8,267	104,867	6,144	40,896	18,680	4,064	3,533,069	
6	North American Division	5,333	792	1,126,815	33,948	5,556	29,269	3,107	28,209	7,433	4,518	8,212	8,284	1,142,039	
7	Northern Asia-Pacific Division	2,092	3,341	642,916	17,779	563	628	27	572	801	19	883	8	659,630	
8	South American Division	10,922	12,282	2,064,743	216,703	6,675	167,593	7,636	168,492	13,744	156,609	75,282	11,451	2,037,772	
9	South Pacific Division	1,921	3,551	427,589	13,499	2,579	3,261	101	2,991	1,886	2,646	15,645	282	423,579	
10	Southern Africa-Indian Ocean Division	8,767	12,431	2,683,212	210,753	1,883	20,004	7,248	23,565	6,126	13,769	11,270	10,968	2,857,402	
11	Southern Asia Division	4,136	5,538	1,533,815	92,173	759	7,221	25	7,176	995	1,971	2,485	4,176	1,617,190	
12	Southern Asia-Pacific Division	6,762	3,466	1,090,160	78,766	1,638	1,495	342	1,909	1,967	2,332	7,853	29,794	1,128,546	
13	Trans-European Division	1,398	535	115,379	4,072	336	1,174	507	943	937	361	210	305	118,712	
14	West-Central Africa Division	3,367	4,092	869,593	38,588	917	3,470	4,807	3,987	4,048	6,117	17,819	7,108	878,296	
	WORLD TOTALS 2011	72,144	67,078	16,923,239	1,109,219	29,781	394,100	194,590	404,430	54,916	264,638	178,755	268,300	17,479,890	
	WORLD TOTALS 2010	70,188	65,157	16,307,880	1,023,882	26,903	287,369	64,170	301,803	48,573	189,302	167,741	79,546	16,923,239	
	Net Increase (Decrease)	1,956	1,921	615,359	85,337	2,878	106,731	130,420	102,627	6,343	75,336	11,014	188,754	556,651	

+Unverifiable data, pending membership audits in these organizations.

7	8	9	10	Tithe and Offerings						Per Capita		16	17
				11	12a	12b	13	14a	14b	Basis			
				Tithe	World Mission Fund, Including Sabbath School	World Mission Fund Per Capita	Other General Conference Funds	Intradivision Funds	Ingathering Funds	Local Church Funds	Total Tithe and Offerings		

1	871,176	16,571,677
2	27,841,458	10.59	1,504,483	0.57	...	1,829,978	4,935	3,686,253	34,867,107	13.26	2,629,265	2,989,349	850,562						
3	142,605,182	805.19	8,575,706	48.42	1,284,439	1,373,819	305,119	13,641,256	167,785,521	947.37	177,107	135,659	6,275,674						
4	35,460,867	253.78	852,816	6.10	10,134	810,120	...	2,430,360	39,564,297	283.15	139,730	1,661	471,003						
5	222,360,237	66.58	12,006,815	3.60	1,080,607	16,167,409	1,892,145	36,020,434	289,527,647	86.70	3,339,502	3,097,271	11,286,400						
6	923,139,205	823.60	23,392,749	20.87	4,309,515	26,907,429	1,420,948	447,214,325	1,426,384,171	1,272.58	1,120,856	...	22,043,061						
7	73,887,273	117.65	3,399,514	5.41	455,368	3,764,187	545,751	34,413,203	116,465,296	185.44	628,032	535,617	1,929,515						
8	511,548,033	251.53	16,487,592	8.11	1,137,696	9,952,842	863,441	148,221,915	688,211,519	338.40	2,033,742	1,882,625	15,401,094						
9	102,187,292	241.86	6,641,230	15.72	1,716,065	4,180,689	1,057,653	26,712,431	142,495,360	337.27	422,501	463,987	5,955,451						
10	78,725,650	30.47	2,971,289	1.15	28,837	3,319,443	...	5,183,658	90,228,877	34.92	2,583,692	5,322,950	2,910,179						
11	4,830,328	3.23	244,315	0.16	32,628	...	315,662	72,322	5,495,255	3.67	1,497,189	1,606,818	209,175						
12	57,497,327	54.16	2,451,465	2.31	166,089	1,065,235	234,890	3,947,595	65,362,601	61.57	1,061,645	1,205,922	1,425,680						
13	66,854,606	586.76	3,517,916	30.88	246,311	1,058,161	1,273,970	1,932,468	74,883,432	657.23	113,938	91,430	3,091,992						
14	19,795,343	22.93	1,377,607	1.60	34,726	92,629	...	2,929,428	24,229,733	28.07	863,306	1,369,923	773,101						
	2,267,603,977	136.52	83,423,497	5.02	27,074,092	70,521,941	7,914,514	726,405,648	3,182,943,669	191.62	16,610,505	18,703,212	72,622,887						
	2,037,618,294	127.20	77,103,385	4.81	31,224,264	64,119,737	11,067,178	679,812,752	2,900,945,610	181.09	16,019,568	19,368,905	61,362,489						
	229,985,683	9.32	6,320,112	0.21	(4,150,172)	6,402,204	(3,152,664)	46,592,896	281,998,059	10.53	590,937	(665,693)	11,260,398						

Note—In accordance with General Conference Bylaws, Article XX, Section 4, "The basis for computing . . . per capita funds shall be the membership on June 30 of the preceding year . . ." (2010). Per capita totals for divisions are calculated for those unions and attached fields which report funds.

Note—Incomplete reporting of Sabbath school memberships in several divisions.

GENERAL STATISTICS BY DIVISIONS FOR 2011

Conference or Mission 1	Denominational Employees													
	22a	22b	23a	23b	24	25a	25b	26a	26b	27	29	30	28	31
Conference or Mission	Ministerial Credentialed	Commissioned Ministerial Credentialed	Commissioned Ministry of Teaching Credentialed	Administrative Ministries Credentialed	Missionary Credentialed	Ministerial License	Commissioned Ministerial License	Commissioned Ministry of Teaching License	Administrative Ministries License	Missionary License	All Other Employees Including Part Time and Casual	Total Active Employees	Literature Evangelists (Self-employed)	Honorary/Emeritus Credentialed Employees
GENERAL CONFERENCE														
1 General Conference	139	12	...	46	461	10	4	...	3	22	3	700	62	86
2 General Conference Institutions	149	37	431	164	1,165	11	1	48	10	307	10,735	13,058
Totals	288	49	431	210	1,626	21	5	48	13	329	10,738	13,758	62	86
EAST-CENTRAL AFRICA DIVISION														
1 EAST AFRICAN UNION MISSION	9	6	17	1	9	42	...	529
2 Central Kenya Conference	105	1	157	...	20	23	...	251	...	6	152	715	257	...
3 Central Nyanza Field	17	1	1	19	7	...	45	22	...
4 Kenya Coast Field	24	1	5	...	12	10	...	4	...	21	...	77	60	...
5 Kenya Lake Conference	69	1	11	40	...	42	163	114	...
6 Nyamira Conference	56	6	3	...	38	22	...	8	20	153	40	...
7 Ranen Conference	64	22	17	...	10	11	21	145	78	...
8 South Kenya Conference	66	1	24	8	...	47	...	13	47	206	70	...
9 Western Kenya Conference	77	1	9	15	207	122	431	73	...
Totals	487	40	182	...	133	109	15	584	...	56	371	1,977	714	529
10 EAST CONGO UNION MISSION	7	7	9	23	...	44
11 East Katanga Mission	10	2	2	14	19	...
12 Maniema Mission	9	2	7	18	14	...
13 North Katanga Field	13	4	2	4	1	24	22	...
14 South Katanga Field	14	3	2	11	1	31	77	...
15 West Katanga Mission	10	3	18	31	30	...
Totals	63	17	8	22	31	141	162	44
16 ETHIOPIAN UNION MISSION	10	10	40	...	46	...	3	1	240	350	...	35
17 Central Ethiopia Field	22	9	99	...	65	...	9	91	...	4	125	424	125	...
18 Northwest Ethiopia Field	3	13	13	...	3	1	3	4	40
19 South Ethiopia Field	48	7	91	...	8	4	1	4	183	346	8	...
20 West Ethiopia Field	35	4	43	...	13	39	5	14	80	233	16	...
21 Tigray Attached Mission	1	2	6	3	4	36	...	52
Totals	119	45	292	...	135	47	25	109	...	41	632	1,445	149	35
22 RWANDA UNION MISSION	13	26	11	5	5	9	165	234	...	93
23 Central Rwanda Association	17	2	4	23	2	9	57	22	...
24 East Central Rwanda Association	16	4	8	27	1	3	10	69	77	...
25 East Rwanda Association	14	1	2	23	1	2	...	43	23	...
26 North Rwanda Association	24	3	14	12	5	11	69	106	...
27 North-West Rwanda Association	18	1	2	...	2	13	1	1	...	6	43	87	79	...
28 South Rwanda Association	19	2	22	5	6	54	18	...
29 West Rwanda Association	20	2	1	27	1	4	...	55	41	...
Totals	141	41	2	...	42	152	9	1	...	36	244	668	366	93
30 TANZANIA UNION MISSION	18	11	44	...	78	9	3	9	...	32	71	275	...	29
31 East Tanzania Conference	33	7	8	...	34	32	...	5	...	18	11	148	451	...
32 Mara Conference	20	6	21	...	61	29	9	15	...	36	38	235	398	...
33 North-East Tanzania Conference	23	11	20	...	24	22	2	33	...	7	66	208	202	...
34 South Nyanza Conference	33	14	34	...	7	23	9	10	...	6	84	220	418	...
35 Southern Highlands Conference	22	8	13	...	14	14	5	5	...	12	38	131	2,249	...
36 West Tanzania Field	22	2	10	30	1	6	...	71	228	...
Totals	171	59	140	...	228	159	29	77	...	117	308	1,288	3,946	29
37 UGANDA UNION MISSION	19	3	35	...	119	3	64	...	243	6	115
38 Central Uganda Conference	55	1	59	...	5	32	...	66	...	6	...	224
39 Eastern Uganda Field	14	...	56	...	1	14	...	50	...	3	...	138
40 Northern Uganda Mission	5	1	65	...	18	11	...	33	...	6	...	139
41 Southwestern Uganda Field	18	1	86	...	8	9	...	28	...	3	...	153	3	...
42 Southwestern Uganda Mission	19	1	4	7	3	...	34
43 Western Uganda Field	15	1	58	...	17	11	...	23	...	16	...	141
Totals	145	8	359	...	172	87	...	200	...	101	...	1,072	9	115
44 WEST CONGO UNION MISSION	11	1	8	20	2	41
45 Central Kasai Field	45	1	27	73	40	...
46 Congo Equatorial Field	2	2	4	4	...
47 East Kasai Field	17	1	3	7	28	1	...
48 Lower Congo Field	3	1	2	5	11
49 West Congo Field	16	1	6	7	1	...	31	101	...
50 West Kasai Field	39	1	2	23	65	108	...
Totals	133	6	21	71	1	...	232	256	41
51 ATTACHED FIELDS														
52 Burundi Association	6	6	4	...	4	1	2	11	34	...	29
53 East Burundi Field	5	2	12	1	3	23	20	...
54 North Burundi Field	11	1	2	7	4	25	10	...
55 West Burundi Field	14	1	3	23	2	8	51	158	...
Totals for Burundi Association	36	10	4	...	9	43	5	26	133	188	29

STATISTICAL REPORT FOR 2011

Conference or Mission	Denominational Employees													
1	22a	22b	23a	23b	24	25a	25b	26a	26b	27	29	30	28	31
Conference or Mission	Ministerial Credentialed	Commissioned Ministerial Credentialed	Commissioned Ministry of Teaching Credentialed	Administrative Ministries Credentialed	Missionary Credentialed	Ministerial License	Commissioned Ministerial License	Commissioned Ministry of Teaching License	Administrative Ministries License	Missionary License	All Other Employees Including Part Time and Casual	Total Active Employees	Literature Evangelists (Self-employed)	Honorary/Emeritus Credentialed Employees

EAST-CENTRAL AFRICA DIVISION (CONT'D)

56 Eritrea Mission Field	1	3	2	8	...	1	...	15	4	1
57 North East Congo Attached Territory	7	9	10	3	7	5	41
58 Central Kivu Association	30	3	4	20	2	3	62
59 Kibali Ituri Mission	6	2	15	4	...	27
60 North Kivu Association	43	3	12	2	2	...	62
61 South Kivu Field	18	2	8	23	2	53
62 Upper Congo Field	14	1	19	2	1	...	37
Totals for North East Congo Attached Territory	118	20	22	92	4	16	10	282
Totals for Attached Fields	155	30	4	...	31	138	6	8	...	22	36	430	192	30
63 EAST-CENTRAL AFRICA DIVISION	25	12	51	...	197	6	...	291
64 East African Union Mission	487	40	182	...	133	109	15	584	...	56	371	1,977	714	529
65 East Congo Union Mission	63	17	8	22	31	141	162	44
66 Ethiopian Union Mission	119	45	292	...	135	47	25	109	...	41	632	1,445	149	35
67 Rwanda Union Mission	141	41	2	...	42	152	9	1	...	36	244	668	366	93
68 Tanzania Union Mission	171	59	140	...	228	159	29	77	...	117	308	1,288	3,946	29
69 Uganda Union Mission	145	8	359	...	172	87	...	200	...	101	...	1,072	9	115
70 West Congo Union Mission	133	6	21	71	1	...	232	256	41
71 Attached Fields	155	30	4	...	31	138	6	8	...	22	36	430	192	30
DIVISION TOTALS	1,439	258	1,030	...	967	785	84	979	...	380	1,622	7,544	5,794	916

EURO-AFRICA DIVISION

1 AUSTRIAN UNION OF CHURCHES CONFERENCE	31	2	3	3	374	413	33	19
2 BULGARIAN UNION OF CHURCHES CONFERENCE	56	7	6	22	60	151
3 CZECHO-SLOVAKIAN UNION CONFERENCE	8	2	1	9	31	51	2	44
4 Bohemian Conference	23	13	6	20	62	15	...
5 Moravia-Silesian Conference	31	14	2	21	68	20	...
6 Slovakian Conference	15	7	3	3	28	14	...
Totals	77	2	35	20	75	209	51	44
7 FRANCO-BELGIAN UNION CONFERENCE	6	2	1	...	9	...	69
8 Belgian-Luxembourg Conference	8	1	2	2	13
9 North France Conference	28	6	7	9	5	3	58
10 South France Conference	24	2	5	8	1	40
Totals	60	15	16	19	6	4	120	...	69
11 ITALIAN UNION OF CHURCHES CONFERENCE	55	12	2	...	42	14	26	...	151	4	27
12 NORTH GERMAN UNION CONFERENCE	7	1	26	7	2	43	...	197
13 Berlin-Central German Conference	49	12	7	3	25	96
14 Hansa Conference	18	1	2	5	2	28
15 Lower Saxonian Conference	23	6	5	1	2	37
16 Northern Rhenish-Westfalian Conference	35	6	5	2	4	52
Totals	132	1	51	19	18	35	256	...	197
17 PORTUGUESE UNION OF CHURCHES CONFERENCE	32	12	20	10	74	86	25
18 ROMANIAN UNION CONFERENCE	24	...	7	...	176	...	1	41	36	285	182	99
19 Banat Conference	37	7	6	1	...	51
20 Moldavia Conference	53	9	8	7	1	...	78
21 Muntenia Conference	79	14	12	6	1	...	112
22 North Transylvania Conference	31	6	7	3	47
23 Oltenia Conference	50	11	13	2	...	76
24 South Transylvania Conference	43	8	6	5	62
Totals	317	...	7	...	231	52	22	46	36	711	182	99
25 SOUTH GERMAN UNION CONFERENCE	9	3	12	1	2	7	12	46	...	116
26 Baden-Wuerttemberg Conference	36	7	10	13	8	74
27 Bavarian Conference	24	3	7	4	2	40
28 Central Rhenish Conference	24	3	6	5	3	41
Totals	93	3	25	24	2	29	25	201	...	116
29 SPANISH UNION OF CHURCHES CONFERENCE	52	13	34	7	38	18	17	26	21	...	109	335	14	38
30 SWISS UNION CONFERENCE	40
31 French-Italian Swiss Conference	11	2	1	4	2	...	20
32 German Swiss Conference	18	4	2	...	17	5	7	2	55	21	...
Totals	29	6	2	...	18	9	9	2	75	21	40

GENERAL STATISTICS BY DIVISIONS FOR 2011

Conference or Mission 1	Denominational Employees													
	22a	22b	23a	23b	24	25a	25b	26a	26b	27	29	30	28	31
Conference or Mission	Ministerial Credentialed	Commissioned Minister Credentialed	Commissioned Ministry of Teaching Credentialed	Administrative Ministries Credentialed	Missionary Credentialed	Ministerial License	Commissioned Minister License	Commissioned Ministry of Teaching License	Administrative Ministries License	Missionary License	All Other Employees Including Part Time and Casual	Total Active Employees	Literature Evangelists (Self-employed)	Honorary/Emeritus Credentialed Employees

EURO-AFRICA DIVISION (CONT'D)

33 ATTACHED FIELD															
34 TRANS-MEDITERRANEAN TERRITORIES	1			4	6	2		1				14			1
35 Iran Field				2							1	3			1
36 Maghreb Field	1	1			1	4					3	10			
37 Turkey Field	1	1		1	2	1					2	8			
Totals	3	2		7	9	7		1			6	35			2
38 EURO-AFRICA DIVISION	23	16	21		37	1		6		2	793	899			
39 Austrian Union of Churches Conference	31	2				3	3				374	413	33		19
40 Bulgarian Union of Churches Conference	56	7			6	22					60	151			
41 Czecho-Slovakian Union Conference	77	2				35	20				75	209	51		44
42 Franco-Belgian Union Conference	60			15	16	19				6	4	120			69
43 Italian Union of Churches Conference	55	12	2		42	14				26		151	4		27
44 North German Union Conference	132	1			51	19				18	35	256			197
45 Portuguese Union of Churches Conference	32			12	20						10	74	86		25
46 Romanian Union Conference	317		7		231	52	22			46	36	711	182		99
47 South German Union Conference	93	3			25	24	2			29	25	201			116
48 Spanish Union of Churches Conference	52	13	34	7	38	18	17	26	21		109	335	14		38
49 Swiss Union Conference	29	6	2		18	9				9	2	75	21		40
50 Attached Field	3	2		7	9	7		1			6	35			2
DIVISION TOTALS	960	64	66	41	493	223	64	33	21	136	1,529	3,630	391		676

EURO-ASIA DIVISION

1 BELARUS UNION OF CHURCHES CONFERENCE	25				2	27					9	63			
2 CAUCASUS UNION MISSION	12				7					1	7	27			4
3 Kubano-Chernomorskaya Conference	12				5	11				3	5	36			
4 North Caucasus Mission	10				8	16				3	3	40			
5 Rostov-Kalmykia Conference	16				9	14				3	2	44			
Totals	50				29	41				10	17	147			4
6 EAST RUSSIAN UNION MISSION	4				5	2				1		12			
7 Central Siberian Mission	8				7	8				2		25	8		
8 East Siberian Mission	8				5	11				5	2	31	5		
9 West Siberian Mission	5					12				2	2	21	1		
Totals	25				17	33				10	4	89	14		
10 FAR EASTERN UNION OF CHURCHES MISSION	12			3	10	19						44			
11 MOLDOVA UNION OF CHURCHES CONFERENCE	83			5	27							115	87		
12 SOUTHERN UNION MISSION	10				16	3					20	49			2
13 Kyrgyzstan Mission	5				3	3				6	6	23	7		
14 Northern Kazakhstan Mission	14				6	11					25	56			
15 Southern Kazakhstan Mission	6				3	6					3	18			
16 Tajikistan Field	2										18	20			
17 Turkmenistan Field				1								1			
18 Uzbekistan Field	4					9					15	28			
Totals	41			1	28	32				6	87	195	7		2
19 TRANS-CAUCASUS UNION MISSION	4			3		1					6	14			2
20 Armenian Mission	5			1		6				1	8	21			
21 Azerbaijan Mission	3			2		1					5	11			
22 Georgian Mission	3			5	1					1	6	16			
Totals	15			11	1	8				2	25	62			2
23 UKRAINIAN UNION CONFERENCE	14				3	2					47	66			25
24 Bukovinskaya Conference	39					45				1	26	111	2		
25 Central Ukrainian Conference	27			3	3	29				1	14	77	17		
26 Dnieper Conference	21					35				5	18	79	1		
27 Eastern Dnieper Conference	37					36					20	93			
28 Eastern Ukrainian Conference	15			8	10	28			8		18	87	1		
29 Kiev Conference	12			12		7				4	30	65			
30 Podolsk Conference	24			8		40					19	91	1		
31 Southern Ukrainian Conference	28				5	39					30	102			
32 Western Ukrainian Conference	24					47					56	127	2		
Totals	241			31	21	308			8	11	278	898	24		25
33 WEST RUSSIAN UNION CONFERENCE	4			3	10					4	5	26			13
34 Central Conference	15			3		22					6	46			
35 Moscow Conference	11			3	7	9				1	12	43			
36 Northwestern Conference	18			3	1	12				10	1	45			
37 Priokskaya Conference	9				2	8					6	25			
38 Southern Conference	17					12				4	11	44			
39 Ural Conference	14				15	22				5	5	61			
40 Volga Conference	16			3	5	16					1	41	13		
41 Volgo-Vyatskaya Conference	17				16	27				1	18	79	40		
Totals	121			15	56	128				25	65	410	53		13

STATISTICAL REPORT FOR 2011

Conference or Mission	Denominational Employees													
1	22a	22b	23a	23b	24	25a	25b	26a	26b	27	29	30	28	31
Conference or Mission	Ministerial Credentialed	Commissioned Ministerial Credentialed	Commissioned Ministry of Teaching Credentialed	Administrative Ministries Credentialed	Missionary Credentialed	Ministerial License	Commissioned Ministerial License	Commissioned Ministry of Teaching License	Administrative Ministries License	Missionary License	All Other Employees Including Part Time and Casual	Total Active Employees	Literature Evangelists (Self-employed)	Honorary/Emeritus Credentialed Employees

EURO-ASIA DIVISION (CONT'D)

42	EURO-ASIA DIVISION	24	...	8	...	54	10	...	4	...	19	94	213	...	1
43	Belarus Union of Churches Conference	25	2	27	9	63
44	Caucasus Union Mission	50	29	41	10	17	147	...	4
45	East Russian Union Mission	25	17	33	10	4	89	14	...
46	Far Eastern Union of Churches Mission	12	3	10	19	44
47	Moldova Union of Churches Conference	83	5	27	115	87	...
48	Southern Union Mission	41	1	28	32	6	87	195	7	2
49	Trans-Caucasus Union Mission	15	11	1	8	2	25	62	...	2
50	Ukrainian Union Conference	241	31	21	308	...	8	11	278	898	24	25	25
51	West Russian Union Conference	121	15	56	128	25	65	410	53	13
DIVISION TOTALS		637	...	8	66	245	606	...	4	8	83	579	2,236	185	47

INTER-AMERICAN DIVISION

1	ATLANTIC CARIBBEAN UNION MISSION	3	2	2	1	1	9	...	1
2	Cayman Islands Conference	7	5	1	11	16	40
3	North Bahamas Conference	3	7	2	5	15	32	1	...
4	South Bahamas Conference	14	1	35	...	12	11	...	13	...	31	11	128
5	Turks and Caicos Islands Mission	2	1	1	2	4	4	10	24
Totals		29	4	35	...	27	16	4	13	...	52	53	233	1	1
6	BELIZE UNION OF CHURCHES MISSION	13	...	219	...	5	8	...	101	67	413	1	6
7	CARIBBEAN UNION CONFERENCE	30	1	253	3	133	373	793	...	27
8	East Caribbean Conference	27	138	18	21	33	237	72	...
9	Grenada Conference	12	10	6	3	2	33	20	...
10	Guyana Conference	18	1	21	20	27	8	95	28	...
11	North Caribbean Conference	22	47	2	21	20	112	3	...
12	South Caribbean Conference	49	94	23	17	63	246	74	...
13	South Leeward Mission	12	1	33	7	26	42	121	11	...
14	St Lucia Mission	14	43	10	18	47	132	30	...
15	Suriname Mission	4	3	3	2	12	1	...
16	Tobago Mission	14	41	3	9	68	135	23	...
Totals		202	3	683	95	275	658	1,916	262	27
17	CENTRAL MEXICAN UNION MISSION	5	19	5	...	29	...	3
18	Azteca Mexican Conference	16	15	7	25	...	63	19	...
19	Bajio Mexican Conference	11	10	8	20	49	72	...
20	Metropolitan Mexican Conference	15	30	10	17	...	72	4	...
21	Valley Mexican Mission	5	4	8	17	2	...
Totals		52	78	33	47	20	230	97	3
22	CUBAN UNION CONFERENCE	13	37	36	...	86	...	39
23	Central Conference	10	11	23	11	...	55
24	East Conference	17	21	13	11	...	62
25	Eastern Mission	4	6	11	10	...	31
26	West Conference	31	53	35	31	...	150
Totals		75	128	82	99	...	384	...	39
27	DOMINICAN UNION MISSION	7	...	37	...	74	5	...	23	352	498	37	105
28	Central Dominican Conference	40	...	39	...	15	10	...	18	...	8	146	276
29	East Dominican Conference	20	...	68	...	9	14	...	37	...	4	132	284
30	North Dominican Conference	20	...	48	...	40	15	...	30	...	5	68	226
31	Northeast Dominican Mission	5	...	17	...	15	15	...	5	...	3	126	186
32	South Dominican Mission	3	...	11	...	4	15	...	6	...	3	88	130
33	Southeast Dominican Mission	21	...	48	...	12	15	...	39	...	11	41	187
Totals		116	...	268	...	169	84	...	140	...	57	953	1,787	37	105
34	EAST VENEZUELA UNION MISSION	5	5	2	4	16
35	Central East Venezuela Mission	9	4	6	14	33	74	...
36	Central Venezuela Conference	8	10	11	4	64	97	105	...
37	East Venezuela Conference	18	7	6	3	34	68	73	...
38	South Central Venezuela Conference	10	6	14	7	90	127	163	...
39	Southeast Venezuela Conference	13	25	14	48	100	79	...
Totals		63	57	51	16	254	441	494	...
40	EL SALVADOR UNION MISSION	...	2	1	2	5	1	...	1	2	14	...	26
41	Central El Salvador Mission	3	1	30	1	1	10	...	11	...	2	10	69
42	East El Salvador Conference	7	1	19	1	5	13	4	10	...	1	38	99	5	...
43	Metropolitan El Salvador Conference	11	1	30	1	3	2	...	9	...	2	55	114
44	Paracentral El Salvador Conference	9	1	21	1	...	7	...	10	...	1	2	52
45	West El Salvador Mission	7	1	17	1	...	2	9	2	...	2	1	42
Totals		37	7	118	7	14	34	13	43	...	9	108	390	5	26

GENERAL STATISTICS BY DIVISIONS FOR 2011

Conference or Mission		Denominational Employees												
1	22a	22b	23a	23b	24	25a	25b	26a	26b	27	29	30	28	31
Conference or Mission	Ministerial Credentialed	Commissioned Ministerial Credentialed	Commissioned Ministry of Teaching Credentialed	Administrative Ministries Credentialed	Missionary Credentialed	Ministerial License	Commissioned Ministerial License	Commissioned Ministry of Teaching License	Administrative Ministries License	Missionary License	All Other Employees Including Part Time and Casual	Total Active Employees	Literature Evangelists (Self-employed)	Honorary/Emeritus Credentialed Employees
INTER-AMERICAN DIVISION (CONT'D)														
46 FRENCH ANTILLES-GUIANA UNION CONFERENCE	5	2	6	2	15	...	106
47 French Guiana Mission	6	4	3	1	...	19	33
48 Guadeloupe Conference	15	2	38	11	1	3	60	130	2	...
49 Martinique Conference	20	1	30	10	2	12	41	116	1	...
Totals	46	5	78	24	4	15	122	294	3	106
50 GUATEMALA UNION MISSION	4	8	12	...	31
51 Central Guatemala Mission	13	...	7	...	4	7	2	...	33	22	...
52 East Guatemala Mission	3	2	10	1	...	16	18	...
53 Metropolitan Guatemala Conference	4	...	2	...	1	6	1	3	17
54 North Guatemala Mission	4	2	15	3	24
55 South Guatemala Mission	7	2	10	...	1	8	30	40	...
56 West Guatemala Mission	11	2	11	11	7	42	25	...
Totals	46	...	9	...	21	59	3	1	...	17	18	174	105	31
57 HAITIAN UNION MISSION	12	...	57	...	51	2	...	5	...	20	536	683	...	109
58 Central Haiti Conference	31	...	15	...	13	12	8	257	...	4	10	350	198	...
59 North Haiti Mission	24	44	22	7	11	323	431	90	...
60 Northwest Haiti Mission	26	...	6	...	1	12	7	6	137	195	160	...
61 South Haiti Mission	30	...	7	...	13	10	13	4	...	4	331	412	66	...
Totals	123	...	85	...	122	58	35	277	...	34	1,337	2,071	514	109
62 HONDURAS UNION MISSION	2	7	1	2	12	...	27
63 Atlantic Honduras Conference	6	...	5	2	4	3	...	4	...	2	...	26	8	...
64 Bay Islands Conference	5	...	26	2	2	3	...	7	...	2	6	53	4	...
65 Central Honduras Conference	19	...	22	2	13	8	2	10	...	5	1	82	20	...
66 Northwest Honduras Conference	10	...	37	2	4	7	...	2	56	118	22	...
Totals	40	...	90	10	30	21	2	23	...	10	65	291	54	27
67 INTER-OCEANIC MEXICAN UNION CONFERENCE	7	19	6	...	32	...	50
68 Hidalgo Veracruz Conference	24	16	18	10	...	68	135	...
69 Isthmus Mission	7	2	12	7	...	28	39	...
70 Oaxaca Conference	10	7	14	3	...	34	39	...
71 Olmeca Conference	19	21	11	12	...	63	19	...
72 South Pacific Conference	25	19	7	3	...	54	11	...
73 South Veracruz Conference	23	17	12	7	...	59	79	...
74 Southeast Veracruz Mission	16	24	13	2	...	55	11	...
Totals	131	125	87	50	...	393	333	50
75 JAMAICA UNION CONFERENCE	22	6	72	...	206	1	...	48	...	154	182	691	...	165
76 Central Jamaica Conference	39	69	19	16	23	166	95	...
77 East Jamaica Conference	30	71	11	47	20	179	104	...
78 North East Jamaica Conference	12	34	9	46	12	113	25	...
79 North Jamaica Conference	7	16	13	18	3	57	18	...
80 West Jamaica Conference	39	1	72	12	36	5	165	19	...
Totals	149	7	72	...	468	65	...	48	...	317	245	1,371	261	165
81 NORTH COLOMBIAN UNION CONFERENCE	19	62	1	...	4	297	383	...	104
82 Atlantic Colombian Conference	13	8	10	1	21	53
83 Caribbean Colombian Mission	13	4	9	...	1	21	48
84 Colombian Islands Mission	3	4	2	9
85 East Colombian Conference	40	...	2	...	32	5	...	1	...	3	80	163
86 Northeast Colombian Conference	16	...	1	...	17	2	51	87
87 West Central Colombian Conference	23	...	1	...	6	6	...	3	3	42
Totals	127	...	4	...	133	34	...	6	...	8	473	785	...	104
88 NORTH MEXICAN UNION CONFERENCE	10	52	1	39	...	102	...	100
89 Baja California Conference	24	39	14	25	1	103	85	...
90 Gulf Mexican Conference	10	7	9	5	...	31	46	...
91 North Mexican Mission	14	13	10	19	...	56	32	...
92 North Tamaulipas Mission	12	4	4	3	...	23	19	...
93 Northeast Mexican Conference	36	41	7	7	...	91	59	...
94 Sinaloa Mexican Conference	12	22	10	5	...	49	86	...
95 Sonora Mexican Conference	16	15	3	34	38	...
96 West Mexican Conference	14	7	13	18	...	52	80	...
Totals	148	200	71	121	1	541	445	100
97 PUERTO RICAN UNION CONFERENCE	10	47	18	915	990	...	54
98 East Puerto Rico Conference	44	...	55	...	43	15	...	17	...	3	105	282
99 North Puerto Rico Conference	15	...	20	...	15	7	...	3	...	3	29	92
100 South Puerto Rico Conference	12	...	16	...	3	5	...	14	...	3	11	64
101 West Puerto Rico Conference	30	...	52	...	41	17	...	15	...	8	86	249
Totals	111	...	143	...	149	44	...	49	...	35	1,146	1,677	...	54

Conference or Mission 1	Denominational Employees													
	22a	22b	23a	23b	24	25a	25b	26a	26b	27	29	30	28	31
Conference or Mission	Ministerial Credentialed	Commissioned Minister Credentialed	Commissioned Ministry of Teaching Credentialed	Administrative Ministries Credentialed	Missionary Credentialed	Ministerial License	Commissioned Minister License	Commissioned Ministry of Teaching License	Administrative Ministries License	Missionary License	All Other Employees Including Part Time and Casual	Total Active Employees	Literature Evangelists (Self-employed)	Honorary/Emeritus Credentialed Employees

NORTH AMERICAN DIVISION (CONT'D)

8 CANADA, SDA CHURCH IN	10	25	54	...	68	...	5	3	...	30	38	233	...	85
9 Alberta Conference	35	1	37	3	6	18	5	3	...	4	10	122
10 British Columbia Conference	41	7	82	...	16	10	...	12	...	1	107	276
11 Manitoba-Saskatchewan Conference	12	3	7	...	2	9	1	32	66
12 Maritime Conference of the SDA Church, Inc	9	3	6	...	1	2	2	...	23
13 Ontario Conference	114	2	52	8	15	16	2	15	1	7	231	463
14 Quebec Conference	21	2	17	...	5	5	4	1	...	5	1	61
15 SDA Church in Newfoundland and Labrador	2	4	4	1	4	...	15
Totals	244	43	255	11	117	64	17	34	1	54	419	1,259	...	85
16 COLUMBIA UNION CONFERENCE	10	2	8	4	57	4	13,397	13,482	...	129
17 Allegheny East Conference Corporation of SDA, The	113	4	42	10	21	26	...	11	...	22	...	249
18 Allegheny West Conference	32	1	3	...	4	7	6	...	53
19 Chesapeake Conference	46	4	22	...	15	8	2	27	...	9	299	432
20 Mountain View Conference	9	...	3	1	4	8	...	1	...	3	5	34
21 New Jersey Conference of SDA, Inc	32	1	9	...	6	5	...	6	...	6	...	65	133	...
22 Ohio Conference	42	...	25	8	14	...	4	16	35	144
23 Pennsylvania Conference	34	1	25	3	21	3	...	10	1	6	118	222
24 Potomac Conference	84	7	70	19	23	25	3	29	4	14	171	449
Totals	402	20	207	45	165	82	9	100	5	70	14,025	15,130	133	129
25 LAKE UNION CONFERENCE	4	8	13	1	5,185	5,211	...	102
26 Illinois Conference	42	...	26	4	6	6	...	4	...	2	19	109
27 Indiana Conference	30	9	17	3	8	6	6	10	10	99	3	...
28 Lake Region Conference	41	...	14	3	8	7	1	7	...	9	...	90
29 Michigan Conference	95	3	78	14	39	26	...	21	1	17	...	294	3	...
30 Wisconsin Conference	25	...	24	2	9	6	5	2	...	2	4	79
Totals	237	12	159	34	83	51	12	34	1	41	5,218	5,882	6	102
31 MID-AMERICA UNION CONFERENCE	12	2	...	6	113	2	3,290	3,425	...	81
32 Central States Conference	28	...	2	3	1	3	1	5	...	7	3	53
33 Dakota Conference	18	...	7	2	6	7	...	5	...	5	5	55
34 Iowa-Missouri Conference	43	...	14	5	12	13	...	10	...	8	15	120
35 Kansas-Nebraska Conference	35	1	17	5	23	12	10	...	103
36 Minnesota Conference	26	...	21	1	8	5	5	...	66
37 Rocky Mountain Conference	42	2	38	...	17	10	...	12	4	14	10	149
Totals	204	5	99	22	180	50	1	32	4	51	3,323	3,971	...	81
38 NORTH PACIFIC UNION CONFERENCE	9	4	84	32	88	...	12	3	41	3	2,212	2,488	...	230
39 Alaska Conference	9	6	...	6	8	2	1	6	...	38
40 Idaho Conference of SDA, Inc	21	...	12	4	10	2	...	13	...	9	...	71
41 Montana Conference	17	...	16	...	5	3	1	...	2	44
42 Oregon Conference	107	5	126	11	14	10	...	14	8	31	5	331
43 Upper Columbia Conference	86	1	62	14	29	7	...	23	1	43	...	266
44 Washington Conference	64	2	71	5	25	18	2	12	1	15	7	222
Totals	313	18	371	72	179	37	14	70	53	107	2,226	3,460	...	230
45 PACIFIC UNION CONFERENCE	42	12	152	6	329	44	...	23	3	25	13,208	13,844	...	361
46 Arizona Conference	42	1	15	4	8	2	...	3	...	4	23	102	1	...
47 Central California Conference of SDA	84	3	107	7	22	15	...	10	...	24	15	287
48 Hawaii Conference	21	...	30	2	7	12	...	7	...	11	...	90
49 Nevada-Utah Conference	23	1	12	1	2	7	1	3	...	1	11	62
50 Northern California Conference of SDA	122	8	158	20	79	13	1	12	3	66	509	991
51 Southeastern California Conference	156	57	...	36	242	40	3	37	...	571
52 Southern California Conference	134	2	98	7	45	16	20	10	97	429
Totals	624	84	572	83	734	149	25	58	6	178	13,863	16,376	1	361
53 SOUTHERN UNION CONFERENCE	38	9	108	41	180	33	...	119	37,363	37,891	...	543
54 Carolina Conference	75	...	52	15	14	16	...	5	...	12	33	222	6	...
55 Florida Conference	166	39	112	...	40	29	14	29	...	40	70	539
56 Georgia-Cumberland Conference	120	2	144	17	31	9	2	18	3	17	...	363	4	...
57 Gulf States Conference	32	...	31	6	3	10	...	6	2	11	6	107
58 Kentucky-Tennessee Conference	46	2	43	...	22	5	...	8	...	4	21	151	5	...
59 South Atlantic Conference	76	...	48	4	13	16	2	9	12	180	44	...
60 South Central Conference	78	1	8	22	...	10	4	5	...	128	3	...
61 Southeastern Conference	79	...	29	5	12	15	...	8	2	7	26	183	31	...
Totals	710	53	567	88	323	122	18	126	11	215	37,531	39,764	93	543
62 SOUTHWESTERN UNION CONFERENCE	10	3	38	11	46	1	...	8	...	20	2,441	2,578	...	132
63 Arkansas-Louisiana Conference	...	33	...	11	1	16	6	1	...	19	55	142
64 Oklahoma Conference	28	1	4	...	6	11	...	4	...	5	12	71
65 Southwest Region Conference	48	...	16	...	10	10	...	10	...	6	8	108
66 Texas Conference	124	3	85	12	5	24	2	6	...	37	112	410
67 Texico Conference	26	...	12	...	8	4	50
Totals	236	40	155	34	76	66	8	29	...	87	2,628	3,359	...	132

STATISTICAL REPORT FOR 2011

Conference or Mission	Denominational Employees													
1	22a	22b	23a	23b	24	25a	25b	26a	26b	27	29	30	28	31
Conference or Mission	Ministerial Credentialed	Commissioned Minister Credentialed	Commissioned Ministry of Teaching Credentialed	Administrative Ministries Credentialed	Missionary Credentialed	Ministerial License	Commissioned Minister License	Commissioned Ministry of Teaching License	Administrative Ministries License	Missionary License	All Other Employees Including Part Time and Casual	Total Active Employees	Literature Evangelists (Self-employed)	Honorary/Emeritus Credentialed Employees

NORTH AMERICAN DIVISION (CONT'D)

68 NORTH AMERICAN DIVISION	43	4	3	45	128	3	2	30	...	258	...	15
69 Atlantic Union Conference	280	2	173	25	118	63	2	96	7	27	248	1,041	83	245
70 Canada, SDA Church in	244	43	255	11	117	64	17	34	1	54	419	1,259	...	85
71 Columbia Union Conference	402	20	207	45	165	82	9	100	5	70	14,025	15,130	133	129
72 Lake Union Conference	237	12	159	34	83	51	12	34	1	41	5,218	5,882	6	102
73 Mid-America Union Conference	204	5	99	22	180	50	1	32	4	51	3,323	3,971	...	81
74 North Pacific Union Conference	313	18	371	72	179	37	14	70	53	107	2,226	3,460	...	230
75 Pacific Union Conference	624	84	572	83	734	149	25	58	6	178	13,863	16,376	1	361
76 Southern Union Conference	710	53	567	88	323	122	18	126	11	215	37,531	39,764	93	543
77 Southwestern Union Conference	236	40	155	34	76	66	8	29	...	87	2,628	3,359	...	132
DIVISION TOTALS	3,293	281	2,561	459	2,103	687	106	579	90	860	79,481	90,500	316	1,923

NORTHERN ASIA-PACIFIC DIVISION

1 CHINESE UNION MISSION	23	73	9	258	1,892	2,255	...	22
2 China	125	4,482	...	4,607
3 Hong Kong-Macao Conference	14	21	28	125	191	379
4 Taiwan Conference	48	5	23	10	15	101	16	...
Totals	210	99	60	4,875	2,098	7,342	16	22
5 JAPAN UNION CONFERENCE	17	...	122	...	381	3	...	20	...	90	797	1,430	...	71
6 East Japan Conference	35	1	3	39
7 Okinawa Mission	6	2	8
8 West Japan Conference	17	1	4	22
Totals	75	...	122	...	383	12	...	20	...	90	797	1,499	...	71
9 KOREAN UNION CONFERENCE	154	135	17	1,076	795	2,177	...	227
10 East Central Korean Conference	158	62	47	144	52	463	45	...
11 Middlewest Korean Conference	103	25	12	38	28	206	34	...
12 North Korean Mission
13 Southeast Korean Conference	86	13	14	26	17	156	12	...
14 Southwest Korean Conference	73	15	9	36	26	159	11	...
15 West Central Korean Conference	175	39	40	61	27	342	20	...
16 KUC Jeju Attached Field	6	1	7
Totals	755	289	139	1,381	946	3,510	122	227
17 ATTACHED FIELD														
18 Mongolia Mission Field	6	5	10	3	10	34
19 NORTHERN ASIA-PACIFIC DIVISION	13	1	18	1	13	5	51
20 Chinese Union Mission	210	99	60	4,875	2,098	7,342	16	22
21 Japan Union Conference	75	...	122	...	383	12	...	20	...	90	797	1,499	...	71
22 Korean Union Conference	755	289	139	1,381	946	3,510	122	227
23 Attached Field	6	5	10	3	10	34
DIVISION TOTALS	1,059	1	122	...	794	222	...	20	...	6,362	3,856	12,436	138	320

SOUTH AMERICAN DIVISION

1 ARGENTINA UNION CONFERENCE	67	105	20	22	1,924	2,138	...	408
2 Buenos Aires Conference	51	23	16	11	151	252	2	...
3 Central Argentine Conference	39	13	21	5	217	295	15	...
4 North Argentine Conference	24	14	20	11	626	695	7	...
5 Northwest Argentine Mission	11	5	10	94	120
6 South Argentine Conference	19	16	10	5	83	133	6	...
Totals	211	176	97	54	3,095	3,633	30	408
7 BOLIVIA UNION MISSION	17	10	16	167	210	...	10
8 Central Bolivia Mission	18	1	11	1	146	177
9 East Bolivia Mission	21	6	11	2	267	307	2	...
10 West Bolivia Mission	32	1	12	4	322	371	2	...
Totals	88	18	34	23	902	1,065	4	10
11 CENTRAL BRAZIL UNION CONFERENCE	47	185	13	81	1,592	1,918	...	317
12 Central Sao Paulo Conference	49	38	9	16	325	437	7	...
13 East Sao Paulo Conference	45	35	15	20	454	569	6	...
14 Sao Paulo Conference	69	49	19	14	1,211	1,362	10	...
15 Sao Paulo Valley Conference	48	24	7	20	503	602	13	...
16 South Sao Paulo Conference	67	39	15	22	1,375	1,518	14	...
17 Southwest Sao Paulo Conference	38	23	9	14	365	449	7	...
18 West Sao Paulo Conference	51	26	10	19	776	882	31	...
Totals	414	419	97	206	6,601	7,737	88	317

GENERAL STATISTICS BY DIVISIONS FOR 2011

Conference or Mission		Denominational Employees												
1	22a	22b	23a	23b	24	25a	25b	26a	26b	27	29	30	28	31
Conference or Mission	Ministerial Credential	Commissioned Minister Credential	Commissioned Ministry of Teaching Credential	Administrative Ministries Credential	Missionary Credential	Ministerial License	Commissioned Minister License	Commissioned Ministry of Teaching License	Administrative Ministries License	Missionary License	All Other Employees Including Part Time and Casual	Total Active Employees	Literature Evangelists (Self-employed)	Honorary/Emeritus Credentialed Employees
SOUTH AMERICAN DIVISION (CONT'D)														
19 CHILE UNION MISSION	22	35	2	24	623	706	...	95
20 Central Chile Mission	11	7	10	5	109	142	1	...
21 Central South Chile Conference	30	18	8	22	413	491	1	...
22 Metropolitan Chile Conference	43	22	12	6	373	456
23 North Chile Mission	15	11	11	13	330	380	1	...
24 Pacific Chile Mission	19	11	11	4	219	264
25 South Austral Chile Mission	29	17	9	12	420	487	3	...
Totals	169	121	63	86	2,487	2,926	6	95
26 EAST BRAZIL UNION CONFERENCE	18	45	1	20	1,251	1,335	...	34
27 Central Minas Conference	20	10	46	5	250	331	8	...
28 East Minas Conference	23	7	6	6	242	284	6	...
29 Espirito Santo Conference	32	3	10	4	180	229	6	...
30 Rio de Janeiro Conference	37	12	7	9	298	363	16	...
31 Rio Fluminense Conference	31	9	13	283	336	10	...
32 South Espirito Santo Conference	32	8	179	219	6	...
33 South Minas Conference	30	3	5	5	89	132	5	...
34 South Rio Conference	40	13	10	267	330	3	...
Totals	263	89	109	59	3,039	3,559	60	34
35 ECUADOR UNION MISSION	12	1	190	203
36 North Ecuador Mission	19	1	8	2	222	252	2	...
37 South Ecuador Mission	17	3	18	1	159	198	3	...
Totals	48	5	26	3	571	653	5	...
38 NORTH BRAZIL UNION MISSION	13	14	2	15	1,089	1,133	...	14
39 Lower Amazon Conference	57	4	16	11	658	746	2	...
40 Maranhao Conference	32	24	2	360	418	1	...
41 South Maranhao Mission	18	4	18	1	156	197	2	...
42 South Para Conference	19	4	22	6	247	298	2	...
43 West Para Mission	14	2	14	5	135	170	7	...
Totals	153	28	96	40	2,645	2,962	14	14
44 NORTH PERU UNION MISSION	49	57	11	35	262	414	...	32
45 East Central Peru Conference	24	4	14	6	7	55
46 North Pacific Conference	35	7	20	1	128	191
47 North Peru Mission	30	3	20	4	139	196	21	...
48 Northeast Peru Mission	19	3	22	5	105	154	1	...
49 West Central Peru Mission	25	3	12	3	18	61	3	...
Totals	182	77	99	54	659	1,071	25	32
50 NORTHEAST BRAZIL UNION MISSION	21	9	3	43	332	408	...	19
51 Alagoas Mission	19	10	267	296
52 Bahia Conference	43	8	13	10	625	699	2	...
53 Central Bahia Conference	40	2	25	3	244	314	5	...
54 Central Pernambuco Mission	25	2	20	4	207	258	4	...
55 North Coast Conference	43	25	5	115	188	9	...
56 Northeast Brazil Mission	31	13	3	99	146	7	...
57 Pernambuco Conference	37	4	7	1	314	363
58 Sergipe Mission	16	1	11	4	126	158
59 South Bahia Conference	37	8	153	198	2	...
60 Southwest Bahia Mission	32	2	6	4	179	223	4	...
Totals	344	28	141	77	2,661	3,251	33	19
61 NORTHWEST BRAZIL UNION MISSION	8	11	1	16	10	46	...	7
62 Amazonas-Roraima Conference	31	29	319	379
63 Central Amazon Conference	27	5	19	5	280	336	3	...
64 South Rondonia Conference	16	21	12	248	297	2	...
65 West Amazon Conference	27	7	14	1	232	281	1	...
Totals	109	23	84	34	1,089	1,339	6	7
66 PARAGUAY UNION OF CHURCHES MISSION	23	24	8	13	494	562	10	7
67 SOUTH BRAZIL UNION CONFERENCE	13	11	1	21	265	311	...	121
68 Central Parana Conference	39	11	13	8	643	714	8	...
69 Central Rio Grande do Sul Conference	37	12	14	8	196	267	9	...
70 North Parana Conference	61	9	15	6	703	794	11	...
71 Rio Grande do Sul Conference	44	13	25	12	739	833	6	...
72 Santa Catarina Conference	62	10	21	17	609	719	22	...
73 South Parana Conference	39	7	9	9	580	644	6	...
74 Western Rio Grande do Sul Mission	20	1	9	1	144	175	10	...
Totals	315	74	107	82	3,879	4,457	72	121
75 SOUTH PERU UNION MISSION	11	36	22	954	1,023	...	62
76 Central Andina Mission	18	4	17	1	157	197	3	...
77 East Peru Mission	10	3	23	7	115	158
78 Lake Titicaca Mission	23	5	20	8	216	272

Conference or Mission 1	Denominational Employees													
	22a	22b	23a	23b	24	25a	25b	26a	26b	27	29	30	28	31
Conference or Mission	Ministerial Credentialed	Commissioned Ministerial Credentialed	Commissioned Ministry of Teaching Credentialed	Administrative Ministries Credentialed	Missionary Credentialed	Ministerial License	Commissioned Ministerial License	Commissioned Ministry of Teaching License	Administrative Ministries License	Missionary License	All Other Employees Including Part Time and Casual	Total Active Employees	Literature Evangelists (Self-employed)	Honorary/Emeritus Credentialed Employees

SOUTH AMERICAN DIVISION (CONT'D)

SOUTH PERU UNION MISSION (CONT'D)															
79 South Central Peru Conference	39				20	25					4	227	315		
80 South Peru Mission	24				6	15					5	211	261		
81 Southeast Peru Mission	12				2	21					8	165	208		
Totals	137				76	121					55	2,045	2,434	3	62
URUGUAY UNION OF CHURCHES MISSION															
82	18				3	6						142	169	1	
WEST CENTRAL BRAZIL UNION MISSION															
83	14				5	2					13	524	558		25
84 Central Brazil Conference	38				15	12					8	396	469	4	
85 Central Planalto Conference	40				12	16					12	526	606	7	
86 Mato Grosso Conference	44				5	15					7	479	550	8	
87 South Mato Grosso Conference	32					21					3	138	194	10	
88 Tocantins Mission	14				3	9					6	193	225	5	
Totals	182				40	75					49	2,256	2,602	34	25
SOUTH AMERICAN DIVISION															
89	41				152	8					112	2,135	2,448		
90 Argentina Union Conference	211				176	97					54	3,095	3,633	30	408
91 Bolivia Union Mission	88				18	34					23	902	1,065	4	10
92 Central Brazil Union Conference	414				419	97					206	6,601	7,737	88	317
93 Chile Union Mission	169				121	63					86	2,487	2,926	6	95
94 East Brazil Union Conference	263				89	109					59	3,039	3,559	60	34
95 Ecuador Union Mission	48				5	26					3	571	653	5	
96 North Brazil Union Mission	153				28	96					40	2,645	2,962	14	14
97 North Peru Union Mission	182				77	99					54	659	1,071	25	32
98 Northeast Brazil Union Mission	344				28	141					77	2,661	3,251	33	19
99 Northwest Brazil Union Mission	109				23	84					34	1,089	1,339	6	7
100 Paraguay Union of Churches Mission	23				24	8					13	494	562	10	7
101 South Brazil Union Conference	315				74	107					82	3,879	4,457	72	121
102 South Peru Union Mission	137				76	121					55	2,045	2,434	3	62
103 Uruguay Union of Churches Mission	18				3	6						142	169	1	
104 West Central Brazil Union Mission	182				40	75					49	2,256	2,602	34	25
DIVISION TOTALS	2,697				1,353	1,171					947	34,700	40,868	391	1,151

SOUTH PACIFIC DIVISION

1 AUSTRALIAN UNION CONFERENCE															
2 Greater Sydney Conference	48	2	58	2	10	59		35		28	250	492	2		
3 North New South Wales Conference	49	3		29	62	10				277	283	713			
4 Northern Australian Conference	14		3		2	2		10		9	12	52	5		
5 South Australian Conference	12		14		1	5		20		2	32	86			
6 South New South Wales Conference	16		6	1	1	2		4		2	22	54			
7 South Queensland Conference	59		96	3	17	6		42		12	63	298			
8 Tasmanian Conference	6		8			3		6		5	1	29			
9 Victorian Conference	42	2	75	1	3	7	10	23		20	208	391			
10 Western Australian Conference	32		13	2	6	6	1	19		29	189	297			
Totals	290	7	293	40	116	102	11	162		389	1,069	2,479	7	283	

11 NEW ZEALAND PACIFIC UNION CONFERENCE															
12 Cook Islands Mission	4		5		1	1		6		4	12	34			
13 French Polynesia Mission	9		10		13	7				13	3	55	13		
14 New Caledonia Mission	7									2	2	11			
15 North New Zealand Conference	35					14	2			9	23	83	5		
16 South New Zealand Conference	7		9		1	4		7			11	39	5		
Totals	65	1	29	2	23	26	3	20		46	56	271	23	26	

Note—Statistics for Pitcairn Island Attached Church are included on the New Zealand Pacific Union row.

17 PAPUA NEW GUINEA UNION MISSION															
18 Bougainville Mission	10	3				11		79		6		109	4		
19 Central Papua Conference	36		5		10					40		91	1		
20 Eastern Highlands Simbu Mission	42	1	22	1	6	44	4	58		4		182	19		
21 Madang Manus Mission	16	8	8		2	8	1	43		3	40	129	2		
22 Morobe Mission	18				4	1	29	24		7	6	89	9		
23 New Britain New Ireland Mission	27	1	49		8	13		33			17	148	26		
24 North East Papua Mission	9	5	12		1	6	8			1		42	10		
25 Sepik Mission	14		26			7	3	5				63	1		
26 South West Papua Mission	5		6			8					2	21	5		
27 Western Highlands Mission	58		20		9	39	3	53		4	7	193	8		
Totals	246	21	152	1	52	138	49	295		101	80	1,135	86	369	

28 TRANS PACIFIC UNION MISSION															
29 Fiji Mission	41	1	60		3	22	5	21		22	13	188	20		
30 Kiribati Mission	5		4	7						22	20	58			
31 Samoa-Tokelau Mission	20	1	14		4	14	2	32	3	17		107	1		
32 Solomon Islands Mission	40	47	650		13					293		1,043	25		
33 Tonga Mission	4		25			10		3	7			49			
34 Vanuatu Mission	15	1	33		14	13	3	23		39	26	167	21		
Totals	133	50	808	15	34	59	11	80	18	414	65	1,687	67	81	

Note—Statistics for Nauru Attached Church, Niue Attached Church, and Tuvalu Attached District are on the Trans Pacific Union row.

GENERAL STATISTICS BY DIVISIONS FOR 2011

Conference or Mission 1	Denominational Employees													
	22a	22b	23a	23b	24	25a	25b	26a	26b	27	29	30	28	31
Conference or Mission	Ministerial Credentialed	Commissioned Minister Credentialed	Commissioned Ministry of Teaching Credentialed	Administrative Ministries Credentialed	Missionary Credentialed	Ministerial License	Commissioned Minister License	Commissioned Ministry of Teaching License	Administrative Ministries License	Missionary License	All Other Employees Including Part Time and Casual	Total Active Employees	Literature Evangelists (Self-employed)	Honorary/Emeritus Credentialed Employees

SOUTH PACIFIC DIVISION (CONT'D)

35 SOUTH PACIFIC DIVISION	20	17	98	12	148	8	2	4	...	174	3,851	4,334
36 Australian Union Conference	290	7	293	40	116	102	11	162	...	389	1,069	2,479	7	283
37 New Zealand Pacific Union Conference	65	1	29	2	23	26	3	20	...	46	56	271	23	26
38 Papua New Guinea Union Mission	246	21	152	1	52	138	49	295	...	101	80	1,135	86	369
39 Trans Pacific Union Mission	133	50	808	15	34	59	11	80	18	414	65	1,687	67	81
DIVISION TOTALS	754	96	1,380	70	373	333	76	561	18	1,124	5,121	9,906	183	759

SOUTHERN AFRICA-INDIAN OCEAN DIVISION

1 BOTSWANA UNION MISSION	3	1	3	1	1	2	6	17	...	10
2 North Botswana Conference	7	4	4	4	19	2	...
3 South Botswana Conference	12	1	5	12	1	2	12	45	2	...
Totals	22	2	12	17	2	4	22	81	4	10
4 INDIAN OCEAN UNION MISSION	7	4	...	7	100	12	20	150	...	120
5 Antsiranana Mission	19	1	2	5	3	1	...	1	...	3	3	38	3	...
6 Central Malagasy Conference	43	5	61	9	33	21	7	10	...	7	13	209	66	...
7 Mahajanga Mission	11	5	5	7	3	7	9	47	5	...
8 Mauritius Conference	11	1	...	3	3	2	3	2	2	27	3	...
9 Reunion Conference	9	1	...	2	1	1	2	16
10 Seychelles Mission	2	2	1	2	1	1	9
11 South Malagasy Mission	18	1	2	2	28	20	6	5	82	7	...
Totals	120	18	70	37	172	46	10	11	...	39	55	578	84	120
12 MALAWI UNION MISSION	11	...	101	6	348	4	...	44	...	212	508	1,234	...	38
13 Central Malawi Conference	30	...	25	8	39	24	...	8	...	9	...	143	165	...
14 North Malawi Field	17	4	5	14	20	...	60	130	...
15 South Malawi Field	69	...	21	5	27	15	...	12	...	22	...	171	262	...
Totals	127	...	147	23	419	57	...	64	...	263	508	1,608	557	38
16 MOZAMBIQUE UNION MISSION	8	8	7	3	26	...	28
17 Central Mission	14	2	11	1	6	18	...	3	1	56
18 North Mission	11	2	6	3	8	5	1	36
19 North-East Mission	3	2	2	2	2	1	...	12
20 South Mission	10	2	9	1	8	13	...	1	...	44
Totals	46	16	35	7	24	31	...	10	5	174	...	28
21 NORTH-EASTERN ANGOLA UNION MISSION	4	1	1	2	5	2	15	...	19
22 East Association Mission	16	4	10	1	3	4	38
23 North Association Mission	36	1	17	22	14	10	100
Totals	56	2	22	34	1	22	16	153	...	19
24 SOUTHERN AFRICA UNION CONFERENCE	11	28	4	29	95	...	2	5	1	52	162	389	...	286
25 Cape Conference	58	5	124	1	56	35	...	53	...	33	211	576	37	...
26 KwaZulu Natal-Free State Conference	22	...	11	...	16	13	...	5	...	12	9	88	15	...
27 Lesotho Conference	4	1	10	4	2	129	150
28 Namibia Field	8	3	9	2	3	1	26	10	...
29 Swaziland Conference	5	9	...	2	2	5	3	4	3	33	42	...
30 Trans-Orange Conference	31	6	15	27	21	5	105	61	...
31 Transvaal Conference	37	6	34	...	46	14	1	28	...	35	214	415	137	...
Totals	176	55	173	32	243	107	8	91	1	162	734	1,782	302	286
32 SOUTH-WESTERN ANGOLA UNION MISSION	8	15	2	2	27	...	124
33 Central Association Mission	78	16	23	18	...	135
34 South Association Mission	42	10	6	16	...	74
Totals	128	41	31	2	34	...	236	...	124
35 ZAMBIA UNION CONFERENCE	13	3	2	...	87	2	133	18	258	...	24
36 Central Zambia Conference	40	24	19	1	4	88	690	...
37 Copperbelt Zambia Field	29	11	3	6	2	51	287	...
38 East Zambia Field	8	3	4	3	2	20	265	...
39 Luapula Zambia Field	12	4	1	1	2	20	106	...
40 North Zambia Field	5	2	6	5	2	20	63	...
41 South Zambia Conference	28	26	3	13	8	78	74	...
42 West Zambia Field	12	4	6	2	3	27	76	...
Totals	147	3	2	...	161	44	164	41	562	1,561	24
43 ZIMBABWE UNION CONFERENCE	19	95	153	91	358	...	54
44 Central Zimbabwe Conference	35	11	22	138	...	206	84	...
45 East Zimbabwe Conference	54	109	21	40	26	250	42	...
46 West Zimbabwe Conference	32	84	29	29	17	191	151	...
Totals	140	299	72	360	134	1,005	277	54
47 ATTACHED FIELD														
48 Sao Tome and Principe Mission	8	4	5	...	17	...	2

STATISTICAL REPORT FOR 2011

Conference or Mission 1	Denominational Employees													
	22a	22b	23a	23b	24	25a	25b	26a	26b	27	29	30	28	31
Conference or Mission	Ministerial Credentialed	Commissioned Ministerial Credentialed	Commissioned Ministry of Teaching Credentialed	Administrative Ministries Credentialed	Missionary Credentialed	Ministerial License	Commissioned Ministerial License	Commissioned Ministry of Teaching License	Administrative Ministries License	Missionary License	All Other Employees Including Part Time and Casual	Total Active Employees	Literature Evangelists (Self-employed)	Honorary/Emeritus Credentialed Employees

SOUTHERN AFRICA-INDIAN OCEAN DIVISION (CONT'D)

49	SOUTHERN AFRICA-INDIAN OCEAN DIVISION.....	14	5	1	...	21	12	6	59	
50	Botswana Union Mission	22	2	12	17	2	...	4	22	81	4	10	
51	Indian Ocean Union Mission	120	18	70	37	172	46	10	11	39	55	578	84	120	
52	Malawi Union Mission	127	...	147	23	419	57	...	64	263	508	1,608	557	38	
53	Mozambique Union Mission.....	46	16	35	7	24	31	10	5	174	...	28	
54	North-Eastern Angola Union Mission.....	56	2	22	34	1	...	22	16	153	...	19	
55	Southern Africa Union Conference	176	55	173	32	243	107	8	91	1	162	734	1,782	286	
56	South-Western Angola Union Mission.....	128	41	31	2	...	34	...	236	...	124	
57	Zambia Union Conference	147	3	2	...	161	44	164	41	562	1,561	24	
58	Zimbabwe Union Conference	140	299	72	360	134	1,005	277	54	
59	Attached Field	8	4	5	...	17	...	2	
DIVISION TOTALS.....		984	85	393	108	1,429	415	47	197	1	1,075	1,521	6,255	2,785	705

SOUTHERN ASIA DIVISION

1	EAST-CENTRAL INDIA UNION SECTION	9	5	13	2	119	161	309	...	55	
2	Guntur Region	12	2	4	4	22	
3	Hyderabad Metro Section	7	3	1	1	2	14	
4	North Andhra Section.....	13	3	5	2	6	9	38	7	...	
5	North Orissa Region.....	2	1	1	2	3	9	
6	North Rayalaseema Section	5	2	1	1	4	13	
7	Northeast Andhra Section	5	1	2	2	10	1	...	
8	Northwest Andhra Section	3	1	4	3	11	
9	Orissa Section	2	2	5	4	13	
10	South Andhra Section	11	9	5	4	12	14	55	3	...	
11	South Rayalaseema Section	4	2	1	2	3	12	
12	Southeast Andhra Section	2	2	2	4	8	7	25	4	...	
13	Vishaka Metro Region	2	1	2	5	
14	West Andhra Section	2	1	1	7	7	18	2	...	
Totals		79	32	13	...	14	18	173	225	554	17	55	
15	NORTHEAST INDIA UNION SECTION.....	5	4	...	1	...	4	3	17	...	20	
16	Arunachal Pradesh Region	1	2	4	...	1	4	12	
17	Assam Region	2	4	3	2	1	12	
18	Garlo Section	7	...	3	...	3	3	3	...	4	5	28	
19	Khasi Jaintia Conference.....	5	1	17	...	4	4	26	...	18	12	87	5	...	
20	Manipur Section	12	...	1	...	4	2	1	...	2	13	35	5	...	
21	Mizo Conference	22	...	8	...	5	28	55	...	11	27	156	
22	Nagaland Region	3	...	4	11	...	2	3	23	4	...	
Totals		56	2	33	...	24	37	5	103	42	68	370	14	20	
23	NORTHERN INDIA UNION SECTION.....	7	3	132	18	...	124	...	23	98	405	55	
24	Bihar Region	1	3	1	5	
25	Chhattisgarh Region	2	1	1	4	
26	Delhi Metro Region	3	3	1	7	1	...	
27	Eastern Jharkhand Section	3	1	5	9	
28	Eastern Uttar Pradesh Region.....	2	1	2	2	...	2	3	3	15	1	...	
29	Haryana Region	1	1	1	3	6	2	...	
30	Madhya Bharat Section	4	2	3	7	4	...	3	5	28	1	...	
31	North Bengal Section	10	2	2	...	2	5	7	...	2	2	32	6	...	
32	North India Section	17	2	2	1	4	1	27	6	...	
33	South Bengal Section	6	1	1	2	3	4	17	
34	Upper Ganges Section	7	2	2	7	6	3	27	3	...	
35	Western Jharkhand Section.....	6	2	2	6	6	...	4	8	34	12	...	
36	Western Uttar Pradesh Region	3	2	2	3	10	1	...	
Totals		72	16	136	...	12	51	...	143	...	58	138	626	33	55
37	SOUTH-CENTRAL INDIA UNION SECTION	7	2	190	...	88	57	344	12	
38	Bangalore Metro Conference	15	2	8	15	40	5	...	
39	Goa-West Karnataka Section	7	11	5	3	5	...	8	7	46	
40	Kolar-Chinthamani Region	1	7	11	6	17	42	
41	North Karnataka Section	5	12	1	3	5	20	46	
42	Raichur-Bellary Region	3	1	2	14	20	
43	South Karnataka Section	5	8	2	6	5	29	55	
Totals		43	31	20	31	5	190	...	114	159	593	5	12
44	SOUTHEAST INDIA UNION SECTION.....	13	44	798	274	1,129	...	60	
45	Chennai Metro Section	26	5	3	6	3	43	3	...	
46	Coimbatore Tirupur Region	5	1	6	1	...	
47	Dharmapuri Region	4	1	3	8	
48	Erode Nilgiris Section	4	2	7	3	4	20	1	...	
49	Kancheepuram-Chengalpet Section	1	1	6	1	3	12	
50	North Tamil Conference	13	1	3	13	8	38	8	...	
51	Pudukottai-Thirumayam Region	1	1	2	1	5	
52	Sivagangai Ramanathapuram Section.....	2	1	1	1	3	8	
53	South Tamil Conference	30	1	5	9	6	51	10	...	
54	Thanjavur-Karaikal Section	6	2	5	2	1	16	1	...	

GENERAL STATISTICS BY DIVISIONS FOR 2011

1 Conference or Mission	Denominational Employees														
	22a	22b	23a	23b	24	25a	25b	26a	26b	27	29	30	28	31	
Conference or Mission	Ministerial Credentialed	Commissioned Minister Credentialed	Commissioned Ministry of Teaching Credentialed	Administrative Ministries Credentialed	Missionary Credentialed	Ministerial License	Commissioned Minister License	Commissioned Ministry of Teaching License	Administrative Ministries License	Missionary License	All Other Employees Including Part Time and Casual	Total Active Employees	Literature Evangelists (Self-employed)	Honorary/Emeritus Credentialed Employees	
SOUTHERN ASIA DIVISION (CONT'D)															
SOUTHEAST INDIA UNION SECTION (CONT'D)															
55											1	4			
56						1				3		9			
57						1					1	3			
Totals	114				58	33				838	309	1,352	24	60	
SOUTHWEST INDIA UNION SECTION															
58	11	1	10		10		21	212		141	131	537	1	28	
59	5		1							3	7	16			
60	5							1			5	11			
61	3							1			3	7			
62	12				1	4				2	10	29			
63	11		1		2	16				3	16	49			
Totals	47	1	12		13	20	21	214		149	172	649	1	28	
WESTERN INDIA UNION SECTION															
64	6	1	42		2	8	4			11	20	94		11	
65	8		5		5	4	1	23		12	16	74			
66	5		38		8	3		3		28	13	98	4		
67	5		3		3	2	1	1		2	2	19	2		
68	3					1				1	1	6	2		
69					1							1			
70	1		18		2			2		30	4	57			
71	4		6		7	5		2		17	3	44	3		
72	3		3		3	2				3	3	17	1		
Totals	35	1	115		31	25	6	31		104	62	410	12	11	
ATTACHED FIELDS															
74	1				1							2			
75	1				1							2			
76	4					5				1	3	13			
Totals	6				2	5				1	3	17			
77	109	2	261		110			382		609	303	1,776	15	17	
78	79	32	13		14	18				173	225	554	17	55	
79	56	2	33		24	37	5	103		42	68	370	14	20	
80	72	16	136		12	51		143		58	138	626	33	55	
81	43	31			20	31	5	190		114	159	593	5	12	
82	114				58	33				838	309	1,352	24	60	
83	47	1	12		13	20	21	214		149	172	649	1	28	
84	35	1	115		31	25	6	31		104	62	410	12	11	
85	6				2	5				1	3	17			
DIVISION TOTALS	561	85	570		284	220	37	1,063		2,088	1,439	6,347	121	258	
SOUTHERN ASIA-PACIFIC DIVISION															
1 BANGLADESH UNION MISSION															
2	3	1	17		16	4	5	14			11	71	3		
3	7	2	23			2		11			33	78	1		
4	6	16	8		27	4		23			86	170	1		
5	4	10	10	1	2	7				15	44	93			
Totals	32	37	84	1	74	17	5	56		25	239	570	5	10	
6 CENTRAL PHILIPPINE UNION CONFERENCE															
7	25		38		30	13		14		7	12	139		41	
8	21		17		22	7		4		3		74			
9	26		32		26	11		4		8		107			
10	13		5		10	3		1			3	35			
11	7	1	5		3	5		3		2	7	33			
12	28		39		22	7		8				104			
Totals	138	1	175		345	51		53		257	343	1,363	803	41	
13 EAST INDONESIA UNION CONFERENCE															
14	15	1	11	2	5	6	3		5	2	2	52	23		
15	24	5		1	26		13				2	71	38		
16	94	15	76		15	19		35			1	255	95		
17	96		72	4	22	31		10		13		248	61		
18	9		12							7	1	29	12		
19	38	7		8	24	32	20			16	2	147	67		
20	26	11	9	1	7	13	5			3	2	77	22		
21	12		14		1	13			1	6	1	48	42		
Totals	338	39	194	16	222	114	41	45	6	172	23	1,210	360	7	
22 MYANMAR UNION MISSION															
23	11				6	11				6	5	39	17		
24	10				5	12				2	5	34	23		
25	13				9	8				5	5	40	7		
26	21				13	28				7	8	77	31		
27	4				2	6				9	7	28	20		
Totals	73				59	69				54	37	292	98	79	

Conference or Mission	Denominational Employees													
	22a	22b	23a	23b	24	25a	25b	26a	26b	27	29	30	28	31
1	Ministerial Credentialed	Commissioned Ministerial Credentialed	Commissioned Ministry of Teaching Credentialed	Administrative Ministries Credentialed	Missionary Credentialed	Ministerial License	Commissioned Ministerial License	Commissioned Ministry of Teaching License	Administrative Ministries License	Missionary License	All Other Employees Including Part Time and Casual	Total Active Employees	Literature Evangelists (Self-employed)	Honorary/Emeritus Credentialed Employees

SOUTHERN ASIA-PACIFIC DIVISION (CONT'D)

28	NORTH PHILIPPINE UNION CONFERENCE	50	...	280	...	760	8	...	43	...	230	99	1,470	...	65
29	Central Luzon Conference	72	...	117	...	53	39	...	26	...	7	4	318	371	...
30	Mountain Provinces Mission	15	...	20	...	15	5	...	2	...	4	13	74	147	...
31	Northern Luzon Mission	15	...	76	...	35	11	...	4	...	2	9	152	285	...
32	Palawan Adventist Mission	11	...	25	...	10	8	...	2	56	38	...
33	South-Central Luzon Conference	37	...	114	...	36	7	...	10	...	6	5	215	263	...
34	Southern Luzon Mission	9	...	27	...	8	7	...	8	...	4	8	71	113	...
	Totals	209	...	659	...	917	85	...	95	...	253	138	2,356	1,217	65
35	SOUTH PHILIPPINE UNION CONFERENCE	30	...	24	...	17	71	...	15
36	Davao Mission	40	...	46	...	16	10	...	3	...	11	3	129	415	...
37	Northeastern Mindanao Mission	30	...	27	...	26	1	7	...	91	241	...
38	Northern Mindanao Conference	40	...	85	...	20	4	3	80	232	695	...
39	Southern Mindanao Mission	48	60	4	34	...	146	215	...
40	Western Mindanao Conference	30	...	36	...	92	8	...	9	...	2	...	177	237	...
41	Zamboanga Peninsula Mission	17	...	15	...	23	5	11	71	142	96	...
	Totals	235	...	233	...	254	32	...	12	...	68	154	988	1,899	15
42	SOUTHEAST ASIA UNION MISSION	13	1	...	2	144	3	57	1,686	1,906	...	32
43	Cambodia Adventist Mission	9	26	7	16	20	78	25	...
44	Peninsular Malaysia Mission	15	2	16	7	16	56	16	...
45	Sabah Mission	23	83	40	39	27	212	94	...
46	Sarawak Mission	23	30	15	15	20	103	14	...
47	Singapore Conference	6	...	11	...	11	5	...	3	...	3	6	45	2	...
48	Thailand Mission	33	52	191	34	81	49	440	14	...
49	Vietnam Mission	15	143	7	165	19	...
50	Lao Attached Field	2	3	7	2	4	18	14	...
	Totals	139	53	11	2	490	270	...	3	...	220	1,835	3,023	198	32
51	WEST INDONESIA UNION MISSION	20	4	79	...	333	436
52	Central Java Mission	16	7	17	...	4	20	64	7	...
53	Central Sumatra Mission	24	...	42	6	11	12	...	169	3	267	35	...
54	East Java Conference	36	7	30	...	7	8	88	31	...
55	East Kalimantan Mission	34	5	20	...	8	6	6	17	...	5	...	101	83	...
56	Jakarta Conference	100	29	111	...	28	19	60	135	482	22	...
57	North Sumatra Mission	34	...	103	8	7	20	...	339	1	512	14	...
58	Nusa Tenggara Mission	23	7	15	...	17	6	...	5	37	110	25	...
59	South Sumatra Mission	12	12	9	...	14	1	1	...	49	8	...
60	West Java Conference	23	4	30	...	12	1	11	...	81	7	...
61	West Kalimantan Attached District	6	10	3	...	11	7	1	2	...	1	1	42	10	...
	Totals	328	85	459	14	452	80	67	667	...	18	62	2,232	242	...
62	ATTACHED FIELDS														
63	Guam-Micronesia Mission of SDA	10	113	7	110	...	240	...	10
64	Sri Lanka Mission of SDA	8	46	12	54	52	172	4	...
65	Timor-Leste Mission	2	2	3	8	5	20	1	...
	Totals	20	161	22	172	57	432	5	10
66	SOUTHERN ASIA-PACIFIC DIVISION	37	4	107	22	...	170	...	15
67	Bangladesh Union Mission	32	37	84	1	74	17	5	56	...	25	239	570	5	10
68	Central Philippine Union Conference	138	1	175	...	345	51	...	53	...	257	343	1,363	803	41
69	East Indonesia Union Conference	338	39	194	16	222	114	41	45	6	172	23	1,210	360	7
70	Myanmar Union Mission	73	59	69	54	37	292	98	79
71	North Philippine Union Conference	209	...	659	...	917	85	...	95	...	253	138	2,356	1,217	65
72	South Philippine Union Conference	235	...	233	...	254	32	...	12	...	68	154	988	1,899	15
73	Southeast Asia Union Mission	139	53	11	2	490	270	...	3	...	220	1,835	3,023	198	32
74	West Indonesia Union Mission	328	85	459	14	452	80	67	667	...	18	62	2,232	242	...
75	Attached Fields	20	161	22	172	57	432	5	10
	DIVISION TOTALS	1,549	219	1,815	33	3,081	740	113	931	6	1,261	2,888	12,636	4,827	274

TRANS-EUROPEAN DIVISION

1	ADRIATIC UNION CONFERENCE	8	2	1	7	18	19
2	Albanian Mission of SDA	4	1	1	6
3	Croatian Conference	16	1	3	20
4	Slovenian Conference	4	2	8
	Totals	32	3	3	5	9	52	19
5	BALTIC UNION CONFERENCE	3	2	1	6	27
6	Estonian Conference	8	4	...	6	1	3	22	3
7	Latvian Conference	15	8	4	27	7
8	Lithuanian Field	10	4	1	1	16	5
	Totals	36	14	...	4	6	6	1	4	71	15	...	27

GENERAL STATISTICS BY DIVISIONS FOR 2011

1 Conference or Mission	Denominational Employees													
	22a	22b	23a	23b	24	25a	25b	26a	26b	27	29	30	28	31
Conference or Mission	Ministerial Credentialed	Commissioned Minister Credentialed	Commissioned Ministry of Teaching Credentialed	Administrative Ministries Credentialed	Missionary Credentialed	Ministerial License	Commissioned Minister License	Commissioned Ministry of Teaching License	Administrative Ministries License	Missionary License	All Other Employees Including Part Time and Casual	Total Active Employees	Literature Evangelists (Self-employed)	Honorary/Emeritus Credentialed Employees
TRANS-EUROPEAN DIVISION (CONT'D)														
9 BRITISH UNION CONFERENCE	11	1	10	...	24	1	...	12	...	19	34	112	76	175
10 Irish Mission	5	1	5	11
11 North England Conference	34	1	8	1	11	14	2	7	3	9	10	100
12 Scottish Mission	5	1	2	...	8
13 South England Conference	79	4	20	...	21	14	2	7	...	51	1	199
14 Welsh Mission	5	2	7
Totals	139	6	38	1	58	36	4	26	3	81	45	437	76	175
15 DANISH UNION OF CHURCHES CONFERENCE	13	1	4	13	6	...	37	...	22
16 FINLAND UNION CONFERENCE	4	...	13	3	31	2	5	50	108	...	94
17 Finland Finnish Conference	8	5	7	3	3	3	1	30
18 Finland Swedish Conference	1	1	1	1	4
19 North Finland Mission	1	1	2
Totals	14	5	13	4	38	4	3	...	2	9	52	144	...	94
20 HUNGARIAN UNION CONFERENCE	6	3	8	1	...	1	1	6	41	67	...	18
21 Duna Conference	20	3	2	...	1	26
22 Tisza Conference	13	2	5	3	1	24
Totals	39	8	15	4	2	1	1	6	41	117	...	18
23 MIDDLE EAST UNION MISSION	7	1	5	...	17	3	...	33	...	7
24 Cyprus Section	1	2	3
25 East Mediterranean Field	4	...	24	2	22	...	1	138	53	244
26 Egypt Field	4	1	7	...	8	6	13	...	39	1	...
27 Greater Equatoria Field (South Sudan Field)	15	4	1	1	2	70	93
28 Gulf Field	4	1	1	2	2	10
29 Iraq Field	3	1	1	5
30 Sudan Field	6	1	4	1	20	32
Totals	44	7	37	3	50	12	2	138	...	19	147	459	1	7
31 NETHERLANDS UNION CONFERENCE	23	1	19	3	46	...	19
32 NORWEGIAN UNION CONFERENCE	7	1	...	7	22	2	3	5	538	585	...	13
33 East Norway Conference	15	1	3	2	...	21
34 North Norway Conference	3	1	1	...	5
35 West Norway Conference	5	1	...	1	...	1	3	...	11	2	...
Totals	30	3	...	8	22	6	1	...	3	11	538	622	2	13
36 PAKISTAN UNION SECTION	6	...	21	...	28	4	21	594	674	3	...
37 Northern Section	10	1	8	19
38 Southern Section	16	1	7	24
Totals	32	...	21	...	30	19	21	594	717	3	...
39 POLISH UNION CONFERENCE	5	1	...	1	112	119	...	10
40 East Polish Conference	11	1	1	3	3	4	23	13	...
41 South Polish Conference	14	3	1	5	5	28	14	...
42 West Polish Conference	13	1	1	1	2	3	21	19	...
Totals	43	3	5	6	10	124	191	46	10
43 SOUTH-EAST EUROPEAN UNION CONFERENCE ...	11	1	...	1	1	...	3	...	43	60	...	72
44 Macedonian Mission	5	1	...	1	2	9
45 North Conference	20	6	5	31
46 South Conference	16	1	...	10	1	...	7	35
47 West Conference	5	3	1	...	2	11	4	...
Totals	57	3	...	21	1	...	5	...	59	146	4	72
48 SWEDISH UNION OF CHURCHES CONFERENCE ...	13	7	13	2	16	5	5	17	...	78	...	21
49 ATTACHED FIELDS														
50 Greek Mission	3	1	2	6	...	4
51 Iceland Conference	2	1	1	1	1	1	1	8	...	1
52 Israel Field	5	2	2	9
Totals	10	2	1	...	2	3	1	1	3	23	...	5
53 TRANS-EUROPEAN DIVISION	14	2	13	...	28	1	5	30	93
54 Adriatic Union Conference	32	3	3	5	9	52	...	19
55 Baltic Union Conference	36	14	...	4	6	6	1	4	71	15	27
56 British Union Conference	139	6	38	1	58	36	4	26	3	81	45	437	76	175
57 Danish Union of Churches Conference	13	1	4	13	6	...	37	...	22
58 Finland Union Conference	14	5	13	4	38	4	3	...	2	9	52	144	...	94
59 Hungarian Union Conference	39	8	15	4	2	1	1	6	41	117	...	18
60 Middle East Union Mission	44	7	37	3	50	12	2	138	...	19	147	459	1	7
61 Netherlands Union Conference	23	1	19	3	46	...	19

Conference or Mission		Denominational Employees												
1	22a	22b	23a	23b	24	25a	25b	26a	26b	27	29	30	28	31
Conference or Mission	Ministerial Credentialed	Commissioned Minister, Credentialed	Commissioned Ministry of Teaching Credentialed	Administrative Ministries Credentialed	Missionary Credentialed	Ministerial License	Commissioned Minister License	Commissioned Ministry of Teaching License	Administrative Ministries License	Missionary License	All Other Employees Including Part Time and Casual	Total Active Employees	Literature Evangelists (Self-employed)	Honorary/Emeritus Credentialed Employees
TRANS-EUROPEAN DIVISION (CONT'D)														
62 Norwegian Union Conference	30	3	...	8	22	6	1	...	3	11	538	622	2	13
63 Pakistan Union Section	32	...	21	...	30	19	21	594	717	3	...
64 Polish Union Conference	43	3	5	6	10	124	191	46	10
65 South-East European Union Conference	57	3	...	21	1	...	5	...	59	146	4	72
66 Swedish Union of Churches Conference	13	7	13	2	16	5	5	17	...	78	...	21
67 Attached Fields	10	2	1	...	2	3	1	1	3	23	...	5
DIVISION TOTALS	539	59	136	25	291	141	31	165	14	186	1,646	3,233	147	502
WEST-CENTRAL AFRICA DIVISION														
1 CENTRAL AFRICAN UNION MISSION	10	77	26	5	118	...	52
2 Central African Republic Mission	4	1	3	2	3	13	4	...
3 Central-South Cameroon Conference	30	26	15	4	23	179	277
4 Chad Mission	6	10	8	24
5 East Cameroon Mission	15	15	11	43	84
6 Equatorial Guinea Mission	1	7	2	5	...	15
7 Gabon Mission	3	4	2	3	27	39
8 North Cameroon Conference	18	12	14	3	3	50
9 West Cameroon Mission	11	20	16	5	20	72
10 Republic of Congo Attached Mission Station	2	1	2	1	6
Totals	100	173	73	4	67	281	698	4	52
11 EASTERN NIGERIA UNION MISSION	11	...	66	...	126	2	...	230	...	62	318	815	...	26
12 Anambra-Imo Conference	7	5	14	2	1	29	17	...
13 East Central Conference	18	5	11	2	8	44	7	...
14 East Nigeria Conference	51	11	23	23	2	110	15	...
15 Rivers-Bayelsa Conference	38	9	10	...	32	28	...	4	...	11	73	205	19	...
16 South East Conference	4	5	3	7	2	1	22	8	...
Totals	129	14	76	...	182	85	...	234	...	102	403	1,225	66	26
17 GHANA UNION CONFERENCE	12	13	25	...	30
18 Central Ghana Conference	49	29	35	4	...	117	5	...
19 East Ghana Conference	32	10	12	2	...	56	4	...
20 Mid-West Ghana Conference	22	10	10	10	...	52	12	...
21 North Ghana Mission	7	8	13	4	...	32	30	...
22 South Central Ghana Conference	53	20	23	1	3	100
23 South Ghana Conference	46	37	42	8	20	153	60	...
24 South West Ghana Conference	19	8	6	7	...	40	31	...
Totals	240	135	141	36	23	575	142	30
25 NORTH-WESTERN NIGERIA UNION MISSION	5	5	9	6	2	27	...	22
26 Edo-Delta Conference	12	12	10	20	5	3	62	60	...
27 North East Nigeria Conference	24	24	19	17	15	18	13	130	16	...
28 North West Nigeria Conference	19	23	5	21	13	27	27	135	18	...
29 South West Nigeria Conference	28	11	20	...	9	37	24	211	...	125	135	600	14	...
30 West Nigeria Conference	52	24	251	24	31	155	249	786	46	...
Totals	140	99	20	...	303	119	83	211	...	336	429	1,740	154	22
31 SAHEL UNION MISSION	4	11	2	17	...	6
32 Benin Mission	4	3	1	7	15	7	...
33 Burkina Faso Mission	3	2	3	1	52	61
34 Cape Verde Conference	6	3	3	5	17
35 Cote d'Ivoire Conference	8	10	6	3	49	76	16	...
36 Guinea Mission Station	3	1	4
37 Guinea-Bissau Mission	2	1	3
38 Mali Mission	1	1	3	3	14	22
39 Niger Mission Station	1	1	1	4	7
40 Senegal/Mauritania Mission	3	1	1	6	11
41 Togo Mission	6	4	7	60	77	22	...
Totals	41	31	28	1	10	199	310	45	6
42 WEST AFRICAN UNION MISSION	6	4	3	13	...	7
43 Gambia Mission Station	2	5	10	17
44 Liberia Mission	12	6	...	7	...	10	55	90
45 Sierra Leone Mission	4	13	...	1	...	10	27	55
Totals	24	19	...	8	...	29	95	175	...	7
46 WEST-CENTRAL AFRICA DIVISION	47	7	25	...	162	4	...	245	...	2
47 Central African Union Mission	100	173	73	4	67	281	698	4	52
48 Eastern Nigeria Union Mission	129	14	76	...	182	85	...	234	...	102	403	1,225	66	26
49 Ghana Union Conference	240	135	141	36	23	575	142	30
50 North-Western Nigeria Union Mission	140	99	20	...	303	119	83	211	...	336	429	1,740	154	22
51 Sahel Union Mission	41	31	28	1	10	199	310	45	6
52 West African Union Mission	24	19	...	8	...	29	95	175	...	7
DIVISION TOTALS	721	120	121	...	986	465	88	453	...	584	1,430	4,968	411	145

GENERAL STATISTICS BY DIVISIONS FOR 2011

Conference or Mission 1	Denominational Employees													
	22a	22b	23a	23b	24	25a	25b	26a	26b	27	29	30	28	31
Conference or Mission	Ministerial Credentialed	Commissioned Minister Credentialed	Commissioned Ministry of Teaching Credentialed	Administrative Ministries Credentialed	Missionary Credentialed	Ministerial License	Commissioned Minister License	Commissioned Ministry of Teaching License	Administrative Ministries License	Missionary License	All Other Employees Including Part Time and Casual	Total Active Employees	Literature Evangelists (Self-employed)	Honorary/Emeritus Credentialed Employees

WORLD SUMMARY

1 General Conference	288	49	431	210	1,626	21	5	48	13	329	10,738	13,758	62	86
2 East-Central Africa Division	1,439	258	1,030	0	967	785	84	979	0	380	1,622	7,544	5,794	916
3 Euro-Africa Division	960	64	66	41	493	223	64	33	21	136	1,529	3,630	391	676
4 Euro-Asia Division	637	...	8	66	245	606	...	4	8	83	579	2,236	185	47
5 Inter-American Division	2,049	42	1,196	22	3,514	1,197	57	792	5	1,670	7,307	17,851	2,827	1,139
6 North American Division	3,293	281	2,561	459	2,103	687	106	579	90	860	79,481	90,500	316	1,923
7 Northern Asia-Pacific Division	1,059	1	122	...	794	222	...	20	...	6,362	3,856	12,436	138	320
8 South American Division	2,697	1,353	1,171	947	34,700	40,868	391	1,151
9 South Pacific Division	754	96	1,380	70	373	333	76	561	18	1,124	5,121	9,906	183	759
10 Southern Africa-Indian Ocean Division	984	85	393	108	1,429	415	47	197	1	1,075	1,521	6,255	2,785	705
11 Southern Asia Division	561	85	570	...	284	220	37	1,063	...	2,088	1,439	6,347	121	258
12 Southern Asia-Pacific Division	1,549	219	1,815	33	3,081	740	113	931	6	1,261	2,888	12,636	4,827	274
13 Trans-European Division	539	59	136	25	291	141	31	165	14	186	1,646	3,233	147	502
14 West-Central Africa Division	721	120	121	...	986	465	88	453	...	584	1,430	4,968	411	145
WORLD TOTALS 2011	17,530	1,359	9,829	1,034	17,539	7,226	708	5,825	176	17,085	153,857	232,168	18,578	8,901
WORLD TOTALS 2010	17,272	1,261	9,042	683	17,952	6,765	762	5,643	112	17,973	136,301	213,766	6,994	8,959
Net Increase (Decrease)	258	98	787	351	(413)	461	(54)	182	64	(888)	17,556	18,402	11,584	(58)

SECTION I—EDUCATIONAL INSTITUTIONS AND PRIMARY SCHOOLS

Division and Institution	Category (SDA Yearbook 2012 ed. p. 499)	Enrollment and Graduates			Teachers and Other Employees			Division and Institution	Category (SDA Yearbook 2012 ed. p. 499)	Enrollment and Graduates			Teachers and Other Employees			
		SDA Enrollment	Total Enrollment	Graduates	SDA Teachers	Total Teachers	Other Employees			SDA Enrollment	Total Enrollment	Graduates	SDA Teachers	Total Teachers	Other Employees	
		PART I—Tertiary Institutions														
Parentthesized figures after "Totals" represent the number of tertiary institutions in the divisions.																
EAST-CENTRAL AFRICA DIVISION																
Adventist University of Central Africa	C	1,251	2,958	311	45	59	19									
Adventist University of Lukanga	C	369	641	145	47	47	30									
Bugema University	C	2,292	4,439	614	151	210	119									
Ethiopian Adventist College	C	570	2,338	181	30	33	97									
The University of Arusha	C	411	1,579	426	59	60	58									
University of Eastern Africa, Baraton	G	937	1,549	577	130	130	249									
Totals (6)		5,830	13,504	2,254	462	539	572									
EURO-AFRICA DIVISION																
Adventist University of France	G	161	162	19	17	17	11									
Bogenhofen Seminary	C	53	53	3	8	8	19									
Bulgarian Theological Seminary	JC	12	14	4	1	1	1									
Friedensau Adventist University	G	140	197	41	19	21	35									
Italian Adventist College Villa Aurora	C	48	50	10	22	26	10									
Romanian Adv School of Nursing	JC	56	188	50	14	19	4									
Romanian Adv Theological Institute	C	162	168	69	24	44	36									
Sazava Theological Seminary	C	86	87	12	33	33	5									
Spanish Adventist Seminary	C	148	208	187	21	21	41									
Totals (9)		866	1,127	395	159	190	162									
EURO-ASIA DIVISION																
Ukrainian Inst of Arts and Sci (2010)	C	391	590	201	34	52	57									
Zaoksky Adventist University (2010)	G	606	620	100	35	35	51									
Totals (2) (2010)		997	1,210	301	69	87	108									
INTER-AMERICAN DIVISION																
Antillean Adventist University (2009)	G	629	955	133	42	43	103									
Belize Adventist Junior College	JC	53	95	17	10	10	3									
Central American Adv University (2010)	C	350	376	118	63	70	15									
Colombia Adventist University (2010)	C	1,072	1,385	341	74	123	53									
Cuba Adventist Seminary (2010)	JC	106	108	23	10	10	21									
Dominican Adventist University (2010)	C	1,080	2,780	280	145	162	39									
Haitian Adventist University (2010)	C	458	651	30	65	98	57									
Inter-American Adv Theol Sem (2010)	G	324	324	106	31	31	4									
Linda Vista University (2010)	C	1,099	1,260	113	27	27	74									
Montemorelos University (2010)	C	2,923	3,024	368	247	255	168									
Navoja University (2009)	C	251	321	54	48	48	37									
Northern Caribbean University (2010)	G	2,501	5,410	1,111	188	274	407									
Univ of the Southern Caribbean (2010)	C	2,196	4,093	193	185	211	142									
Venezuelan Adventist University (2006)	C	No recent report														
Totals (14)		13,042	20,782	2,887	1,135	1,362	1,123									
NORTH AMERICAN DIVISION																
Andrews University*	G	3,157	3,547	705	252	290	572									
Canadian University College	C	467	529	66	57	59	74									
Florida Hosp Coll of Health Sciences	C	442	2,662	671	76	140	145									
Griggs University*	C															
Kettering College of Medical Arts	C	107	937	273	19	63	41									
La Sierra University	G	1,292	2,199	317	188	249	243									
Loma Linda University*	G	1,964	4,521	1,546	908	1,601	1,205									
Oakwood University*	G	1,703	2,118	284	153	178	213									
Pacific Union College	G	1,127	1,567	297	92	154	198									
Southern Adventist University	G	2,619	3,200	579	206	236	330									
Southwestern Adventist University	G	668	829	156	71	73	76									
Union College	G	656	886	181	64	108	145									
Walla Walla University	G	1,422	1,831	430	152	178	184									
Washington Adventist University	G	607	1,470	282	40	134	113									
Totals (14)		16,231	26,296	5,787	2,278	3,463	3,539									
NORTHERN ASIA-PACIFIC DIVISION																
Hong Kong Adventist College	C	96	191	24	16	31	39									
Sahmyook Health University College	C	156	1,303	509	34	34	30									
Sahmyook University	G	2,336	5,739	1,109	178	178	171									
Saniku Gakuin College	C	85	251	45	28	42	22									
Taiwan Adventist College	C	154	178	70	19	20	24									
Totals (5)		2,827	7,662	1,757	275	305	286									
SOUTH AMERICAN DIVISION																
Amazonia Adventist College	C	105	105	15	7	7	...									
Bolivia Adventist University	G	887	1,669	409	125	147	7									
Brazil Adventist University																
Engenheiro Coelho Campus	C	2,144	2,868	1,342	170	212	32									
Hortolandia Campus	C	594	1,453	53	37	59	10									
Sao Paulo Campus	C	734	2,409	502	107	143	35									
Brazil-Parana College	C	198	215	42	19	27	4									
SOUTH AMERICAN DIVISION (Cont'd)																
Chile Adventist University	G	787	1,488	...	159	216	13									
Ecuador Adventist College	C	238	262	58	78	102	2									
Latin-American Adv Theol Seminary	G									
Minas Gerais Adventist College	C	91	330	70	14	23	43									
North Argentina College	C	91	154	15	52	54	17									
Northeast Brazil College	G	1,531	2,184	312	135	249	13									
Paraguay Adventist University	C	27	39	...	16	16	1									
Peruvian Union University (Lima)	G	3,264	4,381	461	345	444	44									
Juliacca Campus	G	1,303	1,723	123	96	121	4									
Tarapoto Campus	G	534	932	55	39	55	1									
River Plate Adventist University	G	2,023	2,494	366	488	656	18									
Totals (17)		14,551	22,706	3,823	1,887	2,531	244									
SOUTH PACIFIC DIVISION																
Avondale College Limited	G	855	1,462	266	76	89	93									
Fulton College	C	245	303	53	18	18	25									
Pacific Adventist University	G	595	845	120	45	46	213									
Sonoma Adventist College	C	258	311	141	24	24	20									
Totals (4)		1,953	2,921	580	163	177	351									
SOUTHERN AFRICA-INDIAN OCEAN DIVISION																
Adventist University Zurcher	C	183	226	33	33	39	39									
Angola Adventist University	C	94	94	115	10	10	20									
Helderberg College	C	232	299	62	36	40	36									
Malawi Adventist University	C	200	324	37	19	21	23									
Rusangu University	C	1,534	2,187	118	78	88	35									
Solusi University	G	879	1,866	670	81	102	230									
Totals (6)		3,122	4,996	1,035	257	300	383									
SOUTHERN ASIA DIVISION																
Flaiz Adventist College	C	129	233	72	13	45	10									
Lowry Adventist College	C	168	518	141	20	64	11									
Metas of SDA College	C	191	982	294	38	93	29									
Metas of SDA College (Nuzvid)	C	33	134	121	11	28	7									

INSTITUTIONAL STATISTICS FOR 2011

Division and Union	Schools	Enrollment and Graduates			Teachers and Other Employees		
		SDA Enrollment	Total Enrollment	Graduates	SDA Teachers	Total Teachers	Other Employees
PART 2—Worker Training Institutions							
EAST-CENTRAL AFRICA DIVISION							
East African Union Mission	6	786	2,102	993	96	105	61
Uganda Union Mission	1	53	134	40	9	14	8
Totals	7	839	2,236	1,033	105	119	69
EURO-AFRICA DIVISION							
North German Union Conference	1	11	58	...	3	5	...
EURO-ASIA DIVISION							
Ukrainian Union Conference (2010)	1	36	36	...	23	23	...
West Russian Union Conf (2010)	1	12	14	34
Totals (2010)	2	48	50	34	23	23	...
SOUTH PACIFIC DIVISION							
Australian Union Conference	1	40	55	32	3	3	2
Trans Pacific Union Mission	2	160	394	121	26	26	...
Totals	3	200	449	153	29	29	2
SOUTHERN AFRICA-INDIAN OCEAN DIVISION							
Botswana Union Mission	1	37	194	...	14	31	77
Malawi Union Mission	1	304	516	...	38	44	86
Southern Africa Union Conference	2	33	196	...	8	12	7
Zambia Union Conference	1	83	204	...	6	10	31
Totals	5	457	1,110	...	66	97	201
SOUTHERN ASIA DIVISION							
East-Central India Union Section	3	215	257	32	20	27	7
Northeast India Union Section	1	32	98	24	11	16	4
Northern India Union Section	3	168	263	36	16	26	2
South-Central India Union Section	2	67	184	33	7	12	3
Southeast India Union Section	3	260	298	36	20	25	9
Southwest India Union Section	2	57	91	15	6	11	3
Western India Union Section	3	149	198	26	12	18	7
Totals	17	948	1,389	202	92	135	35
TRANS-EUROPEAN DIVISION							
Adriatic Union Conference (2008)	1	no recent report					
Danish Un of Churches Conf (2008)	2	no recent report					
Middle East Union Mission (2007)	1	no recent report					
Pakistan Union Section (2010)	2	298	954	56	44	60	47
South-East European Un Conference	1	8	8	...	1	1	1
Totals	7	306	962	56	45	61	48
WEST-CENTRAL AFRICA DIVISION							
Central African Union Mission	2	108	245	87	38	62	18
Ghana Union Conference	3	710	1,747	609	34	88	82
North-Western Nigeria Un Miss (2009)	1	70	151	...	10	12	30
Totals	6	888	2,143	696	82	162	130
WORLD TOTALS 2011							
	48	3,697	8,397	2,174	445	631	485

Note—Dates in parentheses following the entries indicate the year of the most recent report.

Division and Institution	Schools	Enrollment and Graduates			Teachers and Other Employees		
		SDA Enrollment	Total Enrollment	Graduates	SDA Teachers	Total Teachers	Other Employees
PART 3—Secondary Schools							
EAST-CENTRAL AFRICA DIVISION							
East African Union Mission	27	2,617	3,860	...	230	264	234
East Congo Union Mission	90	4,364	11,311	456	232	784	24
Ethiopian Union Mission	7	1,425	6,199	474	91	169	196
Rwanda Union Mission	8	1,856	4,002	432	120	137	35
Tanzania Union Mission	15	4,918	7,267	1,096	246	268	301
Uganda Union Mission	29	3,137	7,156	3,501	281	488	356
West Congo Union Mission	140	7,630	21,310	...	498	1,000	...
Attached Fields	261	58,533	69,882	...	2,455	2,939	457
Totals	577	84,480	130,987	5,959	4,153	6,049	1,603
EURO-AFRICA DIVISION							
Austrian Un of Churches Conference	1	76	81	19	10	11	19
Franco-Belgian Union Conference	1	54	137	12	16	19	3
North German Union Conference	1	4	26	...	3	7	1
EURO-AFRICA DIVISION (Cont'd)							
Portuguese Un of Churches Conference	1	17	40	...	13	20	2
Romanian Union Conference	6	666	807	159	72	97	59
South German Union Conference	1	114	671	97	36	70	36
Spanish Union of Churches Conference	3	190	436	400	39	49	68
Swiss Union Conference	1	3	20	5	4	5	1
Totals	15	1,124	2,218	692	193	278	189
EURO-ASIA DIVISION							
Southern Union Mission	1	4	62	...	3	11	13
Ukrainian Union Conference	1	34	42	...	7	11	2
West Russian Union Conference	3	198	330	34	53	70	12
Totals	5	236	434	34	63	92	27
INTER-AMERICAN DIVISION							
Atlantic Caribbean Union Mission	4	360	763	130	57	58	26
Belize Union of Churches Mission	5	494	1,299	163	93	93	29
Caribbean Union Conference	14	2,027	3,415	547	235	240	77
Central Mexican Union Mission	5	309	545	133	58	61	18
Dominican Union Mission	31	1,092	4,069	606	215	239	144
East Venezuela Union Mission	12	949	2,698	458	138	212	72
El Salvador Union Mission	17	715	2,360	390	103	108	25
French Antilles-Guiana Un Conference	3	645	1,523	305	72	123	60
Guatemala Union Mission	20	639	1,896	176	154	186	57
Haitian Union Mission	27	1,456	4,624	721	298	478	77
Honduras Union Mission	8	1,580	4,176	600	142	150	38
Inter-Oceanic Mexican Un Conference	27	1,566	3,247	979	304	332	94
Jamaica Union Conference	8	699	2,055	89	123	133	33
North Colombian Union Conference	15	1,312	3,203	359	166	183	48
North Mexican Union Conference	29	1,385	2,852	614	310	320	77
Puerto Rican Union Conference	13	963	2,453	228	129	129	70
South Central American Un Conference	20	1,656	4,096	512	225	243	103
South Colombian Union Mission	13	960	2,412	191	139	152	29
South Mexican Union Conference	31	2,403	3,765	660	328	339	84
Venezuela-Antilles Union Mission	15	970	4,100	655	122	252	111
Totals	317	22,180	55,551	8,516	3,411	4,031	1,272
NORTH AMERICAN DIVISION							
Atlantic Union Conference	8	670	775	162	143	143	40
Canada, SDA Church in	9	672	795	166	148	148	59
Columbia Union Conference	9	1,062	1,219	330	210	214	73
Lake Union Conference	9	1,427	1,489	571	160	161	79
Mid-America Union Conference	8	531	573	176	117	122	41
North Pacific Union Conference	14	1,378	1,539	419	229	231	128
Pacific Union Conference	33	2,909	3,752	971	713	713	276
Southern Union Conference	12	1,829	1,974	515	304	307	102
Southwestern Union Conference	7	603	751	204	136	136	49
Totals	109	11,081	12,867	3,514	2,160	2,175	847
*General Conference institution is listed in the division where the home campus is located.							
NORTHERN ASIA-PACIFIC DIVISION							
Chinese Union Mission	6	132	2,837	198	110	246	87
Japan Union Conference	3	285	468	166	58	58	31
Korean Union Conference	8	3,149	5,755	1,917	358	358	59
Totals	17	3,566	9,060	2,281	526	662	177
SOUTH AMERICAN DIVISION							
Argentina Union Conference	31	2,267	5,443	488	639	773	87
Bolivia Union Mission	30	2,426	5,800	1,053	251	393	489
Central Brazil Union Conference	45	2,196	7,464	1,958	572	736	1,120
Chile Union Mission	26	2,697	6,879	1,463	391	467	374
East Brazil Union Conference	12	730	1,326	318	115	134	215
Ecuador Union Mission	10	735	1,765	269	105	160	38
North Brazil Union Mission	10	647	1,823	434	129	164	282
North Peru Union Mission	25	2,323	4,036	695	256	307	81
Northeast Brazil Union Mission	16	805	2,389	598	182	263	335
Northwest Brazil Union Mission	7	604	1,268	347	80	102	106
Paraguay Union of Churches Mission	3	66	131	48	22	25	33
South Brazil Union Conference	31	1,739	4,615	1,206	377	503	890
South Peru Union Mission	37	3,386	5,876	937	378	448	101
Uruguay Union of Churches Mission	1	66	186	14	7	12	42
West Central Brazil Union Mission	20	797	2,593	645	209	326	426
Totals	304	21,484	51,594	10,473	3,713	4,813	4,619
SOUTH PACIFIC DIVISION							
Australian Union Conference	26	1,568	4,636	634	346	401	97
New Zealand Pacific Un Conference	5	331	623	140	57	71	28
Papua New Guinea Union Mission	7	2,630	3,336	132	103	107	39
Trans Pacific Union Mission	28	4,988	5,958	504	289	300	69
Totals	66	9,517	14,553	1,410	795	879	233

STATISTICAL REPORT FOR 2011

Division and Institution	Schools	Enrollment and Graduates			Teachers and Other Employees		
		SDA Enrollment	Total Enrollment	Graduates	SDA Teachers	Total Teachers	Other Employees
PART 3—Secondary Schools (Cont'd)							
SOUTHERN AFRICA-INDIAN OCEAN DIVISION							
Botswana Union Mission	2	24	120	33	15	15	11
Indian Ocean Union Mission	58	4,269	13,315	437	396	674	123
Malawi Union Mission	7	723	1,084	306	56	58	68
Mozambique Union Mission	4	214	3,049	1,705	83	178	24
North-Eastern Angola Union Mission ..	5	67	2,998	612	161	227	33
Southern Africa Union Conference	9	598	2,743	289	99	147	68
South-Western Angola Union Mission ..	6	408	2,774	...	140	355	18
Zambia Union Conference	4	1,263	2,454	589	89	99	56
Zimbabwe Union Conference	39	3,642	8,391	200	238	372	144
Totals	134	11,208	36,928	4,171	1,277	2,125	545
SOUTHERN ASIA DIVISION							
East-Central India Union Section	29	3,561	12,242	738	321	683	208
Northeast India Union Section	11	1,287	7,814	368	190	232	81
Northern India Union Section	11	1,237	7,831	679	298	451	177
South-Central India Union Section	19	1,686	15,897	1,165	293	653	147
Southeast India Union Section	54	4,879	48,649	2,236	991	2,698	638
Southwest India Union Section	23	1,386	10,189	831	274	731	259
Western India Union Section	13	2,031	31,631	1,104	324	1,028	212
Totals	160	16,067	134,253	7,121	2,691	6,476	1,722
SOUTHERN ASIA-PACIFIC DIVISION							
Bangladesh Union Mission	4	2,047	2,634	216	155	157	74
Central Philippine Union Conference ..	4	950	1,202	294	58	58	18
East Indonesia Union Conference	18	1,247	2,536	781	256	320	67
Myanmar Union Mission	9	1,722	3,210	314	140	151	...
North Philippine Union Conference	13	2,117	3,193	752	181	181	43
South Philippine Union Conference	8	1,361	1,759	408	99	99	19
Southeast Asia Union Mission	10	894	3,227	515	211	233	134
West Indonesia Union Mission	25	1,650	3,281	1,252	352	533	83
Attached Fields	11	376	4,955	437	173	378	94
Totals	102	12,364	25,997	4,969	1,625	2,110	532
TRANS-EUROPEAN DIVISION							
Adriatic Union Conference	1	51	145	16	10	25	15
British Union Conference	3	170	408	93	48	59	50
Danish Union of Churches Conference ..	7	73	362	106	46	69	20
Finland Union Conference	2	50	119	17	12	15	9
Middle East Union Mission	6	182	617	131	49	150	38
Norwegian Union Conference	1	235	498	143	74	97	33
Pakistan Union Section	8	244	1,503	135	63	89	47
South-East European Un Conference ..	1	39	61	12	5	17	7
Swedish Un of Churches Conference ..	1	20	33	10	10	14	16
Attached Fields	1	4	21	4	2	5	2
Totals	31	1,068	3,767	667	319	540	237
WEST-CENTRAL AFRICA DIVISION							
Central African Union Mission	18	5,004	10,783	2,260	434	810	261
Eastern Nigeria Union Mission	4	1,834	3,529	...	132	164	195
Ghana Union Conference	14	3,949	13,393	2,504	208	618	457
North-Western Nigeria Union Mission ..	6	1,035	2,842	...	104	160	98
Sahel Union Mission	6	203	1,350	59	43	109	39
West African Union Mission	13	1,215	10,935	858	129	390	116
Totals	61	13,240	42,832	5,681	1,050	2,251	1,166
WORLD TOTALS 2011	1,898	207,615	521,041	55,488	21,976	32,481	13,169

WORLD TOTALS 2011 1,898 207,615 521,041 55,488 21,976 32,481 13,169

Division and Union	Schools	Enrollment		Teachers and Other Employees		
		SDA Enrollment	Total Enrollment	SDA Teachers	Total Teachers	Other Employees
PART 4—Primary Schools*						
EAST-CENTRAL AFRICA DIVISION						
East African Union Mission	71	6,558	13,392	650	770	282
East Congo Union Mission	176	9,317	22,064	555	1,076	19
Ethiopian Union Mission	33	2,338	10,330	255	383	129
Rwanda Union Mission	47	12,878	36,910	468	606	52
Tanzania Union Mission	11	1,100	2,168	99	136	152
Uganda Union Mission (2010)	140	23,900	58,404	563	1,474	802
West Congo Union Mission	267	7,035	44,120	1,386	1,557	...
Attached Fields	525	135,505	167,126	3,546	4,281	587
Totals	1,270	198,631	354,514	7,522	10,283	2,023

Division and Union	Schools	Enrollment		Teachers and Other Employees		
		SDA Enrollment	Total Enrollment	SDA Teachers	Total Teachers	Other Employees
EURO-AFRICA DIVISION						
Austrian Union of Churches Conference	5	96	156	49	52	2
Czecho-Slovakian Union Conference ..	1	31	75	5	9	3
Franco-Belgian Union Conference	1	64	133	8	8	4
North German Union Conference	2	5	68	4	10	9
Portuguese Un of Churches Conference	4	113	377	37	45	27
Romanian Union Conference	8	292	600	79	100	28
South German Union Conference	5	44	69	23	23	...
Spanish Union of Churches Conference	4	422	762	42	51	68
Swiss Union Conference	1	2	10	2	2	1
Totals	31	1,069	2,250	249	300	142
EURO-ASIA DIVISION						
Southern Union Mission (2010)	1	4	79	4	7	7
Ukrainian Union Conference (2010)	1	25	52	8	9	6
West Russian Union Conference (2010)	3	58	125	23	28	4
Totals (2010)	5	87	256	35	44	17
INTER-AMERICAN DIVISION						
Atlantic Caribbean Union Mission	3	310	492	28	29	9
Belize Union of Churches Mission	20	1,128	3,717	178	178	18
Caribbean Union Conference	38	4,031	7,569	420	436	127
Central Mexican Union Mission	5	255	539	53	57	12
Dominican Union Mission	68	3,299	10,665	511	571	297
East Venezuela Union Mission	11	572	1,851	90	116	51
El Salvador Union Mission	26	1,277	3,502	180	194	46
French Antilles-Guiana Un Conference ..	9	927	1,861	77	79	77
Guatemala Union Mission	28	1,193	3,271	204	231	62
Haitian Union Mission	53	5,526	10,000	190	200	92
Honduras Union Mission	24	845	3,276	163	209	51
Inter-Oceanic Mexican Un Conference ..	44	2,166	4,429	313	330	84
Jamaica Union Conference	18	1,419	2,937	175	177	88
North Colombian Union Conference	23	1,288	3,422	159	165	65
North Mexican Union Conference	28	1,791	3,502	244	251	70
Puerto Rican Union Conference	13	1,001	2,310	120	120	44
South Central American Un Conference	40	1,984	5,745	366	383	91
South Colombian Union Mission	20	1,229	2,944	149	158	23
South Mexican Union Conference	42	2,931	4,606	328	335	56
Venezuela-Antilles Union Mission	20	1,281	4,529	196	201	87
Totals	533	34,453	81,167	4,144	4,420	1,450
NORTH AMERICAN DIVISION						
Atlantic Union Conference	52	2,171	3,141	237	238	89
Canada, SDA Church in	37	1,648	2,638	179	181	87
Columbia Union Conference	83	3,047	4,079	351	359	181
Griggs International Academy**	1	570	570	9	10	20
Lake Union Conference	80	2,142	2,698	204	206	119
Mid-America Union Conference	68	1,359	1,758	170	173	58
North Pacific Union Conference	93	3,399	4,882	368	370	207
Pacific Union Conference	99	6,290	8,657	345	346	216
Southern Union Conference	155	6,098	7,858	583	585	189
Southwestern Union Conference	61	2,239	2,718	196	198	61
Totals	729	28,963	38,999	2,642	2,666	1,227
**General Conference institution is listed in the division where the home campus is located.						
NORTHERN ASIA-PACIFIC DIVISION						
Chinese Union Mission	1	11	34	11	20	12
Japan Union Conference	10	58	730	60	60	14
Korean Union Conference	10	641	4,301	153	153	37
Totals	21	710	5,065	224	233	63
SOUTH AMERICAN DIVISION						
Argentina Union Conference	64	3,909	13,520	857	932	142
Bolivia Union Mission	33	1,501	4,549	259	347	107
Central Brazil Union Conference	77	9,535	44,951	1,930	2,135	1,579
Chile Union Mission	40	5,156	16,932	636	693	586
East Brazil Union Conference	32	3,020	10,417	536	606	508
Ecuador Union Mission	18	960	2,222	133	170	35
North Brazil Union Mission	33	3,976	13,416	527	604	599
North Peru Union Mission	28	2,591	4,832	276	302	44
Northeast Brazil Union Mission	37	3,801	14,743	686	814	538
Northwest Brazil Union Mission	25	2,667	8,740	335	394	317
Paraguay Union of Churches Mission ..	13	431	1,701	112	136	25
South Brazil Union Conference	75	6,494	29,288	1,266	1,473	1,230
South Peru Union Mission	49	3,787	8,234	450	512	93
Uruguay Union of Churches Mission ..	8	149	678	73	94	11
West Central Brazil Union Mission	36	3,064	13,410	536	727	520
Totals	568	51,041	187,633	8,612	9,939	6,334
SOUTH PACIFIC DIVISION						
Australian Union Conference	43	2,232	6,577	336	373	139
New Zealand Pacific Union Conference ..	19	788	1,456	74	92	41
Papua New Guinea Union Mission	96	17,803	21,837	608	627	20
Trans Pacific Union Mission	142	14,071	18,446	712	723	29
Totals	300	34,894	48,316	1,730	1,815	229

INSTITUTIONAL STATISTICS FOR 2011

Division and Union	Schools	Enrollment		Teachers and Other Employees			Division and Union	Schools	Enrollment		Teachers and Other Employees		
		SDA Enrollment	Total Enrollment	SDA Teachers	Total Teachers	Other Employees			SDA Enrollment	Total Enrollment	SDA Teachers	Total Teachers	Other Employees
PART 4--Primary Schools* (Cont'd)							SOUTHERN ASIA-PACIFIC DIVISION (Cont'd)						
SOUTHERN AFRICA-INDIAN OCEAN DIVISION							South Philippine Union Conference						
Botswana Union Mission	1	191	392	24	24	4	72	4,774	11,079	444	444	...	
Indian Ocean Union Mission	78	3,060	11,898	357	364	26	27	1,629	5,228	287	326	103	
Malawi Union Mission	9	2,389	3,298	77	77	3	105	3,781	10,564	605	670	...	
Mozambique Union Mission	4	158	896	57	79	32	29	390	4,168	165	266	8	
North-Eastern Angola Union Mission	5	221	3,311	59	73	13	Totals	823	31,366	77,540	3,567	3,973	330
South-Western Angola Union Mission	6	350	1,871	100	163	...	TRANS-EUROPEAN DIVISION						
Southern Africa Union Conference	20	1,734	6,174	217	244	80	British Union Conference						
Zambia Union Conference	22	2,226	4,840	177	250	22	8	351	663	38	53	26	
Zimbabwe Union Conference	67	6,490	24,072	451	695	59	7	47	479	28	53	23	
Totals	212	16,819	56,752	1,519	1,969	239	4	61	321	18	31	8	
SOUTHERN ASIA DIVISION							Finland Union Conference						
East-Central India Union Section	19	731	6,927	80	187	55	6	32	1,934	50	199	37	
Northeast India Union Section	18	1,365	7,839	120	292	76	1	2	126	...	6	2	
Northern India Union Section	38	2,107	6,731	221	405	55	11	172	440	58	82	22	
South-Central India Union Section	4	138	3,389	61	145	50	13	521	2,235	71	89	52	
Southeast India Union Section	14	539	7,326	190	291	218	1	26	214	15	22	17	
Southwest India Union Section	8	209	1,709	71	156	47	1	5	21	1	5	2	
Western India Union Section	5	302	2,693	53	109	42	Totals	52	1,217	6,433	279	540	189
Totals	106	5,391	36,614	796	1,585	543	WEST-CENTRAL AFRICA DIVISION						
SOUTHERN ASIA-PACIFIC DIVISION							Central African Union Mission						
Bangladesh Union Mission	148	1,988	5,605	267	281	20	31	4,581	7,150	189	189	39	
Central Philippine Union Conference	71	3,128	6,732	264	264	36	73	1,929	9,425	188	403	114	
East Indonesia Union Conference	141	8,327	16,661	805	948	104	Ghana Union Conference	899	33,815	142,274	1,904	5,041	625
Myanmar Union Mission	69	402	3,110	116	160	...	North-Western Nigeria Un Miss (2007)	36	
North Philippine Union Conference	161	6,947	14,393	614	614	59	Sahel Union Mission	19	340	3,999	120	133	29
							Sahel Union Mission						
							Tots						
							1,165						
							44,286						
							189,126						
							2,705						
							6,589						
							854						
							WORLD TOTALS 2011						
							5,815						
							448,927						
							1,084,665						
							34,024						
							44,356						
							13,640						

Note—Dates in parentheses following the entries indicate the year of the most recent report.

Summary of Educational Institutions and Primary Schools	Institutions and Primary Schools	Enrollment				Graduates				Teachers				Other Employees
		Primary	Secondary	Worker Training	Tertiary	Primary	Secondary	Worker Training	Tertiary	Primary	Secondary	Worker Training	Tertiary	
Tertiary Institutions	112	136,548	25,230	11,595	8,008
Worker Training Institutions	48	8,397	2,174	631	...	485
Secondary Schools	1,898	...	521,041	55,488	32,481	13,169
Institutional Totals	2,058	...	665,986	82,892	44,707	21,662
Primary Schools*	5,815	1,084,665	44,356	13,640
WORLD TOTALS 2011	7,873	...	1,750,651	82,892	89,063	35,302
WORLD TOTALS 2010	7,806	...	1,668,754	81,590	86,845	34,847

*Not included in the institutional totals.

SECTION II—HEALTHCARE INSTITUTIONS

Division and Institution	Location	Beds	Average Daily Census (Inpatients)	Admissions (Inpatients)	Outpatient Visits	SDA Employees	Other Employees	Total Employees	Charity Dollars
PART 1—Hospitals and Sanitariums									
									US\$
Parenthesized figures after "Totals" represent the number of hospitals and sanitariums in the divisions.									
EAST-CENTRAL AFRICA DIVISION									
Baraton Jeremic Community Medical Centre	Eldoret, Kenya	30	25	656	8,870	26	2	28	23,000
Gimble Hospital	Gimble, Wollega, Ethiopia	72	65	5,123	24,045	182	20	202	...
Heri Adventist Hospital	Kigoma, United Republic of Tanzania	113	30	4,130	9,802	113	124	237	...
Ishaka Adventist Hospital	Bushenyi, Uganda	108	32	11,798	24,016	81	27	108	2,877
Kendu Adventist Hospital	Kendu Bay, Kenya	170	40	3,910	19,857	188	15	203	...
Mugonero Hospital	Kibuye, Rwanda	140	120	3,091	19,550	65	58	123	...
SDA Surgical Clinic - Lubumbashi	Lubumbashi, Dem Rep of the Congo	95	21	656	1,041	42	...	42	...
Songa Adventist Hospital (2009)	D/S Kamina, Dem Rep of the Congo	95	30	625	794	43	...	43	300
Totals (8)		823	363	29,989	107,975	740	246	986	26,177
EURO-AFRICA DIVISION									
Berlin Hospital	Berlin, Germany	200	181	14,066	45,913	134	469	603	2,000
Lake Geneva Sanitarium	Gland, Switzerland	94	85	1,452	2,714	47	117	164	...
Totals (2)		294	266	15,518	48,627	181	586	767	2,000
INTER-AMERICAN DIVISION									
Adventist Hospital of Haiti (2010)	Port-au-Prince, Haiti	70	250	23,500	40,000	154	14	168	10,000,000
Adventist Sanitarium - ACFE (2009)	Mexico	14	3	924	7,539	28	8	36	35,000
Andrews Memorial Hospital (2010)	Kingston, Jamaica	63	35	2,981	26,778	123	77	200	84,909
Antillean Adventist Hospital (2010)	Curacao, Netherlands Antilles	47	42	1,654	18,688	73	46	119	31,600
Bella Vista Hospital (2010)	Mayaguez, Puerto Rico	157	144	9,220	9,817	225	590	815	162,888
Community Hospital of Seventh-day Adv (2009)	Port of Spain, Trinidad	44	36	1,125	18,170	89	80	169	12,407
Davis Memorial Clinic and Hospital (2010)	Georgetown, Guyana	40	17	1,225	5,952	59	15	74	13,760
La Loma Luz Adventist Hospital (2010)	Santa Elena, Belize	21	3	610	7,350	29	21	50	...
Montemorelos University Hospital (2009)	Montemorelos, Mexico	30	10	1,149	47,541	170	7	177	23,552
Southeast Hospital(2010)	Villahermosa, Tabasco, Mexico	39	6	2,308	9,802	127	10	137	137,708
Valley of the Angels Hospital (2010)	Tegucigalpa, Honduras	30	7	232	5,518	32	17	49	230
Venezuela Adventist Hospital (2010)	Barquisimeto, Venezuela	8	2	635	86,520	56	69	125	5,862
Vista del Jardin Medical Center (2009)	Santo Domingo, Dominican Republic	21	12	4,398	38,901	109	85	194	19,190
Totals (13)		584	567	49,961	322,576	1,274	1,039	2,313	10,527,106
NORTH AMERICAN DIVISION									
Adventist Behavioral Health Rockville (2010)	Rockville, Maryland, USA	281	173	3,224	7,286	11	597	608	228,933
Adventist Bolingbrook Hospital	Bolingbrook Illinois, USA	138	53	5,590	80,691	43	637	680	4,126,659
Adventist GlenOaks Hospital	Glendale Heights, Illinois, USA	146	85	5,448	34,095	17	618	635	3,113,174
Adventist Hinsdale Hospital	Hinsdale, Illinois, USA	302	159	12,842	208,117	239	2,328	2,567	3,037,985
Adventist La Grange Memorial Hospital	La Grange, Illinois, USA	205	110	8,626	108,291	20	1,107	1,127	2,896,066
Adventist Medical Center	Portland, Oregon, USA	302	119	11,531	130,706	355	1,187	1,542	19,479,153
Adventist Rehab Hospital of Maryland, Inc (2010)	Rockville, Maryland, USA	77	57	1,631	24,699	8	258	266	500,004
Avista Adventist Hospital	Louisville, Colorado, USA	114	39	4,390	59,883	1,777,479
Bert Fish Medical Center, Incorporated (2010)	New Smyrna Beach, Florida, USA	112	23	1,878	76,768	...	761	761	...
Castle Medical Center	Kailua, Hawaii, USA	160	89	7,139	106,854	47	729	776	1,592,298
Central Texas Medical Center	San Marcos, Texas, USA	178	44	4,637	121,282	8	629	637	10,045,532
Central Valley General Hospital	Hanford, California, USA	49	11	2,083	490,807	35	671	706	7,405,461
Chippewa Valley Hosp and Oakview Care Center	Durand, Wisconsin, USA	83	52	494	24,863	3	173	176	49,360
Emory Adventist Hospital	Smyrna, Georgia, USA	88	21	1,758	86,547	43	384	427	4,820,769
Feather River Hospital	Paradise, California, USA	100	58	5,399	258,010	112	820	932	4,818,875
Florida Hospital	Orlando, Florida, USA	2,247	1,614	122,729	2,365,224	2,163	15,543	17,706	121,738,833
Florida Hospital Carrollwood	Tampa, Florida, USA	120	51	4,769	48,968	497	3,418,432
Florida Hospital Connerton Long Term Acute Care	Land O' Lakes, Florida, USA	50	44	599	217	...
Florida Hospital DeLand	DeLand, Florida, USA	156	87	8,098	115,852	25	899	924	9,540,862
Florida Hospital Fish Memorial	Orange City, Florida, USA	139	101	8,394	120,383	39	975	1,014	7,807,565
Florida Hospital Flagler, Incorporated	Palm Coast, Florida, USA	99	69	6,270	233,121	14	942	956	5,597,602
Florida Hospital Heartland Medical Center	Sebring, Florida, USA	234	155	12,406	287,302	94	1,332	1,426	6,211,041
Florida Hospital Memorial Medical Center	Daytona Beach, Florida, USA	277	145	12,499	81,221	26	1,756	1,782	8,690,016
Florida Hospital—Oceanside	Ormond Beach, Florida, USA	119	25	687	17,031	1,002,768
Florida Hospital Tampa	Tampa, Florida, USA	475	307	22,266	152,406	2,546	15,626,813
Florida Hospital Waterman, Incorporated	Tavares, Florida, USA	204	147	13,638	114,816	66	1,579	1,645	6,779,157
Florida Hospital Zephyrhills, Incorporated	Zephyrhills, Florida, USA	139	107	10,203	139,425	55	997	1,052	7,561,696
Frank R Howard Memorial Hospital	Willits, California, USA	25	133	1,314	25,430	9	214	223	1,694,548
Glendale Adventist Medical Center	Glendale, California, USA	457	302	19,338	265,123	278	1,705	1,983	51,339,028
Gordon Hospital	Calhoun, Georgia, USA	69	51	4,494	119,027	60	659	719	6,608,141
Grandview Medical Center (2010)	Dayton, Ohio, USA	203	121	7,991	216,269	36	1,161	1,197	11,428,289
Hackettstown Community Hospital (2010)	Hackettstown, New Jersey, USA	111	55	5,501	44,217	674	9,871,120
Hanford Community Medical Center	Hanford, California, USA	199	127	11,683	237,748	92	1,220	1,312	15,842,423
Helen Ellis Memorial Hospital	Tarpon Springs, Florida, USA	168	66	5,295	36,840	5	629	634	2,854,599
Huguley Memorial Medical Center	Burleson, Texas, USA	213	111	9,412	176,379	18	29	47	14,061,048
Jellico Community Hospital, Incorporated	Jellico, Tennessee, USA	54	18	1,765	51,794	14	333	347	1,030,052
Kettering Behavioral Medicine Center (2010)	Dayton, Ohio, USA	56	32	2,144	...	10	81	91	...
Kettering Medical Center (2010)	Kettering, Ohio, USA	415	230	19,168	245,883	232	2,875	3,107	11,414,326

INSTITUTIONAL STATISTICS FOR 2011

Division and Institution	Location	Beds	Average Daily Census (Inpatients)	Admissions (Inpatients)	Outpatient Visits	SDA Employees	Other Employees	Total Employees	Charity Dollars
PART 1—Hospitals and Sanitariums (Cont'd)									
US\$									
NORTH AMERICAN DIVISION (Cont'd)									
Littleton Adventist Hospital	Littleton, Colorado, USA	231	114	10,148	121,642	8,050,376
Loma Linda Univ Behavioral Medical Center, Inc	Redlands, California, USA	89	72	4,340	24,381	108	231	339	1,209,708
Loma Linda University Medical Center*	Loma Linda, California, USA	815	592	32,017	808,971	2,298	5,158	7,456	72,452,549
Manchester Memorial Hospital	Manchester, Kentucky, USA	63	32	3,339	162,393	19	529	548	3,422,087
Metropolitan Adventist Hospital, Incorporated	Killeen, Texas, USA	220	87	9,066	123,124	17	1,427	1,444	10,610,673
Park Ridge Health (Fletcher Hospital, Inc)	Hendersonville, North Carolina, USA	103	60	4,014	349,567	133	1,042	1,175	2,898,770
Parker Adventist Hospital	Parker, Colorado, USA	134	72	7,239	97,466	2,019,057
Parkview Adventist Medical Center (2010)	Brunswick, Maine, USA	55	12	1,106	66,665	36	176	212	1,113,910
Porter Adventist Hospital	Denver, Colorado, USA	368	141	10,782	131,070	11,416,114
Rollins Brook Community Hospital	Lampasas, Texas, USA	25	10	759	16,661	1,445,415
San Joaquin Community Hospital	Bakersfield, California, USA	255	217	20,815	76,644	84	1,595	1,679	22,580,020
Shady Grove Adventist Hospital	Rockville, Maryland, USA	339	26,238,379
Shawnee Mission Medical Center	Shawnee Mission, Kansas, USA	504	213	20,520	445,762	77	2,889	2,966	12,583,338
Simi Valley Hospital and Health Care Services	Simi Valley, California, USA	144	68	5,540	77,069	20	629	649	5,122,246
Sonora Regional Medical Center	Sonora, California, USA	152	120	5,092	288,455	51	973	1,024	3,492,836
Southview Hospital (2010)	Centerville, Ohio, USA	114	50	4,594	71,488	12	393	405	6,054,346
St Helena Hospital and Health Center	St. Helena, California, USA	242	126	8,194	92,920	239	718	957	5,369,584
St Helena Hospital - Clearlake	Clearlake, California, USA	25	19	1,755	170,438	25	333	358	2,610,754
Sycamore Hospital (2010)	Miamisburg, Ohio, USA	107	64	5,350	86,516	31	479	510	6,555,146
Tillamook County General Hospital	Tillamook, Oregon, USA	49	10	1,162	29,304	30	306	336	5,845,537
Ukiah Valley Medical Center	Ukiah, California, USA	78	33	4,064	101,096	46	532	578	2,975,524
Walla Walla General Hospital	Walla Walla, Washington, USA	72	11	1,520	40,858	140	194	334	3,645,973
Washington Adventist Hospital	Takoma Park, Maryland, USA	281	30,723,742
White Memorial Medical Center	Los Angeles, California, USA	353	254	19,747	69,961	183	1,339	1,522	93,055,483
Totals (62)		13,382	7,568	568,496	10,365,809	7,726	62,771	74,431	725,501,674
*General Conference institution is listed in the division where the main facility is located.									
NORTHERN ASIA-PACIFIC DIVISION									
Adventist Medical Center	Okinawa, Japan	186	121	4,730	54,465	119	223	342	...
Busan Adventist Hospital	Busan, Korea	235	908	71,837	196,884	127	83	210	14,258
Busan Adventist Oriental Hospital	Busan, Korea	30	55	1,796	13,317	7	4	11	1,717
Eden Adventist Hospital	Kyunggi, Korea	208	179	65,166	4,780	104	3	107	180,569
Hongkong Adventist Hospital	Hong Kong SAR	122	62	8,799	66,922	53	445	498	49,346
Kobe Adventist Hospital	Kobe, Japan	116	94	2,583	72,383	84	167	251	...
Seoul Adventist Dental Hospital	Seoul, Korea	6	192	12	55	57	20	77	8,814
Seoul Adventist Hospital	Seoul, Korea	434	350	127,890	320,691	485	183	668	320,000
Taiwan Adventist Hospital	Taipei, Taiwan	379	191	15,828	465,397	60	873	933	3,225,285
Tokyo Adventist Hospital	Tokyo, Japan	186	121	4,730	54,465	119	223	342	...
Tsuen Wan Adventist Hospital	Tsuen Wan, Hong Kong SAR	138	96	14,833	112,587	61	368	429	49,586
Yosu Adventist Hospital	Yosu, Korea	102	60	919	...	32	...	32	8,476
Totals (12)		2,142	2,429	319,123	1,361,946	1,308	2,592	3,900	3,858,051
SOUTH AMERICAN DIVISION									
Ana Stahl Adventist Clinic (2010)	Iquitos, Peru	38	130	47,450	...	12	47	59	1,325
Asuncion Adventist Sanitarium (2010)	Asuncion, Paraguay	43	25	2,495	84,592	20	155	175	15,000
Belem Adventist Hospital (2010)	Belem, Para, Brazil	125	74	7,209	84,966	34	941	975	7,234,048
Belgrano Adventist Clinic (2010)	Buenos Aires, Argentina	56	26	4,015	...	16	336	352	103,800
Hohenau Adventist Sanitarium (2010)	Hohenau, Paraguay	27	15	1,950	38,580	12	85	97	15,000
Juliacca Adventist Clinic (2010)	Juliacca, Peru	37	17	29,200	...	11	49	60	4,120
Los Angeles Adventist Clinic (2010)	Los Angeles, Chile	16	3	8,646	...	8	71	79	1,400
Manaus Adventist Hospital (2010)	Manaus, Amazonas, Brazil	97	52	16,930	115,362	18	572	590	7,525,063
Miraflores Adventist Clinic (Good Hope Clinic) (2010)	Lima, Peru	52	825	198,000	4,950	26	486	512	144,000
Northeast Argentine Sanitarium (2003)	Leandro N Alem, Argentina	no recent report
Penfigo Adventist Hospital (2010)	Campo Grande, MS, Brazil	150	129	7,759	82,138	6	440	446	342,683
Quito Adventist Clinic (2004)	Quito, Ecuador	no recent report
River Plate Sanitarium and Hospital (2010)	Libertador San Martin, Argentina	175	117	7,969	...	43	443	486	7,461
Sao Paulo Adventist Hospital (2010)	Sao Paulo, Sao Paulo, Brazil	42	28	2,073	43,809	14	250	264	297,405
Sao Roque Adventist Clinic (2004)	Sao Roque, Sao Paulo, Brazil	no recent report
Silvestre Adventist Hospital (2010)	Rio de Janeiro, RJ, Brazil	140	86	4,556	79,331	33	1,023	1,056	39,205,041
Totals (16) (2010)		998	1,527	338,252	533,728	253	4,898	5,151	54,896,346
SOUTH PACIFIC DIVISION									
Atofi Adventist Hospital (2010)	Honiara, Solomon Islands	78	...	1,800	12,500	74	...
Dalcross Adventist Hospital (2010)	Killara, NSW, Australia	51	27	2,264
Sydney Adventist Hospital (2010)	Wahroonga, NSW, Australia	352	322	23,665	204,878	1,512	40,000
Totals (3) (2010)		481	349	27,729	217,378	1,586	40,000
SOUTHERN AFRICA-INDIAN OCEAN DIVISION									
Andapa Adventist Hospital (2009)	Andapa, Sahamazava, Madagascar	60	15	1,041	4,757	27	...	27	100
Ankazanubo Adventist Hospital (2009)	Ankazanubo, Indian Ocean	32	17	1,054	12,548	10	...	10	200
Blantyre Adventist Hospital	Blantyre, Malawi	36	17	657	10,667	140	54	194	334
Kanye Seventh-day Adventist Hospital	Kanye, Botswana	167	90	5,356	90,000	236	142	378	...

STATISTICAL REPORT FOR 2011

67

Division and Institution	Location	Beds	Average Daily Census (Inpatients)	Admissions (Inpatients)	Outpatient Visits	SDA Employees	Other Employees	Total Employees	Charity Dollars
PART 1—Hospitals and Sanitariums (Cont'd) US\$									
SOUTHERN AFRICA-INDIAN OCEAN DIVISION (Cont'd)									
Lusaka Eye Hospital (2009)	Lusaka, Zambia	40	150	3,578	31,980	31	10	41	40,816
Mahabo Adventist Hospital (2009)	Mahabo, Indian Ocean	12	4	1,100	1,046	2	...	2	100
Malamulo Hospital	Makwasa, Malawi	276	244	1,198	8,586	200	42	242	92,558
Maluti Adventist Hospital	Mapoteng, Lesotho	150	82	5,332	44,624	95	126	221	0
Mwami Adventist Hospital (2009)	Chipata, Zambia	210	87	7,848	15,168	113	23	136	1,338
Yuka Adventist Hospital (2004)	Kalabo, Zambia	no recent report							
Totals (10)		983	706	27,164	219,376	854	397	1,251	135,446
SOUTHERN ASIA DIVISION									
Aizawl Adventist Hospital (2005)	Aizawl, Mizoram, India
Bangalore Adventist Hospital (2005)	Bangalore, India
Giffard Memorial Hospital (2005)	Nuzvid, India
Milton Mattison Memorial Hospital (2005)	Hapur, India
Ottapalam Seventh-day Adventist Hospital (2005)	Ottapalam, India
Pune Adventist Hospital (2005)	Pune, India
Ranchi Hospital (2005)	Ranchi, India
Ruby Nelson Memorial Hospital (2005)	Jalandhar, India
Scheer Memorial Hospital (2005)	Kathmandu, Nepal
Simla Sanitarium and Hospital (2005)	Shimla, India
Surat Hospital Trust Association of SDA (2005)	Surat, Gujarat, India
Thanjavur Adventist Hospital (2009)	Thanjavur, Tamil Nadu, India	8	1	229	3,220	11	4	15	175
Totals (12)	
<i>Note—No total possible due to unsatisfactory reporting.</i>									
SOUTHERN ASIA-PACIFIC DIVISION									
Bacolod Adventist Medical Center (2009)	Bacolod City, Philippines	120	74	7,539	30,895	312	38	350	100,350
Bandar Lampung Adventist Hospital (2009)	Bandar Lampung, Sumatra, Indonesia	140	68	8,511	61,006	355	63	418	12,903
Bandung Adventist Hospital (2009)	Bandung, West Java, Indonesia	214	135	10,225	61,977	500	138	638	...
Cagayan Valley Adventist Hospital (2009)	Santiago City, Isabela, Philippines	65	42	4,255	14,600	150	27	177	6,000
Calbayog Sanitarium and Hospital (2009)	Calbayog City, Philippines	15	11	1,573	2,433	31	3	34	40,031
Davao Adventist Hospital (2009)	Davao City, Philippines	62	30	3,428	17,220	55	31	86	...
Gingoog Sanitarium and Hospital (2008)	Gingoog City, Philippines	no recent report							
H W Miller Memorial Sanitarium and Hosp (2009)	Cebu City, Philippines	60	50	4,266	5,422	138	33	171	...
Lakeside Adventist Hospital (2009)	Kandy, Sri Lanka	50	59	2,768	18,340	31	67	98	1,597
Manado Adventist Hospital (2009)	Manado, Indonesia	90	50	300	400	186	6	192	...
Manila Adventist Medical Center (2009)	Manila, Philippines	150	65	6,415	60,658	409	1	410	650
Medan Adventist Hospital (2009)	Medan, Sumatra, Indonesia	57	50	50	2,935	111	39	150	...
Mindanao Sanitarium and Hospital (2009)	Iligan City, Philippines	100	77	8,517	25,075	184	33	217	45,999
Mission Hospital Bangkok (2009)	Bangkok, Thailand	185	51	5,626	191,730	10	445	455	52,881
Mission Hospital Phuket (2009)	Phuket, Thailand	81	70	72	222,436	20	231	251	3,090
Palawan Adventist Hospital (2009)	Puerto Princesa, Palawan, Philippines	53	41	4,345	11,842	148	2	150	32,432
Penang Adventist Hospital (2009)	Penang, Malaysia	204	790	15,900	240,904	219	670	889	6,200,000
Valencia Sanitarium and Hospital (2009)	Valencia City, Bukidnon, Philippines	70	53	5,105	2,820	118	1	119	...
Totals (18)		1,716	1,716	88,895	970,693	2,977	1,828	4,805	6,495,933
TRANS-EUROPEAN DIVISION									
Karachi Adventist Hospital (2010)	Karachi, Pakistan	138	92	8,419	45,176	116	257	373	16,138
Skogli Health and Rehabilitation Center	Lillehammer, Norway	110	88	1,190	80	22	48	70	...
Totals (2)		248	180	9,609	45,256	138	305	443	16,138
WEST-CENTRAL AFRICA DIVISION									
Asamang Seventh-day Adventist Hospital (1999)	Kumasi, Ghana
Batouri Adventist Hospital (1999)	Batouri, Cameroon
Bere Adventist Hospital (1999)	Kelo, Moundou, Chad
Dominase Adventist Hospital (2004)	Kumasi, Ghana
Glei Adventist Eye Hospital (2004)	Atakpame, Togo
Inisa Community Medical Centre (1999)	Inisa, Osun State, Nigeria
Jengre Seventh-day Adventist Hospital (1999)	Jos, Plateau State, Nigeria
Koza Adventist Hospital (1999)	Koza, Extreme Nord, Cameroon
Onwe Seventh-day Adventist Hospital (1999)	Kumasi, Ghana
SDA Hosp and Motherless Babies' Home (1999)	Aba, Abia State, Nigeria
Seventh-day Adventist Cooper Hospital (2004)	Monrovia, Liberia
Seventh-day Adventist Hospital Ile-Ife (1999)	Ile-Ife, Osun State, Nigeria
Seventh-day Adventist Hospital Tamale (1999)	Tamale, Ghana
Wiamoase Seventh-day Adventist Hospital (1999)	Wiamoase, Ashanti, Ghana
Totals (14)	
<i>Note—No recent reports.</i>									
WORLD TOTALS 2011 (172)		21,659	15,672	1,474,965	14,196,584	15,462	74,666	95,648	801,499,046
<i>Note—Incomplete reporting.</i>									

Division and Institution	Location	Beds or Units	Average Daily Census (Inpatients)	Admissions (Inpatients)	SDA Employees	Other Employees	Total Employees
PART 2—Nursing Homes and Retirement Centers							
Parenthesized figures after "Totals" represent the number of nursing homes and retirement centers in the divisions.							
EURO-AFRICA DIVISION							
Berlin-Steglitz Old People's Home	Berlin, Germany	54	53	11	14	50	64
Etablissement Medico-Social Le Flon	Oron-la-Ville, Switzerland	27	27	6	3	28	31
Forli Old People's Home	Forli, Italy	90	90	37	40	20	60
Friedensau Old People's Home	Friedensau, Germany	122	117	29	15	75	90
Haus Stefanie	Semmering, Austria	37	31	3	2	15	17
Haus Wittelsbach Old People's Home	Bad Aibling, Germany	194	185	58	23	69	92
Lapi - Avintes	Avintes, Portugal	40	40	20	14	16	30
Lapi - Funchal	Funchal, Portugal	16	16	13	8	5	13
Lapi - Vale Queimado	Salvaterra de Magos, Portugal	76	76	15	9	33	42
Maison de Retraite	Clapiers, France	95	93	30	14	38	52
Neandertal Old People's Home	Neandertal, Germany	184	159	75	14	106	120
Nursing, Old People's, and Retreat	Krattigen, Switzerland	52	50	38	8	29	37
Spanish Old People's Home	Barcelona, Spain	70	67	18	29	10	39
Uelzen Old People's Home	Uelzen, Germany	114	113	35	9	94	103
Totals (14)		1,171	1,117	388	202	588	790
INTER-AMERICAN DIVISION							
Cave's Nursing Home (2009)	St. Michael, Barbados	31	23	...	8	13	21
Emeral Gardens(2010)	Nassau, Bahamas	6	6	...	9	4	13
Totals (2) (2010)		37	29	...	17	17	34
NORTH AMERICAN DIVISION							
Adventist Care Center Courtland	Orlando, Florida, USA	120	116	547	145
Adventist HealthCare Bradford Oaks (2010)	Clinton, Maryland, USA	180	164	223	3	181	184
Adventist HealthCare Fairland (2010)	Silver Spring, Maryland, USA	92	80	156	5	102	107
Adventist HealthCare Shady Grove (2010)	Rockville, Maryland, USA	134	124	504	2	177	179
Adventist HealthCare Sligo Creek (2010)	Takoma Park, Maryland, USA	102	92	215	3	102	105
Adventist HealthCare Springbrook (2010)	Silver Spring, Maryland, USA	87	79	173	2	96	98
Bradford Heights Health and Rehabilitation Center	Hopkinsville, Kentucky, USA	100	80	282	102
Carolina Living	Elizabeth City, North Carolina, USA	24	13	2	...	5	5
Creekwood Place Nursing and Rehabilitation Center	Russellville, Kentucky, USA	104	87	198	117
East Orlando Health and Rehabilitation Center	Orlando, Florida, USA	120	116	530	152
East Park Lodge, Incorporated (2010)	Winnipeg, Manitoba, Canada	60	59	12	1	...	1
Florida Living Nursing Center	Apopka, Florida, USA	222	204	497	262
Florida Living Retirement Community (2010)	Apopka, Florida, USA	91	93	102	11	2	13
Glade Valley Nursing and Rehabilitation Center (2010)	Walkersville, Maryland, USA	124	118	353	2	145	147
Hays Nursing and Rehabilitation Center	San Marcos, Texas, USA	116	95	227	122
Heritage Green Retirement Home	Stoney Creek, Ontario, Canada	21	20	5	7	11	18
Heritage Green Senior Center and Nursing Home, Inc	Stoney Creek, Ontario, Canada	167	165	57	62	139	201
Highland Rim Terrace (2010)	Portland, Tennessee, USA	52	52	10	1	...	1
Huguley Nursing and Rehabilitation Center	Burleson, Texas, USA	178	135	467	135
Kingsway Pioneer Home, Inc (2009)	Oshawa, Ontario, Canada	80	89	...	1	...	1
Mills Health and Rehabilitation Center	Mayfield, Kentucky, USA	98	92	142	108
Napa Valley Adventist Retirement Estates (2010)	Yountville, California, USA	99	...	71	14	10	24
Oakview Care Center	Durand, Wisconsin, USA	50
Overland Park Nursing and Rehabilitation Center	Overland Park, Kansas, USA	102	86	328	94
Park Manor Personal Care Home (2010)	Winnipeg, Manitoba, Canada	100	99	35	22	81	103
Porter Place Retirement Center (2010)	Denver, Colorado, USA	171	156	...	10	63	73
Princeton Health and Rehabilitation Center	Princeton, Kentucky, USA	104	93	167	115
Rest Haven Lodge (2010)	Sidney, British Columbia, Canada	73	70	32	15	63	78
Sherwood Park Care Center (2010)	Sherwood Park, Alberta, Canada	100	100	35	170
Spring View Health and Rehabilitation Center	Leitchfield, Kentucky, USA	71	61	157	73
Summit Ridge Retirement Center (2010)	Harrah, Oklahoma, USA	62	47	40	1	55	56
Sunbelt Health and Rehabilitation Center - Apopka	Apopka, Florida, USA	120	116	566	144
Sunnyside Adventist Care Centre (2010)	Saskatoon, Saskatchewan, Canada	97	96	68	21	61	82
Sycamore Glen Health Center (2010)	Miamisburg, Ohio, USA	100	79	540	1	85	86
Sycamore Glen Retirement Center (2010)	Miamisburg, Ohio, USA	70	63	...	3	58	61
Trinity Nursing and Rehabilitation Center	Merriam, Kansas, USA	120	102	367	124
West Park Manor Personal Care Home, Incorporated (2010)	Winnipeg, Manitoba, Canada	150	149	60	30	119	149
W. R. Winslow Memorial Home	Elizabeth City, North Carolina, USA	146	135	225	2	161	163
Zephyr Haven Health and Rehabilitation Center	Zephyrhills, Florida, USA	120	113	378	147
Zephyrhills Health and Rehabilitation Center	Zephyrhills, Florida, USA	115	104	569	133
Totals (40)		4,242	3,742	8,340	219	1,716	4,078
NORTHERN ASIA-PACIFIC DIVISION							
Chiba Home Nursing Care Service Center - Saiwai-cho	Chiba, Japan	7	6	...	1	10	11
Donghae Senior Sanatorium	Gangwon-do, Korea	66	66	66	13	21	34
Eden Senior Sanitarium Center	Kyonggi, Korea	100	99	99	53	...	53
Eden Village (2009)	Hong Kong, SAR	15	11	11	1	4	5
Gospel Villa (2009)	Hong Kong, SAR	12	3	3
Hakusan Group Nursing Home	Tokyo, Japan	9	9	13	13
Honamanuma Group Nursing Home	Tokyo, Japan	9	9	...	1	11	12
Home of Ruth	Yokosuka, Japan	20	20	2	1	1	2
Senior Sanitarium Center - Jindo-Gun	Jindo-gun, Korea	60	45	45	7	22	29
Miltos Tsurugamine Group Nursing Home	Yokohama, Japan	18	17	7	1	6	7
Miltos Kamishirane Group Nursing Home	Yokohama, Japan	18	17	6	3	3	6
Rainbow House Group Nursing Home	Chiba, Japan	18	18	...	2	14	16
Sahmyook Sanitarium Center	Gyeonggi-do, Korea	80	80	80	17	32	49
Saiwaicho Day Service Center (Higashikurume)	Tokyo, Japan	...	25	8	...	12	12

STATISTICAL REPORT FOR 2011

69

Division and Institution	Location	Beds or Units	Average Daily Census (Inpatients)	Admissions (Inpatients)	SDA Employees	Other Employees	Total Employees
PART 2—Nursing Homes and Retirement Centers (Cont'd)							
NORTHERN ASIA-PACIFIC DIVISION (Cont'd)							
Senior Sanitarium Center - SAH	Seoul, Korea	120	119	119	41	31	72
Shalom Higashikurume Nursing Home	Higashikurume, Japan	92	89	14	13	82	95
Shalom Hikarigaoka	Yokohama, Japan	82	5	7	12
Shalom Minamisawa Day Service Center	Higashikurume, Japan	...	34	19	1	27	28
Shalom Nursing Home & House of Ruth Retirement Center	Yokosuka, Japan	100	98	22	15	80	95
Shalom Sakurayama Retirement Center	Yokohama, Japan	50	48	8	1	3	4
Shalom Uragamidai Nursing Home	Yokosuka, Japan	56	53	...	5	42	47
Shalom Wakaba I	Chiba, Japan	...	31	...	4	20	24
Shalom Wakaba II	Chiba, Japan	...	33	...	2	14	16
Shalom Wakaba III	Chiba, Japan	1	28	29
Shalom Yokohama Nursing Home	Yokohama, Japan	120	115	25	36	55	91
Totals (25)		1,052	1,045	534	224	538	762
SOUTH AMERICAN DIVISION							
Casa Lar Cachoeira (2010)	Cachoeira - BA, Brazil	60	...	60	...	30	30
Casa Lar Somoes Filho (2010)	Simões Filho - BA, Brazil	39	...	39	...	52	52
Totals (2) (2010)		99	...	99	...	82	82
SOUTH PACIFIC DIVISION							
Adventcare Yarra Valley (2010)	Yarra Junction, Victoria, Australia	100	40	40
Adventist Residential Care (Bussetton) (2010)	Bussetton, Western Australia, Australia	10	12	1	1
Adventist Residential Care (Nollamara) (2010)	Nollamara, Western Australia, Australia	15	15	...	14	20	34
Adventist Residential Care (Rossmoyne) (2010)	Rossmoyne, Western Australia, Australia	157	169	...	40	80	120
Adventist Retirement Village (Kings Langley) (2010)	Kings Langley, New South Wales, Australia	144	124	64	22	32	54
Adventist Retirement Village (Manukau) (2010)	Manukau City, New Zealand	98	89	84	12	35	47
Adventist Retirement Village (Normanhurst) (2010)	Normanhurst, New South Wales, Australia	97	91	48	34	26	60
Alawara Retirement Village (2010)	Bendigo, Victoria, Australia	68	52	55
Almond Grove Retirement Village (Morphett Vale) (2010)	Morphett Vale, South Australia, Australia	23	1	1
Alstonville Adventist Retirement Village (2010)	Alstonville, New South Wales, Australia	133	161	14	...	51	51
Avondale Adventist Retirement Village (Cooranbong) (2010)	Cooranbong, New South Wales, Australia	269	304	56	...	28	28
Caloundra Adventist Retirement Village (2010)	Caloundra, Queensland, Australia	87	85	22	6	33	39
Capricorn Adventist Retirement Village (2010)	Yeppoon, Queensland, Australia	258	309	43	8	53	61
Charles Harrison Memorial Home (2010)	Cooranbong, New South Wales, Australia	122	71	49	...	121	121
Coronella Retirement Village/Nursing Home (2010)	Nunawading, Victoria, Australia	191	134	150	150
Hornsby Retirement Village (2010)	Hornsby, New South Wales, Australia	39	38	8	1	...	1
Melody Park Retirement Resort (2010)	Nerang, Queensland, Australia	88	38	20	2	33	35
Victoria Point Adventist Retirement Village (2010)	Victoria Point, Queensland, Australia	271	271	120	120
Wahroonga Village (2010)	Normanhurst, New South Wales, Australia	50	49	10	3	1	4
Yarra View Retirement Village (2010)	Warburton, Victoria, Australia	61	97	58	58
Totals (20) (2010)		2,281	2,109	418	142	883	1,080
SOUTHERN AFRICA-INDIAN OCEAN DIVISION							
Adventhaven Home for Senior Citizens	Heidelberg, South Africa	101	86	...	79	74	153
Anerley Haven (2007)	Anerley, KwaZulu Natal, South Africa
Anerley Place Housing Scheme for Senior Citizens (2000)	Anerley, KwaZulu Natal, South Africa
Botshabelo Haven (2000)	Free State, South Africa
Diamant Retirement Village (1998)	Wolmaransstad, South Africa
Esda Frail Care and Community Centre (2007)	Gauteng, South Africa
Esda Home for the Infirm Aged (2000)	Geduld, South Africa
Esda Retirement Village (2000)	Geduld, South Africa
Gerrie Fourie Retirement Village (2000)	Drie Riviere, Gauteng, South Africa
Health on Wheels Mobile (2007)	Tygerberg, South Africa
Heather Court (2000)	Durban, KwaZulu Natal, South Africa
Magnolia Haven Housing Scheme (1998)	Gauteng, South Africa
Montamed Care Centre (2007)	Pretoria, South Africa
Pieter Wessels Frail Care and Community Centre	Dunnottar, Gauteng, South Africa	120	116	24	6	51	57
Rosie Le Meme Adventist Nursing Home (1999)	Quatre-Bornes, Mauritius, Indian Ocean
Royce Haven Retirement Villas (2000)	Anerley, South Africa
Sea Breeze Retirement Villas (2000)	Anerley, South Africa
Sonskyn Retirement Village (1998)	Rustenburg, NW Province, South Africa
Sunnyside Lodge for Senior Citizens (2000)	Plumstead, Western Cape, South Africa
Trimed Medical Centre (2007)	Vereeniging, South Africa
Totals (20)	
<i>Note—No total possible due to unsatisfactory reporting.</i>							
TRANS-EUROPEAN DIVISION							
Finland Old People's Home (Nurmikoti)	Tampere, Finland	42	42	15	12	20	32
Gyula Old People's Home	Gyula, Hungary	50	46	16	14	14	28
Mosserod Old People's Home	Sandefjord, Norway	58	58	55	10	41	51
Netherlands Old People's Home (2010)	Gem Zeist, Netherlands	80	104	...	30	49	79
Old People's Home (Adventkirkens Eldresenter)	Radal, Norway	31	31	17	5	57	62
Old People's Home (Konak) (2010)	Ovca, Serbia	25	22	...	3	1	4
Old People's Home (Plejecentret Solbakken)	Randers, Denmark	41	40	6	6	31	37
Old People's Home (Soendervang Plejehjem)	Fakse, Denmark	31	29	5	4	30	34
Polish Old People's Home	Bielsko-Biala, Poland	89	89	13	35	16	51
Tass Old People's Home	Tass, Hungary	30	30	12	4	13	17
Totals (10)		477	491	139	123	272	395
WORLD TOTALS 2011 (133)		9,580	8,735	9,942	1,012	4,221	7,431
<i>Note—Incomplete Reporting.</i>							

INSTITUTIONAL STATISTICS FOR 2011

Division and Union	Units	In-patient Beds	Out-patient Visits	SDA Employees	Other Employees	Total Employees
PART 3—Clinics and Dispensaries						
EAST-CENTRAL AFRICA DIVISION						
East African Union Mission	44	170	35,092	173	18	191
East Congo Union Mission	4	69	10,417	53	8	61
Ethiopian Union Mission	9	96	16,354	41	8	49
Rwanda Union Mission	7	144	96,967	134	66	200
Tanzania Union Mission	11	37	78,914	55	25	80
Uganda Union Mission	7	71	43,100	26	17	43
West Congo Union Mission	18	44	2,868	36	48	84
Attached Fields						
Burundi Association	7	95	83,461	36	23	59
North East Congo Attd Territory (2010)	4	288	6,173	144	34	178
Totals	111	1,014	373,346	698	247	945
EURO-AFRICA DIVISION						
Portuguese Union of Churches Conf (2003)	No recent report					
EURO-ASIA DIVISION						
Southern Union Mission (2004)	No recent report					
Ukrainian Union Conference	2	48	430	29	1	30
West Russian Union Conference (2004)	No recent report					
Totals	2	48	430	29	1	30
INTER-AMERICAN DIVISION						
Atlantic Caribbean Union Mission (2009)	4	...	13,492	10	...	10
Caribbean Union Conference (2009)	4	...	6,331	14	3	17
Dominican Union Mission (2009)	2	...	4,665	16	1	17
East Venezuela Union Mission (2010)	2	...	2,185	4	13	17
Honduras Union Mission (2010)	1	...	1,726	1	2	3
North Colombian Union Conference (2009)	2	...	20,400	11	3	14
North Mexican Union Conference (2009)	1	...	720	2	2	4
Puerto Rican Union Conference (2010)	1	2	9	11
Venezuela-Antilles Union Mission (2010)	2	...	965	4	2	6
Totals	19	...	50,484	64	35	99
NORTH AMERICAN DIVISION						
Columbia Union Conference (2003)	no recent report					
Pacific Union Conference (2010)	3	...	839,926	242	1,259	1,501
Totals	3	...	839,926	242	1,259	1,501
NORTHERN ASIA-PACIFIC DIVISION						
Japan Union Conference	3	...	152,750	26	45	71
SOUTH AMERICAN DIVISION						
Central Brazil Union Conference (2010)	2	86	1,317	5	110	115
Chile Union Mission (2009)	1	16	22,600	8	76	84
Northeast Brazil Union Mission (2009)	1	25	3	3
South Brazil Union Conference (2010)	2	...	54,743	2	31	33
Totals	6	127	78,660	15	220	235
SOUTH PACIFIC DIVISION						
Papua New Guinea Union Mission (2008)	30	80	100,535	44	6	50
Trans Pacific Union Mission (2010)	23	16	70,000	64	15	79
Totals	53	96	170,535	108	21	129
SOUTHERN AFRICA-INDIAN OCEAN DIVISION						
Angola Union Mission (2007)	no recent report					
Botswana Union Mission	6	121	21,522	35	12	47
Indian Ocean Union Mission (2007)	no recent report					
Malawi Union Mission	19	168	24,487	223	31	254
Mozambique Union Mission (2007)	no recent report					
Southern Africa Union Conference	12	256	92,501	17	217	234
Zambia Union Conference (2006)	no recent report					
Zimbabwe Union Conference (2006)	no recent report					
Totals	37	545	138,510	275	260	535
SOUTHERN ASIA DIVISION						
East-Central India Union Section (1994)
Southeast India Union Section (1995)
Totals
<i>Note—No recent reports.</i>						
SOUTHERN ASIA-PACIFIC DIVISION						
Guam-Micronesia Mission of SDA (2009)	2	...	80,015	173	57	230

Division and Union	Units	In-patient Beds	Out-patient Visits	SDA Employees	Other Employees	Total Employees
TRANS-EUROPEAN DIVISION						
Pakistan Union Section (2010)	2	...	2,845	8	3	11
WEST-CENTRAL AFRICA DIVISION						
Central African Union Mission (1999)
Eastern Nigeria Union Mission (2004)
North-Western Nigeria Union Mission (2004)
Sahel Union Mission (1999)
West African Union Mission (1999)
Totals
<i>Note—No recent reports.</i>						
World Totals 2011	238	1,830	1,887,501	1,638	2,148	3,786
<i>Note—Incomplete reporting.</i>						
Division, Institution, and Location	Beds	Average Daily Census	SDA Employees	Other Employees	Total Employees	
PART 4—Orphanages and Children's Homes						
Parenthesized figures after "Totals" represent the number of orphanages and children's homes in the divisions.						
INTER-AMERICAN DIVISION						
Las Palmas Children's Home (2009)						
Santo Domingo, Dominican Republic	108	...	49	4	53	
Villa Juarez Children's Home (2009)						
Villa Juarez, Mexico	25	10	2	4	6	
Totals (2)	133	10	51	8	59	
SOUTH AMERICAN DIVISION						
Catarinense Adventist Children's Home						
Sao Francisco do Sul, SC, Brazil (2010)	24	15	...	2	2	
Cidinho Project						
Rio Sena, Brazil (2010)	12	50	...	9	9	
Day Care Center Adv Develop and Assist for Children III Franca, Brazil (2010)	...	120	...	18	18	
Day Care Center Anazia Jose Bolcone Sao Jose do Rio Preto, Brazil (2010)	...	262	...	45	45	
Day Care Center Aracariguama Aracariguama, Brazil (2010)	...	150	
Day Care Center Bom Samaritano Apiai, SP, Brazil (2010)	...	90	...	7	7	
Day Care Center Cassia Rodrigues Lasca Campinas, Sao Paulo, Brazil (2010)	...	200	...	8	8	
Day Care Center Dom Jose de Aquino Pereira Sao Jose do Rio Preto, Brazil (2010)	...	120	...	15	15	
Day Care Center Helena Maria Osasco, Brazil (2010)	...	50	...	4	4	
Day Care Center Inst of Form and Assist for Children Itabera, Sao Paulo, Brazil (2010)	...	95	...	9	9	
Day Care Center of Cotia Cotia, Brazil (2010)	...	50	...	3	3	
Day Care Center of Cubatao Cubatao, Brazil (2010)	...	60	...	4	4	
Day Care Center of Engenheiro Coelho Engenheiro Coelho, Brazil (2010)	...	120	...	2	2	
Day Care Center of Ibiuna Ibiuna, Brazil (2010)	...	50	...	3	3	
Day Care Center of Itanhaem Itanhaem, Brazil (2010)	...	80	...	4	4	
Day Care Center of Presidente Prudente Presidente Prudente, Brazil (2010)	...	120	...	7	7	
Day Care Center of Sao Jose do Rio Preto Sao Jose do Rio Preto, Brazil (2010)	...	92	...	16	16	
Day Care Center Plan of Assistance for Infants Rio Claro, Brazil (2010)	160	180	...	18	18	
Day Care Center Vinde a Mim Hortolandia, Sao Paulo, Brazil (2010)	120	200	...	12	12	

STATISTICAL REPORT FOR 2011

Division, Institution, and Location	Beds	Average Daily Census	SDA Employees	Other Employees	Total Employees	Division, Institution, and Location	Beds	Average Daily Census	SDA Employees	Other Employees	Total Employees
PART 4—Orphanages and Children's Homes (Cont'd)						TRANS-EUROPEAN DIVISION					
SOUTH AMERICAN DIVISION (Cont'd)						Amman Care Home					
Jardim Pinheiros Home for Girls						Amman, Jordan (2004) no recent report					
Curitiba, Brazil (2010)	15	15	...	8	8	WEST-CENTRAL AFRICA DIVISION					
Ligia Hans Boys' Home						Motherless Children's Home					
Campo Grande, Brazil (2010)	12	8	...	10	10	Abia State, Nigeria (1999) no recent report					
Ligia Hans Childrens' Home						WORLD TOTALS 2011 (36) (2010)					
Campo Grande, Brazil (2010)	16	16	...	8	8	589	2,278	51	245	296	
Palmeira das Missoes Children's Home						<i>Note—Incomplete Reporting.</i>					
Palmeira das Missoes, RS, Brazil (2010)	26	26	...	6	6	INTER-AMERICAN DIVISION					
Porto Alegre Childrens' Home I						Airplanes (1997) no recent report					
Porto Alegre, Brazil (2010)	8	8	...	2	2	SOUTH AMERICAN DIVISION					
Porto Alegre Childrens' Home II						Airplanes (2010) 2 31 1 50 51					
Porto Alegre, Brazil (2010)	8	8	...	2	2	Launches (2010) 4 4412 10 29 39					
Vovo Josephina Orphanage						SOUTHERN ASIA-PACIFIC DIVISION					
Campinas, Sao Paulo, Brazil (2010)	40	70	...	7	7	Airplanes (1997) no recent report					
Xaxim Adventist Home for Boys						SOUTH PACIFIC DIVISION					
Curitiba, Parana, Brazil (2010)	15	13	...	8	8	Airplanes (2010) 2 5 5					
Totals (27) (2010)	456	2,268	...	237	237	Launches (2010) 2 4 4					
SOUTHERN AFRICA-INDIAN OCEAN DIVISION						WORLD TOTALS 2011 (2010)					
Love in Action Othandweni Children's Home						10	4,443	11	88	99	
Stanger, South Africa (2000)	<i>Note—No recent reports.</i>					
Queen Elizabeth Children's Home						SOUTHERN ASIA DIVISION					
Bulawayo, Zimbabwe (2003)	Elim Adventist Home					
Sipheshle Center						Hyderabad, India (1999)					
Stanger, South Africa (2000)	Sunshine Children's Home					
Totals (3)	Bangalore, India (1999)					
<i>Note—No recent reports.</i>						Totals (2)					
<i>Note—No recent reports.</i>						...					

Note—In the tables above, the dates in parentheses following the entries indicate the year of the most recent report.

Summary of Healthcare Institutions	Institutions	Beds or Units	Average Daily Census	Admissions (Inpatients)	Outpatient Visits	SDA Employees	Other Employees	Total Employees	Charity Dollars
US\$									
Hospitals and Sanitariums	172	21,659	15,672	1,474,965	14,196,584	15,462	74,666	95,648	801,499,046
Nursing Homes and Retirement Centers	133	9,580	8,735	9,942	...	1,012	4,221	7,431	...
Clinics and Dispensaries	238	1,830	1,887,501	1,638	2,148	3,786	...
Orphanages and Children's Homes	36	589	2,278	51	245	296	...
Airplanes and Medical Launches	10	4,443	11	88	99	...
WORLD TOTALS 2011	579	33,668	26,685	1,484,907	16,088,528	18,174	81,368	107,260	801,499,046
WORLD TOTALS 2010	557	32,771	26,220	1,480,546	15,705,827	18,740	81,902	112,578	699,844,468

Note—Incomplete report.

Note—Some organizations reported the number of employees by head count instead of as full-time equivalents (FTE).

Division and Institution	Subscriptions			Trades			Job Printing	Total Sales	Employees	Periodicals	Languages
	Books	Magazines	Miscellaneous	Books/Bibles	Magazines/Periodicals	Miscellaneous					
	US\$	US\$	US\$	US\$	US\$	US\$	US\$	US\$			
Publishing Houses (Cont'd)											
TRANS-EUROPEAN DIVISION (Cont'd)											
Life and Peace Publishing House*	no report										
Lithuanian Publishing Centre*	23,261					23,261	5	...	1
Macedonian Publishing House*	2,503	2,110	348	4,961	1	2	1
Middle East Publishers*	no report										
Netherlands Publishing Service*	no report										
Norwegian Publishing House*	no report										
Polish Publishing House*	no report										
Qasid Publishing House*	no report										
Serbian Publishing House*	no report										
Slovenian Publishing House*	1,444	16,901	14,651	911	940	34,847	1	15	1
Stanborough Press Limited*	718,887	49,041	...	2,462,793	634,748	337,734	451,045	4,654,248	25	5	1
Adventist Media and Forvaltning AB*	17,000	4,200	29,000	50,200	2	2	1
Totals (20)	899,291	398,175	144,704	2,665,646	738,349	339,152	464,530	5,649,847	47	34	
WEST-CENTRAL AFRICA DIVISION											
Advent Press	140,083	...	212,478	...	445,408	...	482,764	1,280,733	40	39	4
Central African Publishing House	17,000	2,000	1,000	...	68,000	...	120,000	208,000	13	1	3
Totals (2)	157,083	2,000	213,478	...	513,408	...	602,764	1,488,733	53	40	
WORLD TOTALS 2011 (62)	59,557,648	11,006,348	1,302,434	51,427,387	35,509,656	7,046,179	26,950,442	192,800,094	2,164	497	...
WORLD TOTALS 2010 (63)	63,691,347	8,497,066	1,212,730	49,245,869	37,707,478	7,385,016	26,899,222	194,638,728	2,133	447	...

*Without printing facilities.
Report incomplete.

SECTION IV—FOOD INDUSTRIES

Division and Institution	Location	Employees		Products	
		Full-time	Student	Manufactured	Other
Parenthesized figures after "Totals" represent the number of food industries in the divisions.					
EURO-AFRICA DIVISION					
German Health Food Factory (Bioherba GmbH)—Germany	Heimerdingen, Germany	92	...	300	1,080
German Health Food Factory (Bioherba GmbH)—UK	Heimerdingen, Germany	25	...	50	120
Spanish Food Factory (Granovita)	Vall D'Uixo (Castellon), Spain	19	...	160	90
Totals (3)		136	...	510	1,290
INTER-AMERICAN DIVISION					
Inter-American Health Food Company					
Alimentos Colpac	Navojoa, Sonora, Mexico	184	18	38	28
Boulangerie Adventiste	Port-au-Prince, Haiti	9	12	3	3
Cetebedi, S.A.	Alajuela, Costa Rica	57	3	48	6
Caribbean Health Foods	Port of Spain, Trinidad	15	6	70	25
Industrias Venepan	Nirgua, Yaracuy, Venezuela	97	...	15	10
Productos Granix	Santo Domingo, Dominican Republic	55	1	20	22
Productos Icolpan	Medellin, Colombia	76	35	63	19
Viva Mejor Barquisimeto	Barquisimeto, Venezuela	33	...	7	5
Viva Mejor Bucaramanga	Bucaramanga, Colombia	16	8	30	22
Viva Mejor Cali	Cali, Valle, Colombia	27	...	19	35
Totals (10)		569	83	313	175
NORTHERN ASIA-PACIFIC DIVISION					
Korean Sahmyook Foods	Choongchungnam-do, Korea	328	...	76	28
San-iku Foods	Sodegaura-shi, Chiba, Japan	31	...	105	35
Totals (2)		359	...	181	63
SOUTH AMERICAN DIVISION					
Argentina Food Factory (Alimentos Granix)	Buenos Aires, Argentina	844	...	260	44
Brazil Food Factory (Superbom)	Sao Paulo, Brazil	186	...	38	2
Totals (2)		1,030	...	298	46
SOUTH PACIFIC DIVISION					
Sanitarium Health and Wellbeing Company	Berkeley Vale, NSW, Australia	815	...	249	9
Sanitarium Health and Wellbeing Company	Auckland, New Zealand	283	1	98	54
Other South Pacific Division International Operations	Berkeley Vale, NSW, Australia	120	...	85	...
Totals (3)		1,218	1	432	63
WORLD TOTALS 2011 (20)		3,312	84	1,734	1,637
WORLD TOTALS 2010 (20)		3,628	115	1,809 *	1,612 *

Food Industry Sales, World 2011 US \$980,723,266
 Food Industry Sales, World 2010 US \$903,128,141

*Revised.

ADVENTIST DEVELOPMENT AND RELIEF AGENCY INTERNATIONAL (ADRA)

Countries Involved		Employees	Projects		Value of Aid			Total
Country or Area of the World	Type*		Projects Funded	Beneficiaries	Cash	Food	Medicines, Materials, and Other	
					US\$	US\$	US\$	US\$
Afghanistan	I	15	6	39,130	1,197,866	1,197,866
Albania	I	16	4	1,000	66,000	...	100,000	166,000
Angola	I	8	5	425	43,000	11,000	426,530	480,530
Argentina	I	9	4	36,948	96,738	8,821	602,839	708,398
Armenia	I	3	1	100
Australia	S	37	202	602,384	8,777,647	...	1,326,918	10,104,565
Austria	S	7	33	34,974	92,275	...	804,998	897,273
Azerbaijan	I	26	1	...	130,967	90,994	8,166	230,127
Bangladesh	I	124	2	1,155	246,546	79,981	79,996	406,523
Belarus	S	18	2	21,634
Belgium	S	1	9	...	15,600	21,600	43,200	80,400
Bolivia	I	81	11	38,865	4,799,949	4,799,949
Bosnia and Herzegovina	I	1	1	1,265	3,630	3,630
Brazil	I	656	89	44,867	262,261	...	8,184,649	8,446,910
Cambodia	I	432	22	119,171
Cameroon	I	15	3	1,310	180,505	...	239,496	420,001
Canada	S	17	118	878,722	1,029,737	13,100	4,873,837	5,916,674
Caribbean	S	2	2	300	30,000	30,000
Central Asia	I	14	3	400
Chad	I	53	3
China	I	8	6	13,282	345,909	...	406,625	752,534
Colombia	I	83	3	29,108	86,500	...	714,386	800,886
Congo, Democratic Republic of the, North East	I	126	6
Congo, Democratic Republic of the, South	I	16
Cote d'Ivoire	I	12	2	22,108	1,738	10,560	45,591	57,889
Czech Republic	S/I	1,752	15	15,000
Denmark	S	15	24	590,000	1,187,345	...	11,033,998	12,221,343
Dominican Republic	I	3,007	4	71,400	2,000	...	122,000	124,000
Ethiopia	I	138	7
Euro Asia	I	12	8	9,024	299,182	299,182
Fiji	I	26	2	18,000	28,000	...	100,000	128,000
Finland	S	3	8	55,797	239,590	...	797,479	1,037,069
France	S	146	12	10,475	155,055	...	310,510	465,565
Gambia	I	10	2	830
Georgia	I	19	151
Germany	S	34	70	2,530,000	3,119,531	...	5,117,161	8,236,692
Ghana	I	93	10	577,521	1,236,881	2,210,015	3,626,780	7,073,676
Honduras	I	22	2	3,175	1,086,641	...	25,000	1,111,641
Hungary	S	203	3	4	21,157	...	88,770	109,927
India	I	111	16	92,000	10,000	...	273,113	283,113
Indonesia	I	8	10	2,606	153,750	...	382,282	536,032
Italy	S	3	28	515,000	50,000	...	1,307,000	1,357,000
Japan	S	25	9	71,120	425,710	...	15,205,319	15,631,029
Kazakhstan	I	1	1
Kenya	I	33	4	11,255	69,363	...	214,403	283,766
Korea, Republic of	S	6	23	13,951	140,148	...	828,131	968,279
Kyrgyzstan	I	20	3	2,104	...	32,773	93,991	126,764
Lao People's Democratic Republic	I	30	9	18,000	423,320	326,603	258,327	1,008,250
Latvia	I	11	4	6,240	3,536	...	156,629	160,165
Lesotho	I	50	2	88,074	11,962	...	16,233	28,195
Macedonia, The Former Yugoslav Republic of	I	2	2	2,556	7,942	7,942
Madagascar	I	180	10	222,312
Malawi	I	73	12	5,115,212	103,445	...	2,396,081	2,499,526
Mali	I	25	2	64,769	66,647	9,752	...	76,399
Mexico	I	1
Moldova, Republic of	I	36	14	13,670	15,672	...	14,414	30,086
Mongolia	I	67	15	64,481	281,914	574,921	1,325,948	2,182,783
Mozambique	I	152	5	80,200	669,030	911,117	1,977,364	3,557,511
Myanmar	I	189	23	115,090	...	2,434,665	2,434,665	4,869,330
Nepal	I	87	8	71,857	634,531	...	1,247,663	1,882,194
Netherlands	S	2	16
New Zealand	S	8	6	11,965	370,000	...	340,000	710,000
Niger	I	111	2
Norway	S	8	33	382,505	2,387,853	...	130,521	2,518,374
Papua New Guinea	I	57	7	15,761	735,167	71,219	1,621,377	2,427,763
Philippines	I	10	2	500	92,098	...	281,234	373,332
Poland	S	21	5	522	22,866	...	9,316	32,182
Portugal	S	3	9	33,056	134,543	18,453	...	152,996

STATISTICAL REPORT FOR 2011

Countries Involved		Employees	Projects		Value of Aid			
Country or Area of the World	Type*		Projects Funded	Beneficiaries	Cash	Food	Medicines, Materials, and Other	Total
					US\$	US\$	US\$	US\$
Adventist Development and Relief Agency International (ADRA) (Cont'd)								
Romania	S	1,012	15	8,000	335,847	335,847
Russian Federation	I	12	59	9,531	219,870	219,870
Rwanda	I	96	14	1,996,425	721,439	417,397	3,828,855	4,967,691
Samoa	I	1	1	31,653	31,653
Sao Tome and Principe	I	12	4	3,500	38,785	...	43,708	82,493
Senegal	I	1	...	13,300	1,107	1,107
Serbia	I	4	8	18,582	32,642,000	4,849,343	8,500	37,499,843
Solomon Islands	I	136	7	19,500	1,020,000	...	1,035,000	2,055,000
Somalia	I	76	14	304,603	1,672,004	...	6,060,370	7,732,374
South Pacific	S	2	260,071	...	58,925	318,996
South Sudan	I	670	16	2,963,125	...	7,274,611	10,840,241	18,114,852
Spain	S	913	22	92,000	1,328,500	...	4,234,150	5,562,650
Sri Lanka	I	8	4	10,800	379,927	...	400,000	779,927
Sudan	I	106	13	241,458	734,565	476,910	2,442,649	3,654,124
Swaziland	I	9	4	24,000
Sweden	S	4	28	...	2,384,200	2,384,200
Switzerland	S	5	27	240,000	256,872	148,037	1,770,126	2,175,035
Thailand	I	76	5	21,928	293,427	293,427
Timor-Leste	I	4
Togo	I	24	6	41,970	99,845	...	773,997	873,842
Tunisia	I	2	5
Uganda	I	88	10	189,627	542,790	...	2,772,971	3,315,761
Ukraine	I	5	2	11,569	10,622	10,622
United States of America	S	62	114	1,096,659	46,041,623	2,132,189	11,498,015	59,671,827
Vanuatu	I	6	4	6,270	590,135	590,135
Viet Nam	I	29	8	61,700	284,500	...	480,100	764,600
Yemen	I	286	11	75,958	1,165,710	...	3,337,117	4,502,827
WORLD TOTALS		12,239	1,537	20,233,685	119,962,912	22,124,061	121,861,991	263,948,964

*I = Implementing, S = Supporting.

GLOBAL MISSION

The Church's Presence, Outreach, and Mission

Challenge of Global Mission.—The Global Mission document voted at the 1989 Annual Council and endorsed at the 1990 General Conference Session seeks to create an awareness, in concrete measurable terms, of what the gospel commission means to the church today.

Monitoring Global Advance.—Table 1 below lists major unentered regions of the world according to conferences or missions rather than by countries. It is based on a challenge of Global Mission: to place a church among each one million of earth's population. To locate regions where the ratio of churches to population is less than 1:1,000,000, we have used the 2012 *Seventh-day Adventist Yearbook* to find those conferences or missions with low church-to-population ratios. For example, in the West Congo Union Mission of the East-Central Africa Division the Lower Congo Field has a population of 5.9 million and 4 churches. Therefore, on average, each church serves a population of 1.5 million people. Progress is indicated in the fact that in 1997, when this field was organized, each church served an average of 3.4 million people.

This view of the global challenge shows in which conferences or missions the great challenges lie in relation to the Adventist "presence." (For a definition of "presence" see "Definitions" in the next column.)

A column is provided to show the "Population Estimate (Millions) Per Church 1990 or When Organized" for comparison. The basis for these entries is the 1991 *Seventh-day Adventist Yearbook* or the *Yearbook* representing the year of the field's organization after 1990. In some cases the 2011 ratio is larger than the earlier ratio. This may be due to a population that is growing more rapidly than the church or to official revisions in population estimates, rather than to a loss of churches. In some cases the fields that existed in 1990 no longer exist by the same name or territory so a direct comparison is impossible. In other cases growth of churches has lowered the ratio below 1.0. These are being eliminated year by year as church growth occurs.

The number of churches is taken from this edition of the *Annual Statistical Report*; population statistics are for mid-2011 and are provided by the Population Reference Bureau of Washington, DC.

Some countries with a population of one million or more yet with little or no Seventh-day Adventist organizational structure are shown in parentheses.

Table 2 lists all countries and areas of the world and shows church-planting activity and general growth, including the number of ordained ministers, churches, companies, and members, for each country.

Although isolated Sabbath keepers or Seventh-day Adventists from other countries are known to reside in some countries where there is no organized church, the data here corresponds to official reports from the divisions.

The "Ordained Ministers" column excludes those who serve in administrative positions at the union and division levels.

Definitions.—Officially, what is a "country or area of the world"? For the purposes of this report, it is a political or geographical entity recognized by the United Nations. Because the Seventh-day Adventist Church does not involve itself in political affairs, the reader should attach no special significance to the presence of certain names in the list or the absence of others. The countries and areas shown in the accompanying Global Mission tables are as listed in the United Nation's publication *Population and Vital Statistics Report* "Statistical Papers," Series A Vol. LXIV, Data available as of 1 January 2012, except for Taiwan which is not listed in the United Nations publication. Population figures are supplied by the Population Reference Bureau of Washington, DC.

"Presence" means the existence within the territory of an organized church.

"Established work" exists in a country or area of the world when one or more of the following criteria have been met: (1) when an organized church meets regularly; (2) when a mission station, healthcare facility, or school is functioning regularly; or (3) when a regular full-time denominational employee is based in the country or area carrying on outreach or soul-winning activities through such units as a Sabbath school, an organized company, or a language school. Seventh-day Adventist work is *not* considered to be established in a country or area when it is limited to a series of evangelistic meetings, literature-evangelist work not based there, scattered Sabbath keepers, employees traveling through, or temporary service by regular employees, student missionaries, or other volunteer employees. Countries or areas where the church does not have established work are listed in a half-page table on page 77.

The "number of countries and areas of the world" as listed by the United Nations as of 1 January 2012 is 236. Our count is 232 because we do not count Hong Kong SAR, Macao SAR (or Taiwan) since they are considered part of China according to the United Nation's listing. Also, we only count Saint Helena, not Ascension and Tristan da Cunha as they are dependencies of Saint Helena.

Symbols Used in Table 2:

- + Improvement, but percentage calculation is impossible because the beginning figure is zero.
- Decrease in growth.
- () Negative number.

TABLE 1
Conferences or Missions Where Each Church Serves More Than One Million Persons

Conference, Mission, or Country	Population Estimate (Millions) 2011	Churches 2011	Population Estimate (Millions) Per Church		Conference, Mission, or Country	Population Estimate (Millions) 2011	Churches 2011	Population Estimate (Millions) Per Church	
			2011	1990 or When Organized				2011	1990 or When Organized
EAST-CENTRAL AFRICA DIVISION					EURO-AFRICA DIVISION (Cont'd)				
East African Union Mission (Somalia)	9.9	...	no church	no church	Maghreb Field	85.9	4	21.5	75.3
Ethiopian Union Mission					Turkey Field	74.0	2	37.0	no church
Tigray Attached Mission	4.4	2	2.2	1.0	EURO-ASIA DIVISION				
West Congo Union Mission					Southern Union Mission				
Congo Equatorial Field	6.5	5	1.3	no church	Tajikistan Field	7.5	6	1.3	1.1
Lower Congo Field	5.9	4	1.5	3.4	Turkmenistan Field	5.1	1	5.1	5.6
Attached Field					Uzbekistan Field	28.5	12	2.4	1.7
Eritrea Mission Field	5.9	3	2.0	1.2	Trans-Caucasus Union Mission				
EURO-AFRICA DIVISION					Azerbaijan Mission				
Attached Field					9.2	6	1.5	2.1	
Trans-Mediterranean Territories					NORTHERN ASIA-PACIFIC DIVISION				
Iran Field	110.2	1	110.2	18.5	Chinese Union Mission				
					(China)				
					1,345.9	1,193	1.1	2.9	

Conference, Mission, or Country	Population Estimate (Millions) 2011	Churches 2011	Population Estimate (Millions) Per Church		Conference, Mission, or Country	Population Estimate (Millions) 2011	Churches 2011	Population Estimate (Millions) Per Church	
			2011	1990 or When Organized				2011	1990 or When Organized
TABLE 1—Conferences or Missions Where Each Church Serves More Than One Million Persons (Cont'd)					SOUTHERN ASIA-PACIFIC DIVISION (Cont'd)				
NORTHERN ASIA-PACIFIC DIVISION (Cont'd)					South Bangladesh Mission				
Japan Union Conference					West Bangladesh Mission				
East Japan Conference					Southeast Asia Union Mission				
West Japan Conference					Cambodia Adventist Mission				
Korean Union Conference					Thailand Mission				
(Korea, Democratic People's Rep. of)					Vietnam Mission				
					Lao Attached Field				
					West Indonesia Union Mission				
					Central Java Mission				
					Attached Field				
					Timor-Leste Mission				
					TRANS-EUROPEAN DIVISION				
					Middle East Union Mission				
					Cyprus Section				
					East Mediterranean Field				
					Egypt Field				
					Gulf Field				
					Iraq Field				
					Sudan Field				
					Pakistan Union Section				
					Northern Section				
					Southern Section				
					Attached Field				
					Greek Mission				
					WEST-CENTRAL AFRICA DIVISION				
					Sahel Union Mission				
					Burkina Faso Mission				
					Guinea Mission Station				
					Mali Mission				
					Niger Mission Station				
					Senegal/Mauritania Mission				
					(Occupied Palestinian Territory)				
SOUTHERN ASIA-PACIFIC DIVISION									
Bangladesh Union Mission									
East Bangladesh Mission									

Countries and Areas of the World Showing Where Seventh-day Adventist Work is Not Currently Established As of December 31, 2011

Country or Area of the World	Continent	Division	Population Estimate mid-2011	Country or Area of the World	Continent	Division	Population Estimate mid-2011
Afghanistan	Asia	Euro-Africa	32,358,000	Mauritania	Africa	West-Central Africa	3,542,000
Aland Islands	Europe	Trans-European	28,000	Monaco	Europe	Euro-Africa	36,000
Brunei Darussalam	Asia	Southern Asia-Pacific	410,000	Morocco	Africa	Euro-Africa	32,273,000
Comoros	Africa	Southern Africa-Indian Ocean	754,000	Occupied Palestinian Territory	Asia	Euro-Africa	4,164,000
Falkland Islands (Malvinas)	South America	South American	3,000	Saint Pierre and Miquelon	North America	North American	6,000
Gibraltar	Europe	Euro-Africa	29,000	San Marino	Europe	Euro-Africa	32,000
Greenland	North America	Trans-European	58,000	Somalia	Africa	East-Central Africa	9,926,000
Guernsey (Channel Islands)	Europe	Trans-European	62,000	Svalbard and Jan Mayen Islands	Europe	Trans-European	2,000
Holy See	Europe	Euro-Africa	1,000	Syrian Arab Republic	Asia	Trans-European	22,518,000
Jersey (Channel Islands)	Europe	Trans-European	94,000	Tokelau	Oceania	South Pacific	1,000
Korea, Democratic People's Rep of	Asia	Northern Asia-Pacific	24,457,000	Western Sahara	Africa	Euro-Africa	507,000
Maldives	Asia	Southern Asia	325,000	Yemen	Asia	Trans-European	23,833,000

Summary

Countries and areas of the world as recognized by the United Nations	232
Countries and areas of the world in which Seventh-day Adventist work is established	208
Countries and areas of the world in which Seventh-day Adventist work is not established (listed above)	24
Estimated population of the world as of June 30, 2011	6,986,951,000
Estimated population of countries and areas of the world in which Seventh-day Adventist work is established	6,831,532,000
Estimated population of countries and areas of the world in which Seventh-day Adventist work is <i>not</i> established (listed above)	155,419,000

GENERAL STATISTICS FOR 2011

GLOBAL MISSION

TABLE 2

Seventh-day Adventist Presence in *Countries and Areas of the World

(*Please see "Definitions" on page 76 of this report.) Revised Report May 7 and June 24, 2013

Country or Area of the World	Division	Ordained Ministers 2011	Churches 2011	Companies 2011	Church Membership 2011	Population Estimate (Thousands) 2011	Church Membership Per Million Population	Population Per Member Ratio**	% Net Membership Growth	
									Over Last Year	Over Last 10 Years
Afghanistan	EUD	0	0	0	5	32,358	0	5,393,000	0	+
Aland Islands	TED	0	1	0	11	28	393	2,333	22	+
Albania	TED	4	4	1	352	3,197	110	9,057	4	34
Algeria	EUD				74	35,980	2	479,733	3	335
American Samoa	SPD	6	10	5	1,860	67	27,761	36	0	55
Andorra	EUD	0	0	1	10	85	118	7,727	0	+
Angola	SID	172	1,069	1,549	409,137	19,638	20,834	48	5	85
Anguilla	IAD	1	3	0	981	15	65,400	15	9	66
Antigua and Barbuda	IAD	10	28	3	8,718	88	99,068	10	1	22
Argentina	SAD	144	534	412	112,907	40,488	2,789	359	3	42
Armenia	ESD	5	18	15	881	3,123	282	3,541	0	8
Aruba	IAD	2	7	2	713	108	6,602	151	1	16
Australia	SPD	277	420	98	56,703	22,672	2,501	400	1	12
Austria	EUD	31	49	9	3,928	8,418	467	2,143	1	10
Azerbaijan	ESD	3	6	6	720	9,150	79	12,691	(1)	17
Bahamas	IAD	17	55	0	20,550	357	57,563	17	2	83
Bahrain	TED				40	1,336	30	32,585	0	300
Bangladesh	SSD	20	120	298	34,823	150,685	231	4,327	5	36
Barbados	IAD	16	57	1	18,568	274	67,766	15	1	13
Belarus	ESD	25	65	27	4,012	9,472	424	2,360	(22)	(5)
Belgium	EUD	7	29	0	2,090	10,970	191	5,246	5	32
Belize	IAD	13	85	43	37,213	318	117,022	9	4	57
Benin	WAD	4	16	43	5,405	9,109	593	1,685	(11)	158
Bermuda	NAD	5	11	0	3,940	66	59,697	17	2	14
Bhutan	SUD	1	7	25	666	708	941	1,061	11	+
Bolivia (Plurinational State of)	SAD	71	321	642	79,997	10,088	7,930	126	12	(21)
Bosnia and Herzegovina	TED	5	23	0	602	3,843	157	6,373	(1)	(11)
Botswana	SID	19	102	99	32,827	2,033	16,147	62	6	56
Brazil	SAD	1,646	7,076	7,368	1,309,791	196,655	6,660	150	3	23
British Virgin Islands	IAD	3	8	0	1,693	25	67,720	15	4	34
Brunei Darussalam	SSD	0	0	0	0	410	0	410,000	0	0
Bulgaria	EUD	56	124	219	7,535	7,476	1,008	992	1	(2)
Burkina Faso	WAD	3	11	63	3,820	16,968	225	4,441	2	124
Burundi	ECD	30	298	383	131,371	10,216	12,859	78	2	83
Cambodia	SSD	9	6	28	5,667	14,702	385	2,594	2	46
Cameroun	WAD	74	848	547	103,812	20,052	5,177	193	(5)	4
Canada	NAD	234	358	79	63,681	34,468	1,848	541	2	26
Cape Verde	WAD	6	32	31	6,835	496	13,780	73	2	70
Cayman Islands	IAD	7	15	0	4,719	51	92,529	11	6	131
Central African Republic	WAD	4	51	48	10,539	4,950	2,129	470	2	54
Chad	WAD	6	43	25	3,969	11,536	344	2,906	4	91
Chile	SAD	147	632	325	113,022	17,268	6,545	153	(7)	12
China	NSD	125	1,193	3,072	403,948	1,345,855	300	3,332	3	30
Colombia	IAD	192	1,317	942	295,852	46,871	6,312	158	4	55
Comoros	SID	0	0	0	0	754	0	754,000	0	-
Congo	WAD	2	14	4	701	4,144	169	5,903	(5)	87
Congo, Democratic Republic of the	ECD	289	1,724	1,577	553,823	67,823	8,166	122	4	29
Cook Islands	SPD	4	14	2	876	16	54,750	18	2	13
Costa Rica	IAD	32	209	47	66,516	4,727	14,072	71	3	79
Cote d'Ivoire	WAD	8	60	88	12,796	22,621	566	1,768	3	66
Croatia	TED	16	84	11	2,789	4,405	633	1,579	(3)	(14)
Cuba	IAD	62	298	154	32,211	11,240	2,866	349	4	40
Cyprus	TED				80	1,107	72	13,667	10	14
Czech Republic	EUD	54	145	29	7,466	10,546	708	1,412	0	(3)
Denmark	TED	13	44	1	2,450	5,574	440	2,274	1	(8)
Djibouti	ECD	0	0	0	0	906	0	906,000	0	-
Dominica	IAD	4	23	5	6,840	73	93,699	11	1	37
Dominican Republic	IAD	109	690	452	284,789	10,010	28,450	35	4	82
Ecuador	SAD	36	202	380	46,896	14,666	3,198	313	15	11
Egypt	TED				739	82,637	9	111,672	2	3
El Salvador	IAD	37	652	233	210,272	6,227	33,768	30	4	102
Equatorial Guinea	WAD	1	19	0	2,563	720	3,560	281	4	136
Eritrea	ECD	1	3	12	526	5,939	89	11,269	0	11
Estonia	TED	8	20	0	1,627	1,340	1,214	823	0	(11)
Ethiopia	ECD	109	812	339	193,019	87,118	2,216	451	6	31
Faeroe Islands	TED	0	1	0	59	49	1,204	817	(6)	(21)
Falkland Islands (Malvinas)	SAD	0	0	0	0	3	0	3,000	0	0
Fiji	SPD	41	151	109	25,620	852	30,070	33	(6)	15
Finland	TED	10	71	5	4,981	5,359	929	1,076	(1)	(10)
France	EUD	52	119	17	12,993	63,305	205	4,872	3	29
French Guiana	IAD	6	11	6	2,272	243	9,350	107	0	34
French Polynesia	SPD	9	37	17	4,410	272	16,213	62	5	0
Gabon	WAD	3	15	13	3,820	1,534	2,490	401	6	69
Gambia	WAD	2	5	7	214	1,778	120	8,270	(83)	(62)
Georgia	ESD	3	8	5	426	4,329	98	10,138	1	37
Germany	EUD	209	565	32	35,099	81,755	429	2,329	0	(2)
Ghana	WAD	228	1,169	1,696	382,915	24,966	15,337	65	4	45
Gibraltar	EUD	0	0	0	0	29	0	29,000	0	0

STATISTICAL REPORT FOR 2011

Country or Area of the World	Division	Ordained Ministers 2011	Churches 2011	Companies 2011	Church Membership 2011	Population Estimate (Thousands) 2011	Church Membership Per Million Population	Population Per Member Ratio**	% Net Membership Growth	
									Over Last Year	Over Last 10 Years
Greece	TED	3	10	12	527	11,329	47	21,456	(2)	90
Greenland	TED	0	0	0	0	58	0	58,000	0	-
Grenada	IAD	12	46	2	13,076	105	124,533	8	0	39
Guadeloupe	IAD	15	64	11	12,010	444	27,050	37	(1)	11
Guam	SSD	5	6	2	1,103	192	5,745	174	(19)	25
Guatemala	IAD	42	803	143	232,996	14,740	15,807	63	6	107
Guernsey	TED	0	0	0	0	65	0	65,000	0	0
Guinea	WAD	3	2	25	1,516	10,232	148	6,745	4	223
Guinea-Bissau	WAD	2	2	23	2,439	1,610	1,515	660	7	176
Guyana	IAD	18	149	57	58,323	757	77,045	13	3	44
Haiti	IAD	111	497	510	374,399	10,124	36,981	27	4	47
Holy See	EUD	0	0	0	0	1	0	798	0	0
Honduras	IAD	40	424	194	249,497	7,755	32,172	31	4	133
Hong Kong Special Administrative Region (China)	NSD	14	18	1	4,640	7,130	651	1,536	2	19
Hungary	TED	33	106	24	4,672	9,972	469	2,134	0	4
Iceland	TED	2	6	1	489	319	1,533	651	2	(9)
India	SUD	389	4,103	5,433	1,608,024	1,241,275	1,295	772	5	181
Indonesia	SSD	622	1,513	617	197,588	238,181	830	1,205	(9)	1
Iran (Islamic Republic of)	EUD				29	77,891	0	2,596,367	0	(9)
Iraq	TED				168	32,665	5	193,284	(1)	(25)
Ireland	TED	2	5	4	415	4,584	91	11,019	25	18
Isle of Man	TED	0	1	0	25	84	298	3,231	32	+
Israel	TED	5	13	8	859	7,856	109	9,135	(3)	8
Italy	EUD	54	108	23	9,398	60,769	155	6,465	3	51
Jamaica	IAD	127	639	80	263,168	2,709	97,146	10	3	40
Japan	NSD	58	107	43	15,302	128,100	119	8,371	0	4
Jersey	TED	0	0	0	0	91	0	91,000	0	0
Jordan	TED				197	6,632	30	33,495	1	(2)
Kazakhstan	ESD	20	46	24	3,015	16,553	182	5,488	(9)	(14)
Kenya	ECD	478	4,533	4,821	721,214	41,610	17,333	58	6	7
Kiribati	SPD	5	14	15	2,228	103	21,631	46	0	67
Korea, Democratic People's Republic of+	NSD	0	26	0	866	24,457	35	28,209	0	0
Korea, Republic of	NSD	601	688	188	226,720	48,989	4,628	216	3	38
Kuwait	TED				187	2,818	66	14,989	3	28
Kyrgyzstan	ESD	5	14	16	802	5,600	143	6,974	(15)	(46)
Lao People's Democratic Republic	SSD	2	4	11	1,938	6,259	310	3,228	0	280
Latvia	TED	15	52	0	4,047	2,217	1,825	548	0	5
Lebanon	TED				404	4,264	95	10,528	3	(15)
Lesotho	SID	4	38	24	7,179	2,194	3,272	306	2	60
Liberia	WAD	12	66	39	26,963	4,133	6,524	153	4	53
Libya	EUD				121	6,423	19	52,648	0	73
Liechtenstein	EUD	0	0	0	8	36	222	4,000	14	14
Lithuania	TED	10	17	0	888	3,211	277	3,612	3	(2)
Luxembourg	EUD	1	1	0	69	517	133	7,386	(3)	8
Macao Special Administrative Region (China)	NSD	0	2	1	219	557	393	2,532	(4)	30
Macedonia, The Former Yugoslav Republic of	TED	5	15	0	555	2,059	270	3,703	(1)	19
Madagascar	SID	91	749	1,091	132,600	21,315	6,221	161	9	83
Malawi	SID	116	1,312	1,535	381,784	15,879	24,043	42	8	81
Malaysia	SSD	61	266	158	55,826	28,885	1,933	517	2	29
Maldives	SUD	0	0	0	0	325	0	325,000	0	0
Mali	WAD	1	3	22	1,577	15,394	102	9,755	1	89
Malta	EUD	1	1	0	28	412	68	14,207	0	56
Marshall Islands	SSD	2	3	4	679	55	12,345	81	3	6
Martinique	IAD	20	66	8	15,045	401	37,519	27	1	13
Mauritania	WAD	0	0	1	22	3,542	6	154,000	633	+
Mauritius	SID	11	33	5	4,680	1,286	3,639	275	2	40
Mayotte	SID	0	0	0	0	211	0	211,000	-	0
Mexico	IAD	477	3,032	4,156	693,450	114,793	6,041	166	3	35
Micronesia (Federated States of)	SSD	2	7	1	1,478	102	14,490	69	6	72
Moldova, Republic of	ESD	83	154	89	10,053	4,109	2,447	409	(6)	(11)
Monaco	EUD	0	0	0	0	36	0	36,000	0	0
Mongolia	NSD	6	4	6	1,760	2,814	625	1,598	7	574
Montenegro	TED	1	3	0	254	637	399	2,498	(2)	+
Montserrat	IAD	0	2	1	1,115	5	223,000	4	(9)	0
Morocco	EUD				53	32,273	2	597,648	10	165
Mozambique	SID	38	996	1,595	284,807	23,050	12,356	81	7	69
Myanmar	SSD	59	218	107	30,710	54,000	569	1,758	5	32
Namibia	SID	8	81	38	17,522	2,324	7,540	133	(2)	31
Nauru	SPD	1	0	1	25	10	2,500	385	0	(11)
Nepal	SUD	4	26	80	8,500	30,486	279	3,586	2	677
Netherlands	TED	23	52	15	4,943	16,694	296	3,377	0	14
Netherlands Antilles	IAD	12	35	9	9,627	202	47,658	21	5	47
New Caledonia	SPD	7	6	3	765	252	3,036	329	3	121
New Zealand	SPD	42	77	37	11,923	4,417	2,699	370	4	6
Nicaragua	IAD	18	212	52	118,747	5,870	20,229	49	4	138
Niger	WAD	1	1	6	210	16,069	13	76,156	24	123
Nigeria	WAD	253	912	1,236	282,549	162,265	1,741	574	(1)	45
Niue	SPD	1	1	0	5	1	5,000	167	(17)	(80)
Norfolk Island	SPD	1	1	0	38	2	19,000	51	(12)	(7)
Northern Mariana Islands	SSD	0	1	3	220	64	3,438	290	17	31
Norway	TED	23	62	2	4,570	4,952	923	1,083	0	(6)
Occupied Palestinian Territory						4,164	0	4,164,000	0	0
Oman	TED				40	2,997	13	73,098	(9)	(29)
Pakistan	TED	26	122	187	14,225	176,940	80	12,438	4	89
Palau	SSD	1	3	2	1,006	21	47,905	21	3	6

Table 2—Seventh-day Adventist Presence in Countries and Areas of the World (Cont'd)

GENERAL STATISTICS FOR 2011

Country or Area of the World	Division	Ordained Ministers 2011	Churches 2011	Companies 2011	Church Membership 2011	Population Estimate (Thousands) 2011	Church Membership Per Million Population	Population Per Member Ratio**	% Net Membership Growth	
									Over Last Year	Over Last 10 Years
Panama	IAD	39	254	64	96,999	3,571	27,163	37	3	112
Papua New Guinea	SPD	235	904	2,812	247,756	6,888	35,969	28	(2)	16
Paraguay	SAD	23	60	55	11,845	6,568	1,803	554	(9)	11
Peru	SAD	259	2,047	3,073	355,873	29,400	12,105	83	(18)	(31)
Philippines	SSD	484	4,512	2,003	765,631	95,739	7,997	125	7	(15)
Pitcairn	SPD	1	1	0	21	0	318,182	3	17	(5)
Poland	TED	38	116	36	5,790	38,222	151	6,600	0	1
Portugal	EUD	32	96	26	9,425	10,653	885	1,130	0	15
Puerto Rico	IAD	101	301	24	37,442	3,709	10,095	99	2	18
Qatar	TED				98	1,732	57	17,495	14	277
Reunion	SID	9	18	2	1,467	856	1,714	583	5	15
Romania	EUD	293	1,091	265	67,033	21,408	3,131	319	(1)	(8)
Russian Federation	ESD	188	684	505	45,037	142,847	315	3,172	(16)	(25)
Rwanda	ECD	128	1,583	562	524,132	10,932	47,945	21	7	53
Saint Helena	SID	1	1	1	110	8	13,750	72	2	29
Saint Kitts and Nevis	IAD	2	12	2	2,527	50	50,540	20	14	43
Saint Lucia	IAD	14	48	10	17,361	176	98,642	10	1	59
Saint Pierre and Miquelon	NAD	0	0	0	0	6	0	6,000	0	0
Saint Vincent and the Grenadines	IAD	7	36	3	13,927	109	127,771	8	(1)	30
Samoa	SPD	14	30	32	7,140	191	37,382	27	0	102
San Marino	EUD	0	0	0	0	32	0	32,000	0	0
Sao Tome and Principe	SID	8	9	37	4,050	180	22,500	44	9	212
Saudi Arabia	TED				172	27,897	6	161,254	58	+
Senegal	WAD	3	6	2	506	12,768	40	25,183	0	48
Serbia	TED	35	169	0	6,627	9,541	695	1,439	0	(6)
Seychelles	SID	2	5	4	747	88	8,489	118	8	6
Sierra Leone	WAD	4	52	83	19,608	5,364	3,655	274	2	47
Singapore	SSD	6	7	1	2,806	5,167	543	1,841	2	23
Slovakia	EUD	15	40	14	2,217	5,440	408	2,453	1	0
Slovenia	TED	4	13	2	553	2,052	269	3,704	(1)	7
Solomon Islands	SPD	40	184	244	43,067	545	79,022	13	4	38
Somalia	ECD	0	0	0	0	9,926	0	9,926,000	0	0
South Africa	SID	147	942	307	101,465	50,460	2,011	497	6	54
Spain	EUD	52	108	39	16,094	46,178	349	2,869	2	90
Sri Lanka	SSD	8	37	22	3,907	20,858	187	5,337	2	9
Sudan	TED				18,482	44,632	414	2,415	8	71
Suriname	IAD	4	15	3	4,385	529	8,289	121	2	40
Svalbard and Jan Mayen Islands	TED	0	0	0	0	2	0	2,000	0	0
Swaziland	SID	5	21	32	5,319	1,203	4,421	226	(8)	71
Sweden	TED	13	37	2	2,762	9,447	292	3,419	(1)	(2)
Switzerland	EUD	29	51	5	4,350	7,868	553	1,808	1	6
Syrian Arab Republic	TED				0	22,518	0	22,518,000	0	0
Taiwan (China)	NSD	48	54	30	6,175	23,176	266	3,753	2	60
Tajikistan	ESD	2	6	4	261	7,535	35	28,760	(58)	(53)
Tanzania, United Republic of	ECD	153	2,029	1,975	430,573	46,218	9,316	107	4	59
Thailand	SSD	33	46	79	14,095	69,519	203	4,932	3	11
Timor-Leste	SSD	2	1	8	479	1,186	404	2,471	5	4,690
Togo	WAD	6	40	90	5,517	5,847	944	1,060	12	(19)
Tokelau	SPD	0	0	0	0	1	0	1,000	-	0
Tonga	SPD	4	12	26	2,645	104	25,433	39	2	42
Trinidad and Tobago	IAD	63	146	29	64,118	1,325	48,391	21	0	15
Tunisia	EUD				47	10,676	4	222,417	7	2,250
Turkey	EUD				96	73,950	1	762,371	12	174
Turkmenistan	ESD	0	1	1	95	5,105	19	53,177	(5)	16
Turks and Caicos Islands	IAD	2	8	2	2,405	45	53,444	19	6	210
Tuvalu	SPD	1	1	2	345	11	31,364	32	95	103
Uganda	ECD	126	833	1,881	229,591	34,543	6,647	150	4	88
Ukraine	ESD	227	924	332	55,145	45,730	1,206	829	(10)	(9)
United Arab Emirates	TED				458	7,891	58	17,192	9	305
United Kingdom of Great Britain and Northern Ireland	TED	126	250	39	32,575	62,736	519	1,926	4	57
United States of America	NAD	2,863	4,965	713	1,074,544	311,696	3,447	290	1	19
United States Virgin Islands	IAD	14	13	2	8,440	109	77,431	13	1	14
Uruguay	SAD	18	50	27	7,441	3,369	2,209	453	(1)	35
Uzbekistan	ESD	4	12	5	791	28,463	28	35,938	(36)	(39)
Vanuatu	SPD	15	58	147	18,149	252	72,020	14	2	23
Venezuela (Bolivarian Republic of)	IAD	136	898	534	251,979	29,278	8,606	116	8	131
Viet Nam	SSD	15	12	122	10,590	87,850	121	8,295	4	47
Wallis and Futuna Islands	SPD					13	231	3,250	(57)	+
Western Sahara	EUD				0	507	0	507,000	0	0
Yemen	TED				0	23,833	0	23,833,000	0	0
Zambia	SID	134	2,053	3,646	772,929	13,475	57,360	17	8	103
Zimbabwe	SID	121	1,338	2,466	700,779	12,084	57,992	17	6	91
SUMMARY										
Africa		2,853	24,031	28,259	6,539,463	1,051,495	6,219	161	5	54
Asia		2,653	13,242	12,611	3,424,929	4,216,020	812	1,231	4	48
Europe		1,798	5,516	1,787	374,553	740,101	506	1,976	(4)	0
North America		4,531	14,102	7,034	4,062,297	546,049	7,439	134	3	46
Oceania		714	1,941	3,563	428,065	37,103	11,537	87	(1)	18
South America		2,700	13,312	13,824	2,650,583	396,183	6,690	149	0	17
WORLD TOTALS 2011		15,249	72,144	67,078	17,479,890	6,986,951	2,502	400	3	42
WORLD TOTALS 2010		15,096	70,188	65,157	16,923,239	6,892,319	2,455	407	4	45

Note—Statistics for some countries or areas are not available.

**Population per member is calculated as population divided by members plus one (to avoid dividing by zero).

+No report since 1959.

LANGUAGES AND DIALECTS IN WHICH SEVENTH-DAY ADVENTIST PUBLICATIONS ARE NOW IN PRINT

Language or Dialect	Country or Area of the World	Division	Language or Dialect	Country or Area of the World	Division	Language or Dialect	Country or Area of the World	Division
Acholi	Uganda	ECD	Chagga: Kihai	Tanzania, United Republic of	ECD	Fulfulde, Pulaar:	Senegal	WAD
Adele	Togo	WAD	Chamorro	Guam; Northern Mariana Islands	SSD	Toucouleur		
Afar	Ethiopia	ECD	Chiga (Rukiga)	Uganda	ECD	Fuuta Jalon	Senegal	WAD
Afrikaans	United States of America	NAD	Chin, Falam	Myanmar	SSD	Ga: Adangbe; Krobo	Ghana	WAD
Afrikaans	Namibia; South Africa	SID	Chin, Haka: Zotung	Myanmar	SSD	Gagauz	Ukraine	ESD
Afrikaans	United Kingdom of Great Britain and Northern Ireland	TED	Chin, Matu (Matupi)	Myanmar	SSD	Ganda (Luganda)	Uganda	ECD
Akan: Asante; Fante; Kwawu; (Akuapim)	Ghana	WAD	Chin, Ngawn	Myanmar	SSD	Garo	India	SUD
Akan: Twi (Ghana)	United States of America	NAD	Chin, Tedim	Myanmar	SSD	Gen-Gbe (Mina)	Togo	WAD
Akawaio	Guyana; Venezuela (Bolivarian Republic of)	IAD	Chin, Thado	Myanmar	SSD	Georgian	Georgia	ESD
Albanian, Gheg	Serbia	TED	Chinese, Mandarin	Canada; United States	NAD	German, Standard	Austria; Germany; Switzerland	EUD
Albanian, Tosk	Albania; Macedonia, The Former Yugoslav Republic of	TED	Chinese, Mandarin	China; Hong Kong SAR (China); Macao SAR (China); Taiwan (China)	NSD	German, Standard	United States of America	NAD
Altai	Russian Federation	ESD	Chinese, Mandarin	Malaysia; Singapore; Thailand; Viet Nam	SSD	German, Standard	Brazil	SAD
Alur (Lur)	Congo, Democratic Rep of the; Uganda	ECD	Chinese, Yue (Cantonese)	United States of America	NAD	German, Standard	Namibia; South Africa	SID
Ambae, East	Vanuatu	SPD	Chisua*	Mozambique	SID	Ghananian Languages	Canada; United States	NAD
Ambrym, North	Vanuatu	SPD	Chuukese (Truk; Trukese)	Micronesia (Federated States of)	SSD	Gikuyu (Kikuyu)	Kenya	ECD
Amharic (Amarigna)	Ethiopia	ECD	Crioulo, Upper Guinea	Cape Verde	WAD	Gourmanchema	Burkina Faso	WAD
Arabe*	Mauritania	WAD	Czech	Czech Republic	EUD	(Goulmancema; Gourma)		
Arabic	Guinea	WAD	Czech	Croatia	TED	Greek	United States of America	NAD
Arabic, Standard	Egypt; Iraq; Israel; Jordan; Kuwait; Lebanon; Sudan; United Arab Emirates	TED	Dagbani	Ghana	WAD	Greek	Greece	TED
Arakanese (Rakhine)	Myanmar	SSD	Dakaka (Baiap; South Ambrym)	Vanuatu	SPD	Gujarati	India	SUD
Armenian	Armenia	ESD	Danish	United States of America	NAD	Gurage (Guragigna*)	Ethiopia	ECD
Armenian	United States of America	NAD	Danish	Denmark	TED	Gusii (Ekegusii; Kisii)	Kenya	ECD
Armenian	Lebanon	TED	Dayak, Land	Malaysia	SSD	Gusii (Kisii)	United States of America	NAD
Assamese	India	SUD	Dogon	Mali	WAD	Gwere (Bagwere; Lugwere)	Uganda	ECD
Avar	Russian Federation	ESD	Dusun Witu	Indonesia	SSD	Ha (Kihia)	Tanzania, United Republic of	ECD
Aymara, Central	Bolivia (Plurinational State of); Ecuador	SAD	Dutch	United Kingdom of Great Britain and Northern Ireland	TED	Hadiyya (Guddelign; Gudeilla; Hadiyigna*)	Ethiopia	ECD
Aymara, Southern	Peru	SAD	Efate, North: Tongoa	Vanuatu	SPD	Haitian Creole French	United States of America; United States of America	NAD
Azerbaijani, North	Azerbaijan	ESD	Efik	Nigeria	WAD	Hausa	United States of America	NAD
Babatana: Avaso	Solomon Islands	SPD	English	Bermuda; Canada; United States	NAD	Hausa	Ghana; Nigeria	WAD
Badjara	Mali	WAD	English	Australia; New Zealand	SPD	Haya (Ekihaya)	Tanzania, United Republic of	ECD
Badyara	Senegal	WAD	English	Malawi; Mauritius; Namibia; Saint Helena; Seychelles; South Africa	SID	Hebrew	Israel	TED
Bago	Philippines	SSD	English	India	SUD	Hiligaynon: Bantayan	Philippines	SSD
Bainouk: Gunyamoolo	Senegal	WAD	English	Guam; Northern Mariana Islands	SSD	Hindi	India	SUD
Bali (Balinese)	Indonesia	SSD	English	Israel; Netherlands; UK of Great Britain and Northern Ireland	TED	Hindi, Caribbean (Hindustani)	Suriname	IAD
Balkar	Russian Federation	ESD	English	Cameroon; Gambia; Ghana; Liberia; Nigeria; Sierra Leone	WAD	Hmong	United States of America	NAD
Bambara	Mali	WAD	Epi*	Vanuatu	SPD	Hmong Njua (Miao)	China	NSD
Bangala (Ngala)	Congo, Democratic Rep of the	ECD	Erzya (Mordvin)	Russian Federation	ESD	Hungarian	Ukraine	ESD
Basari	Senegal	WAD	Estonian	United States of America	NAD	Hungarian	Romania	EUD
Batak Angkola	Indonesia	SSD	Estonian	United States of America	NAD	Hungarian	Canada; United States	NAD
Batak Dairi (Pakpak)	Indonesia	SSD	Ewe	Estonia	TED	Hungarian	Croatia; Hungary; Israel; Serbia; Slovenia	TED
Batak Karo	Indonesia	SSD	Faroese	Ghana; Togo	WAD	Ibaloi	Philippines	SSD
Batak Simalungun (Simelungan)	Indonesia	SSD	Farsi, Western	Faeroe Islands	TED	Iban (Sea Dayak)	Malaysia	SSD
Batak Toba	Indonesia	SSD	Fe'Fe' (Bamileke-Fe'Fe')	Iran (Islamic Republic of)	EUD	Icelandic	Iceland	TED
Batanga: Bapuko (Banoho; Noho)	Cameroon	WAD	Fijian	Cameroon	WAD	Ife (Ana)	Togo	WAD
Bemba (Chibemba)	Zambia	SID	Fijian (Fiji; Ra; * Rabi*)	United States of America	NAD	Igbo (Ibo)	United States of America	NAD
Bena (Ekibena)	Tanzania, United Republic of	ECD	Filipino	Fiji; New Zealand	SPD	Igbo (Ibo)	Nigeria	WAD
Benga	Cameroon	WAD	Finnish	United States of America	NAD	Ito	Togo	WAD
Bengali (Bangla)	India	SUD	Finnish	United States of America	NAD	Ilocano	United States of America	NAD
Bengali (Bangla)	Bangladesh	SSD	French	Finland	TED	Ilocano	Philippines	SSD
Biatah (Bideyu)	Malaysia	SSD	French	Burundi; Congo, Democratic Republic of the	ECD	Indian*	Fiji	SPD
Bicolano, Central	Philippines	SSD	French	Belgium; France; Switzerland	EUD	Indonesian	United States of America	NAD
Bidyogo (Bijago)	Guinea-Bissau	WAD	French	French Guiana; Guadeloupe; Haiti; Martinique	IAD	Indonesian	Indonesia; Timor-Leste	SSD
Bilua	Solomon Islands	SPD	French	Canada; United States	NAD	Inuit, Greenlandic (Greenlandic Eskimo)	Greenland	TED
Bissa	Burkina Faso	WAD	French	French Polynesia; New Caledonia; New Zealand	SPD	Isnag	Philippines	SSD
Bobo Fing	Burkina Faso	WAD	French	Madagascar; Mauritius; Reunion; Seychelles	SID	Italian	Italy; Switzerland	EUD
Bobo Madare, Northern (Bobo)	Mali	WAD	French	United Kingdom of Great Britain and Northern Ireland	TED	Italian	United States of America	NAD
Bontoc, Central	Philippines	SSD	French	Benin; Burkina Faso; Cameroon; Chad; Congo; Cote d'Ivoire; Gabon; Guinea; Mali; Mauritania; Niger; Senegal; Togo	WAD	Itneg, Binongan	Philippines	SSD
Boso, Sorogama (Bozo)	Mali	WAD	French	United Kingdom of Great Britain and Northern Ireland	TED	Japanese	United States of America	NAD
Bribri	Costa Rica	IAD	French	Benin; Burkina Faso; Cameroon; Chad; Congo; Cote d'Ivoire; Gabon; Guinea; Mali; Mauritania; Niger; Senegal; Togo	WAD	Japanese	Japan	NSD
Budik	Senegal	WAD	French	United States of America	NAD	Japanese	Brazil; Paraguay	SAD
Bughotu	Solomon Islands	SPD	Fulfulde, Adamawa (Fulani)	United States of America	NAD	Javanese	Indonesia	SSD
Bulgarian	Bulgaria	EUD	Fulfulde, Pulaar (Peuhl)	Mali; Mauritania	WAD	Jingpho (Kachin)	Myanmar	SSD
Bulu	Cameroon	WAD				Jita (Kijita*)	Tanzania, United Republic of	ECD
Burmese	United States of America	NAD				Jola-Fogny (Diola-Fogny)	Senegal	WAD
Burmese (Myen)	Myanmar	SSD				Jola-Kasa	Senegal	WAD
Bwamu	Burkina Faso	WAD				Jula (Dioula)	Burkina Faso	WAD
Catalan	Spain	EUD				Kabardian	Russian Federation	ESD
Cebuano (Visayan)	United States of America	NAD				Kabiye (Cabrais; Kabre)	Togo	WAD
Filipino Language						Kabyle	Algeria	EUD
Cebuano: Cebu	Philippines	SSD				Kaimga*	Senegal	WAD
						Kakwa	Uganda	ECD

Language or Dialect	Country or Area of the World	Division	Language or Dialect	Country or Area of the World	Division	Language or Dialect	Country or Area of the World	Division
Languages and Dialects . . . Now in Print (Cont'd)			Makhuwa (Macua)	Mozambique	SID	Portuguese	Angola; Mozambique; Namibia; Sao Tome and Principe; South Africa	SID
Kalangaya* (Kalinga, Madukayang)	Philippines	SSD	Malagasy	Madagascar	SID	Portuguese	Israel	TED
Kalenjin: Nandi, Kipsigis, Tugen	Kenya	ECD	Malay	Brunei Darussalam; Malaysia; Singapore	SSD	Portuguese	Cape Verde; Guinea-Bissau	WAD
Kamba (Kikamba)	Kenya	ECD	Malayalam	India	SUD	Punjabi, Western	United Kingdom of Great Britain and Northern Ireland	TED
Kambaata (Kembatigna*)	Ethiopia	ECD	Malekulan*	Vanuatu	SPD	Quechua, Cuzco	Peru	SAD
Kankanaey	Philippines	SSD	Malinke	Mali; Senegal	WAD	Quechua, South Bolivian	Bolivia (Plurinational State of)	SAD
Kannada	India	SUD	Maltese	Malta	EUD	Quichua, Chimborazo	Ecuador	SAD
Kaonde	Zambia	SID	Malua Bay (Espiegle Bay)	Vanuatu	SPD	Highland		
Karamojong	Uganda	ECD	Mandyak (Mandjaque)	Senegal	WAD	Raltasa* (Linbul*)	Vanuatu	SPD
Karen	United States of America	NAD	Manggarai (Florese*)	Indonesia	SSD	Rarotongan (Cook Islands Maori)	Cook Islands	SPD
Karen, Pwo	Myanmar; Thailand	SSD	Mankanya (Mancagne)	Senegal	WAD	Rennel (Bellona)	Solomon Islands	SPD
Karen, S'gaw (Burmese Karen; S'gaw)	Myanmar; Thailand	SSD	Manyawa	Mozambique	SID	Romanian	Chile	SAD
Kazakh	Kazakhstan	ESD	Maori	New Zealand	SPD	Romanian (Rumanian)	Romania	EUD
Kgalagadi (Shekagalagadi)	Botswana	SID	Marathi	India	SUD	Romanian (Rumanian)	Moldova, Republic of; Ukraine	ESD
Khasi	India	SUD	Marovo	Solomon Islands	SPD	Romanian (Rumanian)	Canada; United States	NAD
Khmer, Central (Cambodia)	Canada; United States	NAD	Marshallese	Marshall Islands	SSD	Romanian, Istro	Serbia	TED
Khmer, Central (Cambodia)	Cambodia	SSD	Masaba (Lugisu)	Uganda	ECD	Roti (Rote; Rotti)	Indonesia	SSD
Khwe: Bukakhwe, River Bushman	Botswana	SID	Masbatenyu	Philippines	SSD	Rotuman	Fiji	SPD
Kinga (Ekikinga)	Tanzania, United Republic of	ECD	Medumba (Bamileke-Medumba)	Cameroon	WAD	Roviana	Solomon Islands	SPD
Kipare*	Tanzania, United Republic of	ECD	Meithei: Pangal (Manipuri)	India	SUD	Rundi (Kirundi)	Burundi; Congo, Democratic Rep of the; Rwanda	ECD
Kirghiz	Kyrgyzstan	ESD	Meru (Kimeru)	Kenya	ECD	Runyakitara*	Uganda	ECD
Kiribati: Banaban (Ikiribati)	Fiji; Kiribati	SPD	Minangkabau (Padang)	Indonesia	SSD	Russian	Germany	EUD
Kolana (Kolana-Wersin)	Indonesia	SSD	Miskito (Mosquito)	Honduras; Nicaragua	IAD	Russian	Armenia; Azerbaijan; Belarus; Georgia; Kazakhstan; Kyrgyzstan; Moldova, Republic of; Russian Federation; Tajikistan; Turkmenistan; Ukraine; Uzbekistan	ESD
Komerig	Indonesia	SSD	Moba	Togo	WAD	Rwanda (Kinyarwanda; Runyarwanda)	Rwanda; Uganda	ECD
Kongo: Fioti (Kikongo; Kutuba*)	Congo, Democratic Rep of the	ECD	Mon	Myanmar	SSD	Sa'a: Ulawa (South Malaita)	Solomon Islands	SPD
Konjo (Lukono; OluKonjo)	Uganda	ECD	Mongolian, Halh: Halh (Khalkha)	Mongolia	NSD	Sabu (Havunese; Sawu)	Indonesia	SSD
Korean	Canada; United States	NAD	Mongolian, Peripheral	China	NSD	Sakao (Sakau)	Vanuatu	SPD
Korean	China; Korea, Republic of	NSD	Mono: Alu (Alo)	Solomon Islands	SPD	Samo, Southern	Burkina Faso	WAD
Korean	Australia; New Zealand	SPD	Motu, Hiri (Police Motu)	Papua New Guinea	SPD	Samoan	United States of America	NAD
Krio (Aku)	Mali; Senegal	WAD	Mpotovoro (Botovoru)	Vanuatu	SPD	Samoan	New Zealand; Samoa	SPD
Kullo (Kulligna*)	Ethiopia	ECD	Mundari	India	SUD	Sango	Central African Republic	WAD
Kuna, San Blas (San Blass Cuna)	Costa Rica; Panama	IAD	Naga, Sema	India	SUD	Santa Cruz	Solomon Islands	SPD
Kuria (Kikuria)	Tanzania, United Republic of	ECD	Naga, Tangkhul	India	SUD	Sasak	Indonesia	SSD
Kusaie (Kosrae; Kosraean)	Micronesia (Federated States of)	SSD	Nambas, Big (Amok; Bib; * Nu Nan Taut*)	Vanuatu	SPD	Sena, Malawi (Chisena)	Malawi	SID
Kwara'ae	Solomon Islands	SPD	Nandi (Kinandi)	Congo, Democratic Rep of the	ECD	Serbo-Croatian (Croatian; Serbian)	Canada; United States	NAD
Kwatay	Mali; Senegal	WAD	Nauruan	Nauru	SPD	Serbo-Croatian (Croatian; Serbian)	Australia	SPD
Kwerba (Airmati)	Indonesia	SSD	Navaho (Navajo)	United States of America	NAD	Serbo-Croatian (Croatian; Serbian)	Bosnia and Herzegovina; Croatia; Macedonia, The Former Yugoslav Rep of; Montenegro; Serbia; Slovenia; Sweden	TED
Lala-Bisa: Lala; Swaka	Zambia	SID	Navaho (Navajo)	United States of America	NAD	Serere-Sine	Senegal	WAD
Lama (Lamba; Losso)	Togo	WAD	Ndau (Chindau; Shanga)	Mozambique	SID	Shan	Myanmar	SSD
Lamang (Waha)	Tanzania, United Republic of	ECD	Ndebele	Zimbabwe	SID	Shona	United States of America	NAD
Lamba (Chilamba)	Zambia	SID	Ndowe*	Equatorial Guinea	WAD	Shona	Zimbabwe	SID
Lampung	Indonesia	SSD	Nepali	Bhutan; Nepal	SUD	Sidamo (Sidamogna*)	Ethiopia	ECD
Langgalanga	Solomon Islands	SPD	Ngatik Men's Creole (Ngatikese)	Micronesia (Federated States of)	SSD	Sinhala (Sinhalese)	Sri Lanka	SSD
Lango	Uganda	ECD	Ngumba (Mabea)	Cameroon	WAD	Slavic	United States of America	NAD
Lao (Laotian)	Tanzania, United Republic of	ECD	Nias	Indonesia	SSD	Slovak (Slovakian)	Slovakia	EUD
Lao (Laotian)	Lao People's Democratic Republic; Thailand	SSD	Niue	Niue	SPD	Slovak (Slovakian)	Serbia	TED
Latvian	Latvia	TED	Noon	Senegal	WAD	Slovenian	Slovenia	TED
Lau	United States of America	NAD	Norwegian, Bokmal	United States of America	NAD	Soga (Lusoga)	Uganda	ECD
Lenakel	Vanuatu	SPD	Norwegian, Bokmal	Norway	TED	Songai (Sonrai)	Mali	WAD
Lengo	Solomon Islands	SPD	Ntcham	Togo	WAD	Soninke	Mali; Senegal	WAD
Lenje (Chilenje)	Zambia	SID	Nyakuyusa-Ngonde (Nyakusa)	Tanzania, United Republic of	ECD	Sotho, Southern (Sesotho)	Lesotho; South Africa	SID
Lithuanian	Lithuania	TED	Nyamwezi (Kinyamwezi)	Tanzania, United Republic of	ECD	Spanish	Spain	EUD
Lomwe (Ngulu)	Malawi; Mozambique	SID	Nyanja: Chewa (Chichewa)	Malawi; Mozambique; Zambia	SID	Spanish	Colombia; Costa Rica; Cuba; Dominican Republic; El Salvador; Guatemala; Honduras; Mexico; Nicaragua; Panama; Puerto Rico; Venezuela (Bolivarian Republic of)	IAD
Lopevi*	Vanuatu	SPD	Nyanjole (Ulunyankole)	Uganda	ECD			
Low Lugbara	Uganda	ECD	Nyoro (Runyoro)	Uganda	ECD			
Lozi	Zambia	SID	Oriya	India	SUD			
Luba-Kasai (Chiluba; Tshiluba)	Congo, Democratic Rep of the	ECD	Oromo, West Central (Oromiffa)	Ethiopia	ECD			
Lunda: Ndembu	Zambia	SID	Osetin	Russian Federation	ESD			
Luo	Kenya; Tanzania, United Republic of	ECD	Paama (Asaa*)	Vanuatu	SPD			
Lusengo: Mongo (Kimongo*)	Congo, Democratic Rep of the	ECD	Palauan (Palau)	Palau	SSD			
Lushai: Mizo (Hualngo, Lushai)	India	SUD	Pampangan (Pampang)	Philippines	SSD			
Lushai: Mizo (Hualngo, Lushai)	Myanmar	SSD	Pangasinan	Philippines	SSD			
Luvale	Zambia	SID	Panjabi, Eastern (Gurmukhi)	India	SUD			
Luyia (Luhya)	United States of America	NAD	Panjabi, Eastern (Punjabi)	United States of America	NAD			
Luyia (Luhya), Tezo*	Kenya	ECD	Papiamentu (Papiamentu)	Netherlands Antilles	IAD			
Lyele	Burkina Faso	WAD	Papiamentu (Papiamentu)	Netherlands	TED			
Maasai (Kimaasai)	Kenya; Tanzania, United Republic of	ECD	Pidgin, Nigerian	United States of America	NAD			
Macedonian	Macedonia, The Former Yugoslav Republic of	TED	Pijin	Solomon Islands	SPD			
Madi	Uganda	ECD	Pingelap (Pingelapese)	Micronesia (Federated States of)	SSD			
			Polish	United States of America	NAD			
			Polish	South Africa	SID			
			Polish	Israel; Poland; UK of Great Britain and Northern Ireland	TED			
			Ponapean (Pohnpeian)	Micronesia (Federated States of)	SSD			
			Portuguese	Portugal	EUD			
			Portuguese	Canada; United States	NAD			
			Portuguese	Brazil	SAD			
						Spanish	Bermuda; Canada; United States	NAD
						Spanish	Argentina; Bolivia (Plurinational State of); Chile; Ecuador; Paraguay; Peru; Uruguay	SAD
						Spanish	Australia	SPD

Language or Dialect	Country or Area of the World	Division	Language or Dialect	Country or Area of the World	Division	Language or Dialect	Country or Area of the World	Division
Languages and Dialects... Now in Print (Cont'd)			Tamil	India	SUD	Ukrainian	Canada; United States	NAD
Spanish	United Kingdom of Great Britain and Northern Ireland	TED	Tamil	Malaysia; Singapore; Sri Lanka	SSD	Urdu	United States of America	NAD
Spanish	Equatorial Guinea	WAD	Tatar	Russian Federation	ESD	Urdu	India	SUD
Sranan (Taki-Taki)	Suriname	IAD	Tausug	Philippines	SSD	Urdu	Pakistan	TED
Sukuma (Kisukuma)	Tanzania, United Republic of	ECD	Telugu (Telegu)	India	SUD	Urhobo	Nigeria	WAD
Sunda (Sundanese)	United States of America	NAD	Tem (Kotokoli)	Togo	WAD	Uripiv-Wala-Rano-Atchin:	Vanuatu	SPD
Sururabanga* (Pentecost*)	Vanuatu	SPD	Teso (Lutesa*)	Uganda	ECD	Atchin (Nale)		
Swahili	United States of America	NAD	Tetun Dili (Tetum)	Timor-Leste	SSD	Uyghur	China	NSD
Swahili	Australia	SPD	Thai	United States of America	NAD	Uzbek, Northern	Uzbekistan	ESD
Swahili	United Kingdom of Great Britain and Northern Ireland	TED	Thai	Thailand	SSD	Vangunu: Bareke	Solomon Islands	SPD
Swahili (Kiswahili)	Kenya; Rwanda; Tanzania, United Republic of	ECD	Tibetan	China	NSD	Venda	South Africa	SID
Swahili, Congo (Zaire Swahili)	Congo, Democratic Rep of the	ECD	Tigrigna (Tigrinya)	Eritrea; Ethiopia	ECD	Vietnamese	United States of America	NAD
Swedish	United States of America	NAD	To'abaita	Solomon Islands	SPD	Vietnamese	Viet Nam	SSD
Swedish	Finland; Sweden	TED	Tok Pisin (Pidgin)	Papua New Guinea	SPD	Vlaams (Flemish)	Belgium	EUD
Tagalog	Canada; United States	NAD	Tolai (Kuanua)	Papua New Guinea	SPD	Vlaams (Flemish)	United States of America	NAD
Tagalog	Guam; Philippines	SSD	Tolomaco (Big Bay)	Vanuatu	SPD	Vlaams (Flemish)	Netherlands	TED
Tahitian	French Polynesia	SPD	Tonga (Zambezi)	Zambia	SID	Waray-Waray (Samareno)	Philippines	SSD
Tajiki	Tajikistan	ESD	Tongan (Tonga)	United States of America	NAD	Wolaytta (Wolaitta)	Ethiopia	ECD
Talaud	Indonesia	SSD	Tongan (Tonga)	New Zealand; Tonga	SPD	Wolof (Ouolof)	Mauritania; Senegal	WAD
Tamasheq, Kidal	Mali	WAD	Toraja-Sa'dan (Toraja)	Indonesia	SSD	Xhosa	South Africa	SID
			Tsonga (Shangaan)	South Africa	SID	Yakut	Russian Federation	ESD
			Tswana (Setswana)	Botswana; South Africa	SID	Yao	Malawi	SID
			Tumbuka	Malawi; Zambia	SID	Yeyi: (Shiyeyi)	Botswana	SID
			Turkish	Bulgaria; Turkey	EUD	Yoruba	Nigeria	WAD
			Turkmen	Turkmenistan	ESD	Yoruba (Nigerian Language)	United States of America	NAD
			Tuvaluan (Tuvalu)	Tuvalu	SPD	Yugoslavian*	Canada	NAD
			Ughele	Solomon Islands	SPD	Zulu	South Africa	SID
			Ukrainian	Ukraine	ESD			

Symbols Used in the Languages Column in this Table: () = *Synonym.*
 : = *Dialect.*
 * = *Not found in Ethnologue Languages of the World, copyright 2005, but recognized by the home division.*
 , = *Used to qualify a main language with a differentiating adjective.*

Summary of All Languages and Dialects in Which Seventh-day Adventist Work is Being Conducted

Languages and Dialects Used in Publications	370
Languages and Dialects Used in Publications and Oral Work	927

Key to Seventh-day Adventist Divisions

- ECD East-Central Africa Division
- EUD Euro-Africa Division
- ESD Euro-Asia Division
- IAD Inter-American Division
- NAD North American Division
- NSD Northern Asia-Pacific Division
- SAD South American Division
- SPD South Pacific Division
- SID Southern Africa-Indian Ocean Division
- SUD Southern Asia Division
- SSD Southern Asia-Pacific Division
- TED Trans-European Division
- WAD West-Central Africa Division

SUMMARY OF SEVENTH-DAY ADVENTIST WORLD STATISTICS

Year	Union Conferences and Missions	Local Conferences and Missions	Ministerial Credential	Commissioned Minister Credential	Comm. Ministry of Teaching Credential	Missionary Credential	Ministerial License	Commissioned Minister License	Comm. Ministry of Teaching License	Missionary License	Bible Instructors	Literature Evangelist Credential and License	Total General Employees	Churches	Church Membership at End of Year	Tithe	World Mission Including U.S., Other G.C., and Ingathering Funds	Intradivision and Local Church Funds	Total Tithe and Offerings Per Capita
																US\$	US\$	US\$	US\$
1863	6	22	8	30	125	3,500	8,000	2.29
1870	11	37	35	72	179	5,440	21,822	3,553	...	4.66
Total, 1863-1870	127,803	5,354
1880	32	144	116	260	640	15,570	61,857	5,944	...	4.35
Total, 1871-1880	395,711	42,762
1890	42	227	184	411	1,016	29,711	225,434	61,431	...	9.66
Total, 1881-1890	1,436,016	350,327
1900	2	87	510	337	571	1,500	1,892	75,767	510,259	151,710	...	8.74
Total, 1891-1900	3,680,164	1,090,639
1910	23	193	828	458	1,234	...	1,697	3,407	2,769	104,526	1,338,690	458,944	426,134	21.27
Total, 1901-1910	9,177,599	2,479,084	1,867,939	...
1920	46	301	1,287	1,068	1,898	...	2,332	5,896	4,541	185,450	7,195,463	3,251,550	1,407,391	63.92
Total, 1911-1920	29,954,225	13,116,820	7,756,101	...
1930	71	430	2,062	1,204	2,664	...	2,936	10,599	6,741	314,253	6,230,362	4,020,398	1,861,849	38.54
Total, 1921-1930	56,134,097	35,011,005	16,919,992	...
1940	69	330	2,691	1,553	4,130	...	3,062	14,270	8,924	504,752	8,071,654	3,827,536	2,327,139	28.18
Total, 1931-1940	62,378,514	33,741,995	18,155,890	...
1950	80	370	4,056	1,256	2,410	7,100	589	3,793	20,274	10,237	756,812	27,728,250	9,998,658	8,181,149	73.60
Total, 1941-1950	200,597,522	78,976,581	50,034,473	...
1960	74	356	6,515	3,001	3,204	8,781	591	3,320	23,479	12,975	1,245,125	59,132,241	16,729,067	24,041,047	83.66
Total, 1951-1960	434,697,327	134,613,379	156,579,073	...
1970	75	379	7,381	6,292	3,646	15,845	764	3,973	26,092	16,505	2,051,864	124,046,447	27,222,200	59,913,011	112.69
Total, 1961-1970	886,947,488	220,650,594	408,131,577	...
1980	80	377	9,423	12,195	4,644	18,955	565	7,073	34,814	21,555	3,480,518	398,880,407	72,119,040	171,444,769	202.19
Total, 1971-1980	2,520,612,522	477,292,728	1,161,935,400	...
1990	87	451	11,715	641	1,633	15,935	4,946	123	1,176	17,446	555	7,730	41,876	31,654	6,694,880	659,924,400	78,048,177	273,742,795	180.07
Total, 1981-1990	5,069,051,968	689,725,004	2,229,264,356	...
2000	92	489	13,971	1,186	5,421	15,952	6,075	393	5,404	15,225	2,750	7,085	54,843	48,933	11,687,239	1,093,239,507	82,324,122	487,038,563	164.54
Total, 1991-2000	8,892,010,360	840,446,973	3,765,491,951	...
2010	119	585	17,272	1,261	9,042	17,952	6,765	762	5,643	17,973	894	6,994	75,053	70,188	16,923,239	2,037,618,294	199,394,827	743,932,489	181.09
Total, 2001-2010	15,730,679,197	954,828,267	6,203,643,029	...
2011	122	600	17,530	1,359	9,829	17,539	7,226	708	5,825	17,085	1,324	6,808	77,012	72,144	17,479,890	2,267,603,977	118,412,103	796,927,589	191.62
Grand Totals	36,165,484,490	3,600,783,615	14,816,707,370	...

Notes—Per Capita after 1921 decreased because of inflated European currency values transposed to gold basis. As of 2008, 'Unions of Churches' are being counted as unions, no longer as local conferences.
 Note—Total General Employees column does not include credentialed and licensed literature evangelists.

A GENERAL SURVEY OF STATISTICAL AND FINANCIAL SUMMARIES OVER A PERIOD OF YEARS

	1940	1950	1960	1970	1980	1990	2000	2008	2009	2010	2011
Churches	8,924	10,237	12,975	16,505	21,155	31,654	48,933	65,961	68,225	70,188	72,144
Companies	53,225	62,430	63,800	65,157	67,078
Church Membership at End of Year	504,752	756,812	1,245,125	2,051,864	3,480,518	6,694,880	11,687,239	15,921,408	16,307,880	16,923,239	17,479,890
Baptisms and Professions of Faith	40,069	71,796	93,915	157,766	274,767	586,912	1,043,843	1,033,534	1,055,312	1,050,785	1,139,000
Net Membership Increase Over Previous Year	18,082	40,174	51,055	98,786	172,327	477,877	748,057	261,061	386,472	615,359	556,651
General Employees	14,270	20,274	23,479	26,092	34,814	41,876	54,843	68,184	71,478	75,053	77,012
Institutional Employees	11,438	14,860	22,091	35,892	51,025	75,294	108,912	129,851	134,814	138,713	155,156
Total Active Employees	25,708	35,134	45,570	61,984	85,839	117,170	163,755	198,035	206,292	213,766	232,168
Tithe, US\$	8,071,654	27,728,250	59,132,241	124,046,447	398,880,407	659,924,400	1,093,239,507	1,929,768,053	1,891,325,291	2,037,618,294	2,267,603,977
World Mission Fund, Including Sabbath School, US\$	3,827,536	9,998,658	16,729,067	27,222,200	41,347,973	46,952,476	50,676,432	69,299,763	69,957,923	77,103,385	83,423,497
Sabbath School Mission Offerings, US\$	1,765,277	4,828,091	8,162,705	14,420,872	34,564,983	40,388,328	44,986,478	60,646,884	61,198,264	61,362,489	72,622,887
Other General Conference Funds, US\$	30,771,067	31,095,701	22,024,981	26,363,007	23,438,603	31,224,264	27,074,092
Ingathering Funds, US\$	1,326,120	4,125,463	7,274,440	10,598,152	16,356,170	15,616,983
Intradivision Funds, US\$	265,164	1,826,479	4,212,698	8,727,373	22,636,910	32,091,500	68,681,659	55,721,745	60,693,636	64,119,737	70,521,941
Ingathering Funds,* US\$	9,622,709	11,042,717	8,113,834	11,067,178	7,914,514
Local Church Funds, US\$	2,061,975	6,354,670	19,828,349	51,185,638	148,807,859	241,651,295	418,356,904	534,832,228	656,489,569**	679,812,752	726,405,648
Total Tithe and Offerings, US\$	14,226,329	45,908,057	99,902,355	211,181,658	642,444,216	1,011,715,372	1,662,602,192	2,627,027,513	2,710,018,856**	2,900,945,610	3,182,943,669
Primary Schools	2,752	4,277	4,463	4,045	4,127	4,267	4,809	5,763	5,899	5,813	5,815
Tertiary Inst, Worker Training Inst, and Secondary Schools	251	283	370	512	882	995	1,255	1,834	1,905	1,993	2,058
Total Schools	3,003	4,560	4,833	4,557	5,009	5,262	6,064	7,597	7,804	7,806	7,873
Enrollment—Primary Schools	107,576	187,922	235,887	286,600	494,488	540,647	732,698	989,039	1,085,177	1,034,052	1,084,665
Enrollment—Tertiary Inst, Worker Training Inst, and Sec Schools	19,185	35,884	59,554	85,492	144,809	196,015	332,394	556,425	588,403	634,702	665,986
Total Enrollment	126,761	223,806	295,441	372,092	639,297	736,662	1,065,092	1,545,464	1,673,580	1,668,754	1,750,651
Food Industries	29	32	26	27	20	28	26	23	21	20	20
Sales, US\$	161,596,678	301,718,937	414,134,361	598,373,317	...	903,128,754	980,723,266
Hospitals and Sanitariums	90	106	108	139	153	154	174	171	167	173	172
Clinics and Dispensaries	68	57	102	152	266	322	393	429	351	216	238
Nursing Homes and Retirement Ctrs, Orphngs and Children's Homes	30	49	80	71	158	162	174	168	169
Airplanes and Medical Launches	9	20	28	14	8	10	8	10	10
Publishing Houses and Branches	83	43	42	48	50	58	56	61	63	63	62
Sales, US\$	4,324,907	12,602,590	23,543,133	46,882,360	134,693,433	106,422,910	102,041,495	185,321,993	190,820,803	194,638,728	192,800,094
Literature Evangelists, Credentialed and Licensed	3,062	3,793	3,320	3,973	7,073	7,730	7,085	7,048	6,975	6,994	6,808
Languages Used in Publications	202	197	228	266	182	190	327	369	372	377	370
Sabbath Schools	14,817	16,694	22,617	30,601	41,906	76,323	120,865	133,191	140,769	140,694	...
Sabbath School Membership	618,507	952,229	1,682,983	2,607,713	4,144,386	8,011,268	14,513,424	20,295,344	19,563,034	19,368,905	18,703,212
Youth Societies (AY)	6,622	10,892	14,064	19,107	25,100	39,547	52,691	103,578	77,346	72,228	68,557
Youth Membership (AY)	148,698	268,354	449,996	630,827	1,044,947	1,916,652	2,782,940	2,983,402	3,132,469	3,139,508	2,773,989

Notes—Beginning with 1987, publishing houses and branches were asked to report wholesale rather than retail sales.

*Starting with 1999, "Ingathering Funds" were no longer included with "Other General Conference Funds."

**Revised.

+Beginning with 2011, total active employees includes part time and casual employees.

TOTAL TITHE AND OFFERINGS FROM DATE OF ORGANIZATION TO THE PRESENT TIME

1	Tithe and Offerings										Supplemental Data	
	7	8	9	10	11	12a	12b	13	14a	14b	17	
Year	Tithe	Tithe Per Capita	World Mission Fund, Including Sabbath School	World Mission Fund Per Capita	Other General Conference Funds (incl. Ingathering from 1977-1998)	Intradivision Funds	Ingathering Funds (from 1999 to the present)	Local Church Funds	Total Tithe and Offerings	Total Tithe and Offerings Per Capita	Sabbath School Mission Offerings (included in column 9)	Ingathering Funds
	US\$	US\$	US\$	US\$	US\$	US\$	US\$	US\$	US\$	US\$	US\$	US\$
1863	8,000	2.29	8,000	2.29
1864	10,000	2.63	10,000
1865	12,000	3.00	12,000
Total, 1863-1865	30,000	30,000
1870	21,822	4.01	3,553	25,375	4.66
Total, 1866-1870	97,803	...	5,354	103,157
1875	32,619	4.06	537	33,156
Total, 1871-1875	143,328	...	4,362	147,690
1880	61,857	3.98	5,944	67,801	4.35	2,784	...
Total, 1876-1880	252,383	...	38,400	290,783	...	4,393	...
1885	122,642	5.97	28,549	151,191	...	6,899	...
Total, 1881-1885	483,051	...	78,648	561,699	...	20,874	...
1890	225,434	7.59	61,431	286,865	9.66	28,643	...
Total, 1886-1890	952,965	...	271,679	1,224,644	...	96,730	...
1895	309,143	6.45	98,151	407,294	...	44,629	...
Total, 1891-1895	1,541,698	...	511,059	2,052,757	...	189,247	...
1900	510,259	6.73	151,710	661,969	8.74	46,794	...
Total, 1896-1900	2,138,466	...	579,580	2,718,046	...	208,734	...
1905	858,015	9.83	188,054	107,686	...	27,163	1,180,918	...	68,614	...
Total, 1901-1905	3,456,241	...	855,477	107,686	...	27,163	4,446,567	...	280,556	...
1910	1,338,690	12.81	458,944	189,108	...	237,026	2,223,768	21.27	138,038	...
Total, 1906-1910	5,721,358	...	1,623,607	786,440	...	946,650	9,078,055	...	523,517	96,964 *
1915	1,968,168	14.38	872,667	133,531	...	432,932	3,407,298	...	412,759	78,333
Total, 1911-1915	8,689,809	...	3,383,688	718,172	...	1,638,128	14,429,797	...	1,442,305	281,307
1920	7,195,463	38.80	3,251,550	310,565	...	1,096,826	11,854,404	63.92	1,441,962	686,700
Total, 1916-1920	21,264,416	...	9,733,132	1,720,150	...	3,679,651	36,397,349	...	4,124,636	1,519,869
1925	5,909,497	23.54	3,520,348	202,645	...	1,462,857	11,095,347	44.21	1,674,446	970,596
Total, 1921-1925	24,658,458	...	15,416,902	1,104,989	...	6,282,258	47,462,607	...	7,121,540	4,162,690
1930	6,230,362	19.83	4,020,398	181,876	...	1,679,973	12,112,609	38.54	1,870,343	1,290,854
Total, 1926-1930	31,475,639	...	19,594,103	1,113,061	...	8,419,684	60,602,487	...	9,343,512	5,922,702
1935	5,743,282	13.58	3,150,404	170,047	...	1,429,401	10,493,134	...	1,447,962	1,056,565
Total, 1931-1935	25,931,588	...	15,578,354	774,145	...	7,036,113	49,320,200	...	7,374,613	4,851,915
1940	8,071,654	15.99	3,827,536	265,164	...	2,061,975	14,226,329	28.18	1,765,277	1,326,120
Total, 1936-1940	36,446,926	...	18,163,641	1,145,961	...	9,199,671	64,956,199	...	8,405,273	6,292,673
1945	19,424,953	33.70	7,837,868	13.60	...	725,028	...	3,553,086	31,540,935	54.72	3,796,810	3,162,634
Total, 1941-1945	74,190,320	...	30,972,563	2,636,505	...	14,420,767	122,220,155	...	14,607,019	10,895,661
1950	27,728,250	44.45	9,998,658	16.03	...	1,826,479	...	6,354,670	45,908,057	73.60	4,828,091	4,125,463
Total, 1946-1950	126,407,202	...	48,004,018	6,597,925	...	26,379,276	207,388,421	...	22,751,621	19,096,848

TOTAL TITHE AND OFFERINGS FROM DATE OF ORGANIZATION TO THE PRESENT TIME (CONT'D)

1	Tithe and Offerings										Supplemental Data	
	7	8	9	10	11	12a	12b	13	14a	14b	17	Ingathering Funds
Year	Tithe	Tithe Per Capita	World Mission Fund, Including Sabbath School	World Mission Fund Per Capita	Other General Conference Funds (incl. Ingathering from 1977-1998)	Intradivision Funds	Ingathering Funds (from 1999 to the present)	Local Church Funds	Total Tithe and Offerings	Total Tithe and Offerings Per Capita	Sabbath School Mission Offerings (included in column 9)	Ingathering Funds
	US\$	US\$	US\$	US\$	US\$	US\$	US\$	US\$	US\$	US\$	US\$	US\$
1955	41,195,925	43.82	12,975,325	13.80	...	2,641,712	...	11,106,405	67,919,367	72.24	6,217,478	5,771,597
Total, 1951-1955	181,133,924	...	59,307,625	12,088,106	...	46,748,852	299,278,507	...	28,407,104	25,603,058
1960	59,132,241	49.52	16,729,067	14.01	...	4,212,698	...	19,828,349	99,902,355	83.66	8,162,705	7,274,440
Total, 1956-1960	253,563,403	...	75,305,754	16,977,369	...	80,764,746	426,611,272	...	35,866,877	33,478,863
1965	81,596,968	54.11	21,181,206	14.05	...	6,953,267	...	32,969,155	142,700,596	94.75	10,858,620	8,665,988
Total, 1961-1965	351,227,300	...	95,102,996	27,328,587	...	130,476,949	604,135,832	...	47,438,636	40,181,567
1970	124,046,447	66.19	27,222,200	14.53	...	8,727,373	...	51,185,638	211,181,658	112.69	14,420,872	10,598,152
Total, 1966-1970	535,720,188	...	125,547,598	38,545,706	...	211,780,335	911,593,827	...	66,036,725	48,952,992
1975	231,307,464	98.52	48,803,615	20.79	...	17,222,570	...	89,407,082	386,740,731	164.74	23,684,018	13,059,491
Total, 1971-1975	917,741,080	...	185,323,270	69,152,929	...	360,611,914	1,532,829,193	...	98,914,123	62,433,641
1980	398,880,407	125.54	41,347,973	13.01	30,771,067	22,636,910	...	148,807,859	642,444,216	202.19	34,564,983	16,356,170
Total, 1976-1980	1,602,871,442	...	189,589,043	...	102,380,415	89,178,463	...	642,992,094	2,627,011,457	...	144,909,957	73,731,240
1985	456,783,830	109.38	41,333,440	9.90	27,263,228	22,079,380	...	184,004,650	731,464,528	175.16	30,838,036	12,845,271
Total, 1981-1985	2,182,827,146	...	197,659,316	...	130,556,165	111,701,307	...	870,460,486	3,493,204,420	...	162,987,275	71,637,574
1990	659,924,400	117.46	46,952,476	8.36	31,095,701	32,091,500	...	241,651,295	1,011,715,372	180.07	40,388,328	15,616,983
Total, 1986-1990	2,886,224,822	...	223,650,837	...	137,858,686	140,952,645	...	1,106,149,918	4,494,836,908	...	184,177,273	73,094,786
1995	886,303,088	115.42	53,640,714	6.99	39,023,151	35,038,950	...	307,859,011	1,321,864,914	172.14	48,101,658	12,910,633
Total, 1991-1995	3,876,804,437	...	245,775,192	...	172,133,002	177,350,268	...	1,341,016,310	5,813,079,209	...	221,199,123	71,550,849
1996	928,621,785	115.34	51,864,650	6.44	29,916,725	33,494,358	...	326,696,264	1,370,593,782	170.23	47,134,162	11,804,741
1997	969,942,919	113.63	52,769,214	6.18	37,328,769	81,840,952	...	357,815,827	1,499,697,681	175.70	45,648,694	11,136,873
1998	994,144,335	108.77	50,673,499	5.54	32,036,721	96,682,180	...	373,626,628	1,547,163,363	169.28	44,754,840	11,906,376
1999	1,029,257,377	107.89	47,923,494	5.02	27,314,004	76,590,022	10,387,581	413,340,579	1,604,813,057	168.23	44,394,885	10,387,581
2000	1,093,239,507	108.19	50,676,432	5.02	22,024,981	68,681,659	9,622,709	418,356,904	1,662,602,192	164.54	44,986,478	9,622,709
Total, 1996-2000	5,015,205,923	...	253,907,289	...	148,621,200	357,289,171	20,010,290	1,889,836,202	7,684,870,075	...	226,919,059	54,858,280
2001	1,120,268,583	102.33	50,254,923	4.59	22,258,869	87,182,737	9,954,094	428,311,177	1,718,230,383	156.95	44,601,909	9,954,094
2002	1,161,698,944	100.03	48,343,983	4.16	25,933,085	77,424,467	8,705,294	450,842,349	1,772,948,122	152.66	44,554,258	8,705,294
2003	1,234,346,993	98.20	48,896,682	3.89	23,823,707	84,025,577	10,243,240	477,444,940	1,878,781,139	149.46	44,132,835	10,243,240
2004	1,333,482,562	101.55	50,505,560	3.85	25,985,810	85,396,806	9,171,422	486,513,419	1,991,055,579	151.63	45,596,053	9,171,422
2005	1,492,720,001	109.47	54,300,287	3.98	28,752,363	59,979,884	8,825,938	593,868,016	2,238,446,489	164.15	49,432,141	8,825,938
Total, 2001-2005	6,342,517,083	...	252,301,435	...	126,753,834	394,009,471	46,899,988	2,436,979,901	9,599,461,712	...	228,317,196	46,899,988
2006	1,617,800,560	113.68	59,182,024	4.16	24,224,586	58,726,281	10,034,443	613,722,344	2,383,690,238	167.50	53,327,823	10,034,443
2007	1,911,649,916	129.80	65,995,632	4.48	30,498,412	62,893,995	11,327,239	585,641,370	2,668,006,564	181.16	59,601,995	11,327,239
2008	1,929,768,053	125.24	69,299,763	4.50	26,363,007	55,721,745	11,042,717	534,832,228	2,627,027,513	170.50	60,646,884	11,042,717
2009	1,891,325,291	120.07	69,957,923	4.44	23,438,603	60,693,636	8,113,834	656,489,569 **	2,710,018,856 **	172.05 **	61,198,264	8,113,834
2010	2,037,618,294	127.20	77,103,385	4.81	31,224,264	64,119,737	11,067,178	679,812,752	2,900,945,610	181.09	61,362,489	11,067,178
Total, 2006-2010	9,388,162,114	...	341,538,727	...	135,748,872	302,155,394	51,585,411	3,070,498,263	13,289,688,781	...	296,137,455	51,585,411
2011	2,267,603,977	136.52	83,423,497	5.02	27,074,092	70,521,941	7,914,514	726,405,648	3,182,943,669	191.62	72,622,887	7,914,514
Grand Totals	36,165,484,490	...	2,493,247,146	...	981,126,266	1,823,956,391	126,410,203	12,992,750,979	54,582,975,475	...	1,890,428,260	715,043,391

Note—Slight differences in totals may occur between this table and past historical documents due to the rounding of the dollar on each statistic.

*1908-1910.

**Revised.

Log of Revisions to 2013 Annual Statistical Report

Date	Page	Description
7-May-2013	8	Revised three columns (Full time, Part time, Casual) in "Denominationally Employed Workers Classified by Type of Employment 2011," first table on page 8.
7-May-2013	8	Revised last two columns (Literature Evangelist Credential and License and Honorary/Emeritus Credential) in "Denominationally Employed Workers Classified by Credentials Carried 2011" second table on page 8.
7-May-2013	78-80	Revisions to Ordained Ministers 2011 column for ECD and NAD. Revisions to the number of Churches for Barbados and Saint Kitts and Nevis.
24-Jun-2013	79-80	Revisions to TED's Guernsey and Jersey membership figures - there were no members in 2011.
13-Aug-2013	13, 15, and 43	South German Union Conference of the Euro-Africa Division, left out Other GC Funds and Intradivision Funds. The figures for these two columns were added and the totals revised.
13-Aug-2013	5, 84, 85, 87	Changes to Other GC Funds and Intradivision Funds' totals from Euro-Africa Division official correction.
14-Jun-2014	6	Revisions to General and Institutional Employees table - removed the Literature Evangelists.
28-Jan-2020	43	Tithe Per Capita difference of 7.13 was incorrect. Revised to 9.32
18-Mar-2021	5, 9, 63, 64, 85	Revisions to Education Report, TED Secondary Schools for Norwegian Union reported 10, should have been 1. This changed total secondary schools as well as total schools, and total institutions.