



SEVENTH-DAY  
ADVENTIST® CHURCH

# 2016 Annual Statistical Report

152nd Report of the General Conference of Seventh-day Adventists®  
for 2014 and 2015

(Revisions last made 22-Jul-2021. See last page for list of changes.)



12501 Old Columbia Pike • Silver Spring, Maryland 20904-6600

# STATISTICAL REPORT

## of Seventh-day Adventist® Conferences, Missions, and Institutions Throughout the World for the Year Ending December 31, 2014 (including year-end membership statistics for 2015)

### ABOUT THIS REPORT: A RECORD YEAR FOR CHURCH GROWTH

**About this Edition of the ASR.** This, the 152nd annual report of Seventh-day Adventist statistics, publishes membership and congregational statistics as of December 31, 2015, and institutional, financial, and personnel statistics as of December 31, 2014. Because the Global Mission Tables draw on a combination of membership, congregational, and personnel statistics, those tables (pp. 86–91) report data from 2014. The report includes color charts illustrating key statistics and statistical trends (pp. 5–6), as well as the color map of the 10/40 Window (p. 92).

**A Growing Church.** 2015 was a landmark year for Adventist church growth: the total of 1,260,880 people who became Seventh-day Adventists by baptism and profession of faith was a **new record for total accessions** in a calendar year (see Chart 1). This was the fourteenth year in all and the twelfth year in succession in which more than a million new members joined the Seventh-day Adventist Church. On average, across the year, there were 144 new accessions every hour, or, as Chart 4 displays, the equivalent of 3,452 new church members per day. Thus, every day in 2015 was like the day of Pentecost in the numbers of believers added to the Seventh-day Adventist Church. A daily average of 3,000-plus accessions was first attained only in 2007 (though the church came close in 1999), and since then has been repeated in 2011, 2012, 2014 and now 2015 (cf. Chart 4).

The net result is that the global population to church member ratio continues to improve, as shown in Chart 5 (which tracks the annual population:member ratio over the last twenty-five years). At the end of 2015 there were 384 people, worldwide, to every Seventh-day Adventist. In other words, global church growth continues to exceed the growth in the world's population.

**Growing Churches.** Another area of significant growth is in local congregations (churches and companies); successful church planting is a large part of the reason for the dozen years of million-plus accessions in membership. Chart 3 illustrates the numbers of new congregations organized each year over the past five years. The 2015 total of 3,438 is the eighth highest annual total ever and the highest since 2011. Looking only at the number of new local churches (*i.e.*, not including companies), 2,742 new churches were organized in 2015: another new record for a calendar year (2014 was the previous record!).

**Membership Audits.** There was a tailing off, in 2015, in the global program of membership audits, probably due to the

General Conference Session. As Chart 1 shows, the number of people taken off the membership rolls was just over half a million in 2015, as compared to just over three-quarters of a million in 2014. The audit program, however, will continue—and needs to continue, as Chart 2 reveals.

As noted in the preface to last year's report, a key metric in checking the accuracy of membership statistics is the *mortality rate*: the number of deaths per thousand people in a population. By comparing Adventist mortality rates with those of the population as a whole in any given territory, it is possible to get a good sense of whether the reported membership is credible. Chart 2 compares Adventist to general mortality rates in the church's thirteen world divisions and two attached fields; it reveals that in many divisions the Adventist mortality rate is far lower than the general mortality rate, to such an extent that the difference cannot be accounted for by the Adventist health advantage. Several divisions are now closer to a credible mortality rate than in 2011 when Annual Council encouraged all divisions to implement comprehensive audits. Many unions, however, have still not yet completed audits; when they do, we anticipate that mortality rates will become more realistic. Throughout this quinquennium, audits will continue to suppress net growth rates as they identify and deduct those who may have left some time ago, but whose departure was not picked up at the time. The effect of these audits is illustrated in Chart 1.

**Revised Tables.** This is the second year in which the "Missionaries" table (Table 19) has used different metrics, to give a more accurate count of the number of missionaries in service. In 2014 a total of 5,816 missionaries were in service (either as cross-cultural missionaries or working with previously unreached people groups). We thank God for the willingness of these church members to leave their homes and go outside their comfort zones, in order to help proclaim the gospel and the prophetic messages of the angels of Revelation 14.

In addition, a major change to Tables 20, 21, and 24, which report employee statistics, reflects a significant shift in denominational policy: all categories of employees are now broken down into full-time, part-time, and (where applicable) casual employees. This reflects the fact that *Working Policy* (E 10 80) has been amended, allowing divisions to issue credentials to part-time employees (previously *Policy* only provided for credentials to be awarded to full-time workers).

Thus far, three divisions plus the General Conference have chosen to issue credentials to part-time employees.

Finally, Table 31, “Languages and Dialects in Which SDA Publications Are Now in Print” has been changed since last year. Languages are now grouped by division, rather than in one alphabetical list. Within each division, all languages in which church organizations within that territory produce printed materials (books, magazines, newsletters, etc.) are listed in alphabetical order, and then the countries in which they are printed.

**Attendance.** This is the fourth *Report* to include statistics on church attendance and it is important to note that not all regions of the world have, as yet, fully implemented counting attendance at Sabbath School and divine service. We hope that, by the end of the quinquennium, attendance figures will be broadly accurate; but for the moment, though in

some divisions counting is done comprehensively, total figures for attendance are not yet reliable in many unions and, consequently, in most divisions. A final point about attendance, one that experience suggests is not widely understood: Sabbath School attendance had been counted for many years, but was published under the heading “Sabbath School membership.” This nominal total membership of Sabbath Schools was actually the total number of attendees (in contrast to those holding church membership). We look forward to receiving and publishing accurate numbers for the totals regularly attending Seventh-day Adventist church services, including Sabbath School.

A Seventh-day Adventist statistical archive consisting of past statistical reports, tables, and documents is available online at: [www.adventiststatistics.org](http://www.adventiststatistics.org).

Dr. D. J. B. Trim

—Statistics within this report compiled by Kathleen Jones and Lisa Rasmussen.

TABLE OF CONTENTS

Accessions, Table 1 . . . . .	4	Denominational Employees by Division 2014, Table 24 . . . . .	49
Church Membership by World Divisions, Table 2 . . . . .	4	Institutional Statistics for 2014 . . . . .	74
General Survey of Organizations, Table 3 . . . . .	4	Section I—Educational Institutions and Primary Schools, Table 25 . . . . .	74
Summary of Institutions, Table 4 . . . . .	4	Section II—Healthcare Institutions, Table 26 . . . . .	78
Tithe and Offerings 2014, Table 5 . . . . .	4	Section III—Publishing Houses, Table 27 . . . . .	83
Tithe and Offerings, Table 6 . . . . .	4	Section IV—Food Industries, Table 28 . . . . .	84
Changes in Membership, Chart 1 . . . . .	5	Adventist Development and Relief Agency International (ADRA),	
Global Mortality Rates, 2015, Chart 2 . . . . .	5	Tables 29, 30 . . . . .	85
New Congregations Organized Each Year, Chart 3 . . . . .	6	Global Mission . . . . .	86
Average Accessions Per Day, Chart 4 . . . . .	6	The Church’s Presence, Outreach, and Mission . . . . .	86
Ratio of General Population Per Adventist Member, Chart 5 . . . . .	6	GM Table 1—Conf/Miss Where Each Church Serves More	
General and Institutional Employees, Table 7 . . . . .	7	Than One Million Persons . . . . .	86
Literature Evangelists, Table 8 . . . . .	7	GM Table 1a—Countries and Areas Where SDA Work is Not	
Food Industries, Table 9 . . . . .	7	Currently Established . . . . .	87
Publishing, Table 10 . . . . .	7	GM Table 2—Seventh-day Adventist Presence in Countries	
Women’s Ministries, Table 11 . . . . .	7	and Areas of the World . . . . .	88
Youth Ministries, Table 12 . . . . .	7	GM Table 3—10/40 Window . . . . .	91
Children’s Ministries, Table 13 . . . . .	8	10/40 Window Map . . . . .	92
Healthcare Institutions, Table 14 . . . . .	8	Languages and Dialects in Which SDA Publications are	
Count of Unions, Conferences, and Local Fields, Table 15 . . . . .	8	Now in Print, Table 31 . . . . .	93
Broadcast Ministries, Table 16 . . . . .	8	Summary of Seventh-day Adventist World Statistics, Table 32 . . . . .	96
Sabbath School and Personal Ministries, Table 17 . . . . .	9	A General Survey of Statistical and Financial Summaries	
Education, Table 18 . . . . .	9	Over A Period of Years, Table 33 . . . . .	97
Missionaries, Table 19 . . . . .	9	Total Tithe and Offerings From Date of Organization to the	
Denominationally Employed Workers Classified by		Present Time, Table 34 . . . . .	98
Type of Employment 2014, Table 20 . . . . .	10	Scheduled Meetings, Table 35 . . . . .	100
Denominationally Employed Workers Classified by		Sessions of the General Conference of Seventh-day Adventists,	
Credentials Carried 2014, Table 21 . . . . .	10	Table 36 . . . . .	100
Membership Statistics by Division for 2015, Table 22 . . . . .	12	Officers of the General Conference of Seventh-day Adventists,	
Tithes and Offerings by Division 2014, Table 23 . . . . .	31	Table 37 . . . . .	100

GENERAL STATISTICS

**ACCESSIONS** Table 1  
(Additions to the Church by Baptism and Profession of Faith)

Division/Attached Fields	2012	2013	2014	2015	2015 Accessions as Percent of World Total
East-Central Africa	238,976	226,537	253,764	274,011	21.73%
Euro-Asia	3,507	3,014	2,834	3,267	0.26%
Inter-American	190,537	182,893	176,860	177,490	14.08%
Inter-European	4,334	4,197	3,912	4,320	0.34%
North American	39,060	37,277	34,930	37,607	2.98%
Northern Asia-Pacific	15,544	8,229	16,846	18,910	1.50%
South American	222,204	227,461	233,481	254,768	20.21%
South Pacific	17,108	22,121	28,186	26,730	2.12%
Southern Africa-Indian Ocean	204,621	219,705	238,420	270,664	21.47%
Southern Asia	38,118	31,067	27,483	32,541	2.58%
Southern Asia-Pacific	89,528	80,827	95,224*	97,894	7.76%
Trans-European	2,075	2,095	2,364	2,723	0.22%
West-Central Africa	48,764	45,611	52,997*	59,756	4.74%
Attached to the General Conf:					
Middle East and North Africa Un	123	139	158	173	0.01%
Israel Field	75	49	47	26	0.00%
<b>Totals</b>	<b>1,114,574</b>	<b>1,091,222</b>	<b>1,167,506*</b>	<b>1,260,880</b>	<b>100.00%</b>

Note—Beginning with 2015, accessions also include the "adjustments added" column. \*Revised.

**CHURCH MEMBERSHIP BY WORLD DIVISIONS** Table 2

Division/Attached Fields	2011	2012	2013	2014	2015
East-Central Africa	2,784,249	2,820,485	2,856,708	3,046,313	3,225,454
Euro-Asia	121,238	119,629	116,013	114,879	113,367
Inter-American	3,533,069	3,635,633	3,686,255	3,608,385	3,615,558
Inter-European	178,168	177,874	178,199	178,460	178,831
North American	1,142,039	1,166,854	1,184,395	1,201,366	1,218,397
Northern Asia-Pacific	659,630	672,887	679,907	688,106	703,034
South American	2,037,772	2,159,368	2,263,194	2,329,245	2,410,578
South Pacific	423,579	401,549	420,962	429,136	445,590
Southern Africa-Indian Ocean	2,857,402	3,009,605	3,167,259	3,346,372	3,514,069
Southern Asia	1,617,190	1,547,323	1,510,326	1,527,238	1,558,039
Southern Asia-Pacific	1,128,546	1,216,369	1,222,546	1,285,083*	1,369,475
Trans-European	118,712	83,734	84,428	85,081	86,384
West-Central Africa	878,296	866,254	769,607	635,064*	683,318
Attached to the General Conf:					
Middle East and North Africa Un	...	3,210	3,151	3,423	3,644
Israel Field	...	717	795	831	700
<b>Totals</b>	<b>17,479,890</b>	<b>17,881,491</b>	<b>18,143,745</b>	<b>18,478,982*</b>	<b>19,126,438</b>

\*Revised.

**GENERAL SURVEY OF ORGANIZATIONS** Table 3

Year	Union Conferences and Missions	Local Conferences and Missions	Churches	Primary Schools	Institutions	Total Organizations
1863	6	125	...	...	1	132
1870	11	179	...	...	2	192
1880	32	640	...	...	5	677
1890	42	1,016	...	...	15	1,073
1900	2	87	1,892	220	65	2,266
1910	23	193	2,769	594	188	3,767
1920	46	301	4,541	966	183	6,037
1930	71	430	6,741	2,077	399	9,718
1940	69	330	8,924	2,752	521	12,596
1950	80	370	10,237	4,277	521	15,485
1960	74	356	12,975	4,463	678	18,546
1970	75	379	16,505	4,045	927	21,931
1980	80	377	21,555	4,127	1,451	27,590
1990	87	451	31,654	4,267	1,632	38,091
2000	92	489	48,987	4,809	2,072	56,449
2010	119	585	70,188	5,813	2,648	79,353
2011	122	600	72,144	5,815	2,734	81,415
2012	124	601	74,299	5,714	2,831	83,569
2013	132	626	76,364	5,371	2,925	85,418
2014	132	632	78,810	5,332	3,279	88,185

Note—As of 2008, 'Unions of Churches' are being counted as unions, no longer as local conferences.

**SUMMARY OF INSTITUTIONS** Table 4

Year	Tertiary Inst., Wkr. Tr. Inst., and Sec. Schools	Food Industries	Hospitals and Sanitariums	Nrsng/Ret, Orphngs/Children's Homes	Clinics and Dispensaries	Media Centers	Publishing Houses and Branches	Totals
1900	25	...	27	...	...	...	13	65
1920	97	...	33	...	8	...	45	183
1930	201	25	51	...	55	...	67	399
1940	251	29	90	...	68	...	83	521
1950	283	32	106	...	57	...	43	521
1960	370	26	108	30	102	...	42	678
1970	512	27	139	49	157	...	48	927
1980	882	20	153	80	266	...	50	1,451
1990	995	28	154	71	322	4	58	1,632
2000	1,255	26	174	158	393	9	56	2,072*
2010	1,993	20	173	168	216	14	63	2,648*
2011	2,058	20	172	169	238	14	62	2,734*
2012	2,118	21	175	170	269	14	63	2,831*
2013	2,198	21	173	160	294	15	63	2,925*
2014	2,450	22	175	169	385	15	62	3,279*

\*Includes Adventist Risk Mgmt., Inc., which achieved General Conference institutional status in 1996.

**TITHE AND OFFERINGS 2014\*** Table 5

Tithe and Offerings	Amount	Percent of Total	Per Capita
		US\$	US\$
Tithe	2,455,475,981	70.4%	136.71
World Mission Fund, Including Sabbath School	95,297,026	2.7%	5.31
Other General Conference Funds	20,589,924	0.6%	1.15
Intradivision Funds	80,653,376	2.3%	4.49
Ingathering Funds	9,630,606	0.3%	0.53
Local Church Funds	825,596,070	23.7%	45.97
<b>World Totals 2014</b>	<b>3,487,242,983</b>	<b>100.0%</b>	<b>194.16</b>
<b>World Totals 2013</b>	<b>3,354,863,946</b>		
Increase for 2014	132,379,037		
Percentage of Increase	3.9%		

\*These funds do not include relief contributions.

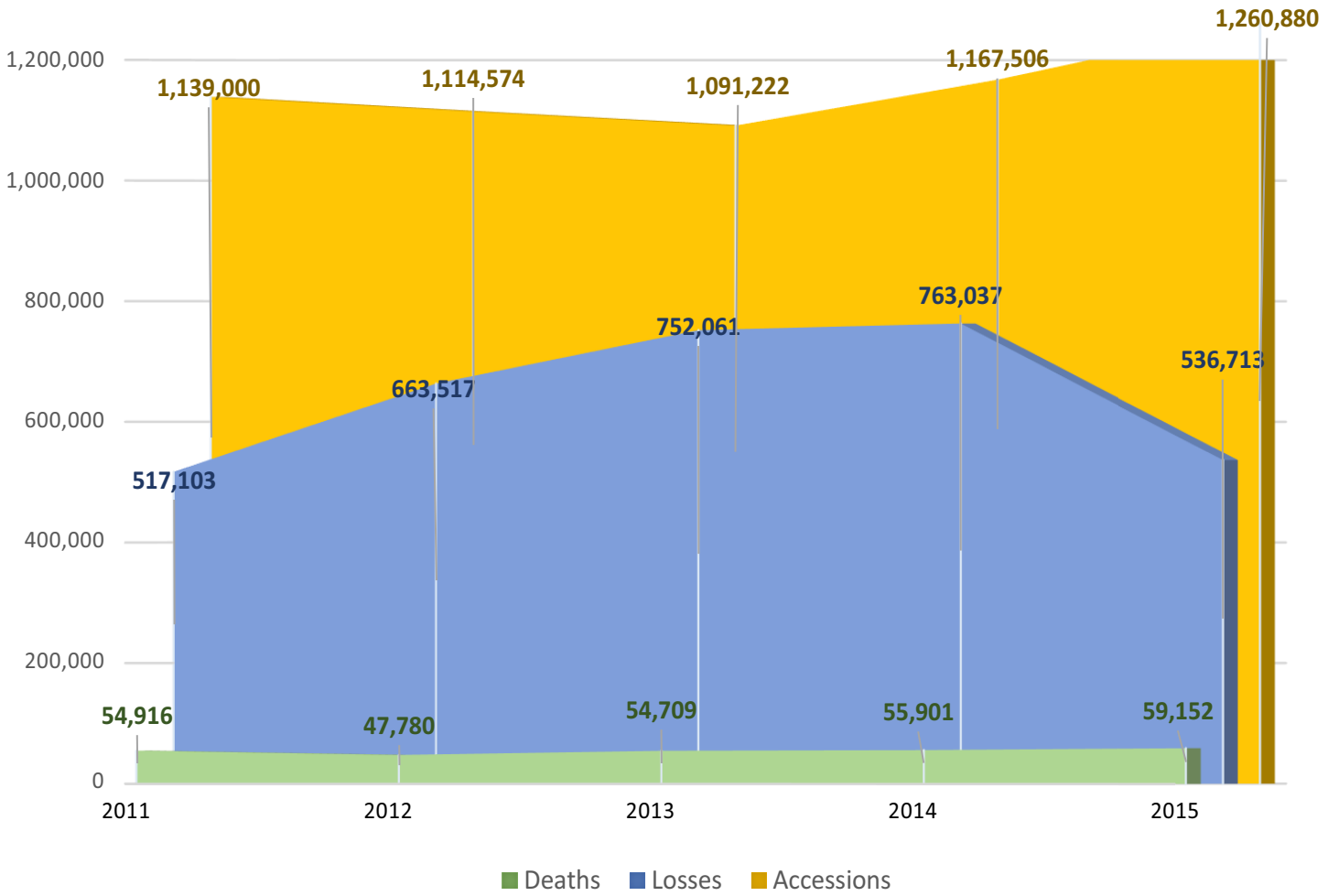
**TITHE AND OFFERINGS Showing Percentages of Total** Table 6

Year	Tithe	World Mission Including Sabbath School, Other General Conference, and Ingathering Funds	Intradivision and Local Church Funds	Total Tithe and Offerings
		US\$	US\$	US\$
1863	8,000	100.0%	...	8,000
1870	21,822	86.0%	3,553	25,375
1880	61,857	91.2%	5,944	67,801
1890	225,434	78.6%	61,431	286,865
1900	510,259	77.1%	151,710	661,969
1910	1,338,690	60.2%	458,944	2,223,768
1920	7,195,463	60.7%	3,251,550	11,854,404
1930	6,230,362	51.4%	4,020,398	12,112,609
1940	8,071,654	56.7%	3,827,536	14,226,329
1950	27,728,250	60.4%	9,998,658	45,908,057
1960	59,132,241	59.2%	16,729,067	99,902,355
1970	124,046,447	58.7%	27,222,200	211,181,658
1980	398,880,407	62.1%	72,119,040	642,444,216
1990	659,924,400	65.2%	78,048,177	1,011,715,372
2000	1,093,239,507	65.8%	82,324,122	1,662,602,192
2010	2,037,618,294	70.2%	119,394,827	2,900,945,610
2011	2,267,603,977	71.2%	118,412,103	3,182,943,669
2012	2,314,826,002	70.7%	132,387,405	3,276,600,259
2013	2,396,813,329	71.4%	133,488,766	3,354,863,946
2014	2,455,475,981	70.4%	125,517,556	3,487,242,983
<b>Grand Totals 152 Years</b>	<b>43,332,599,802</b>		<b>3,992,177,342</b>	<b>64,701,682,663</b>
Percent of Grand Totals	67.0%	6.2%	26.8%	100.0%
<b>Total Tithe and Offerings Per Capita 2014</b>				<b>\$194.16</b>

# STATISTICAL REPORT

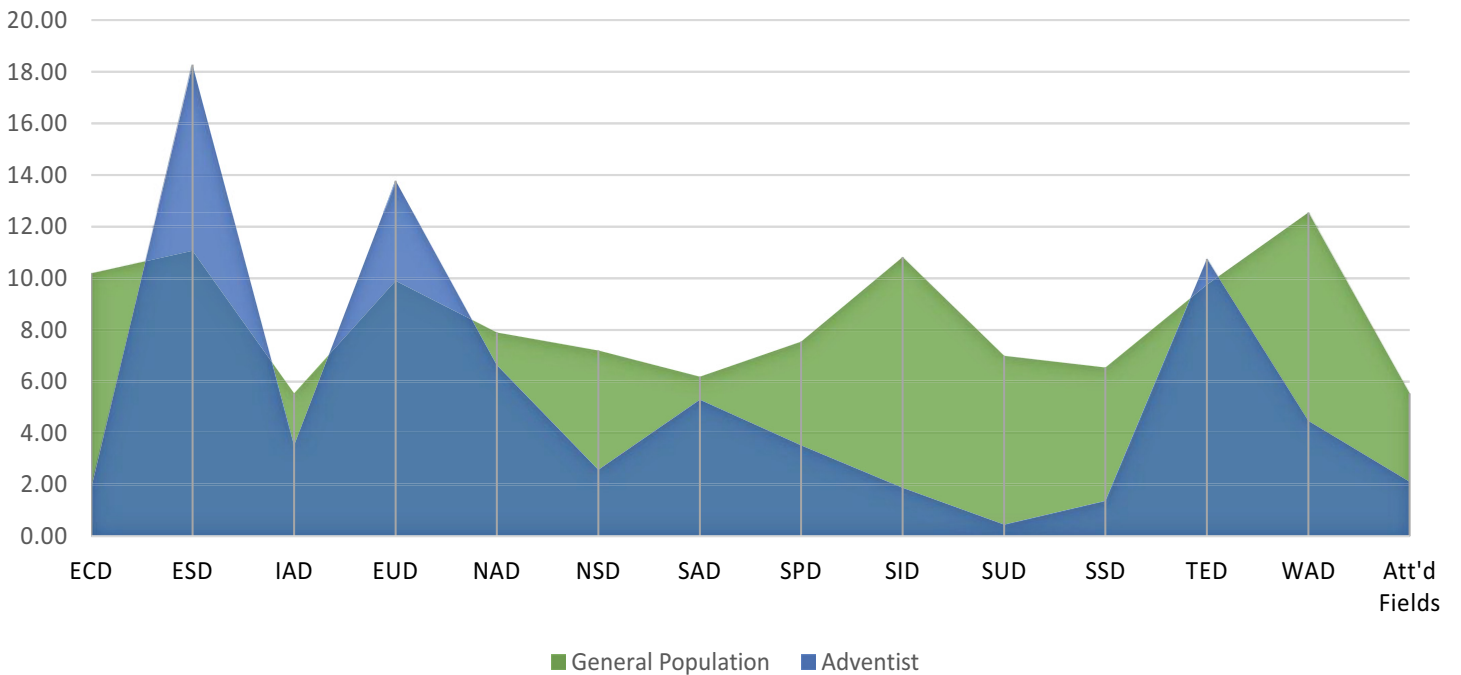
## CHANGES IN MEMBERSHIP

Chart 1



## 2015 GLOBAL MORTALITY RATES (DEATHS PER THOUSAND)

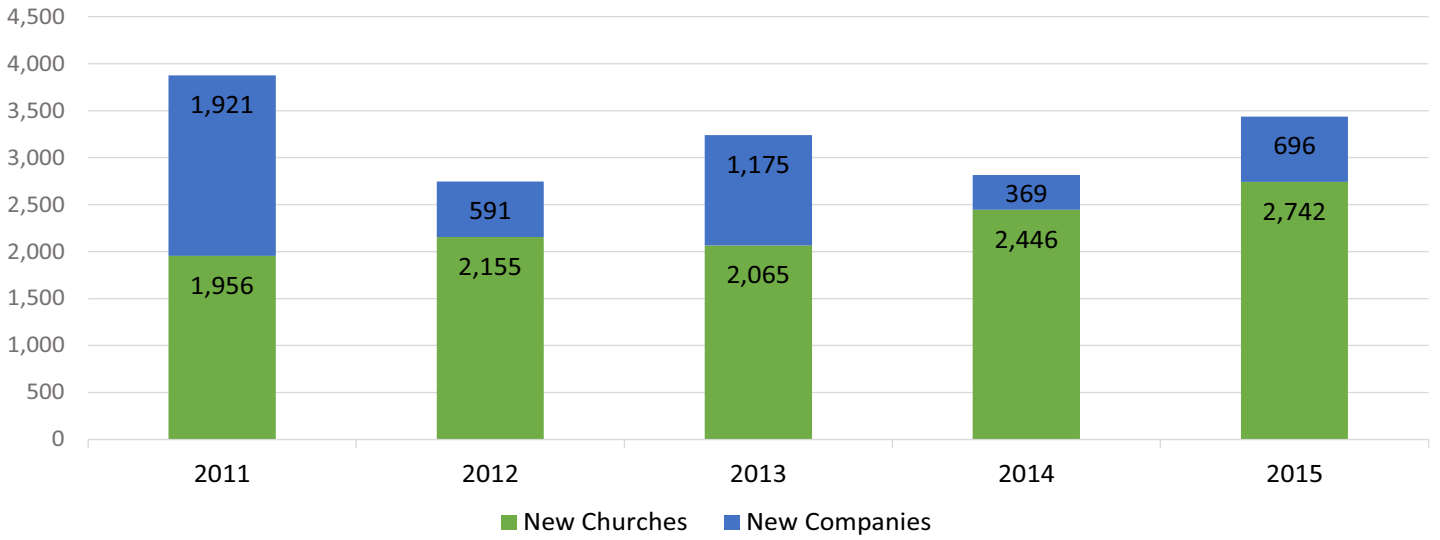
Chart 2



# GENERAL STATISTICS

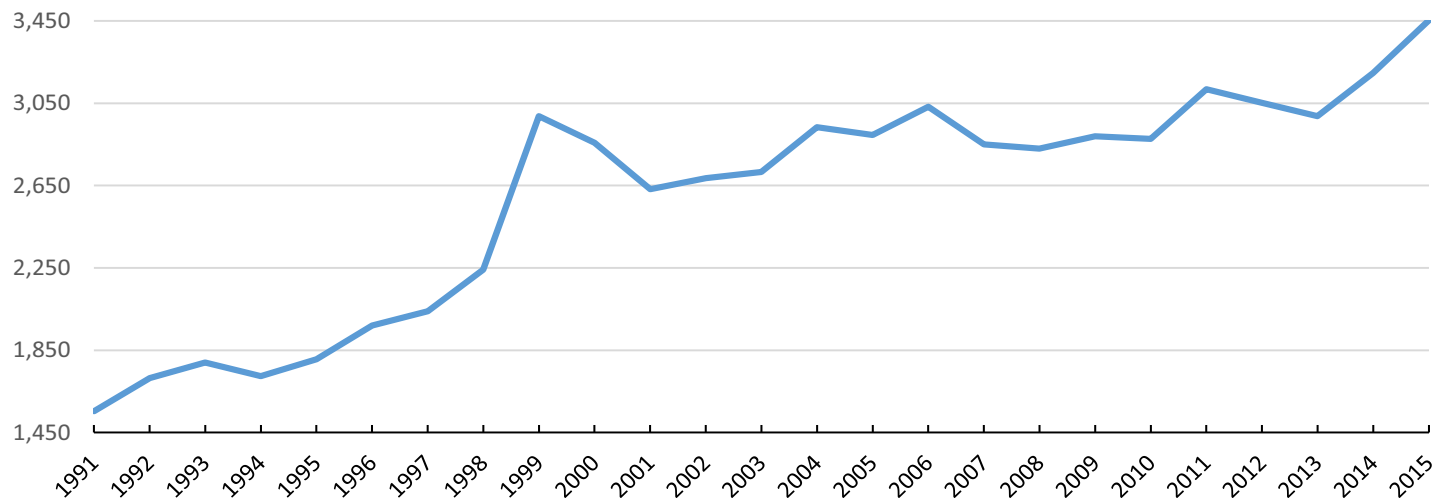
## NEW CONGREGATIONS ORGANIZED EACH YEAR

Chart 3



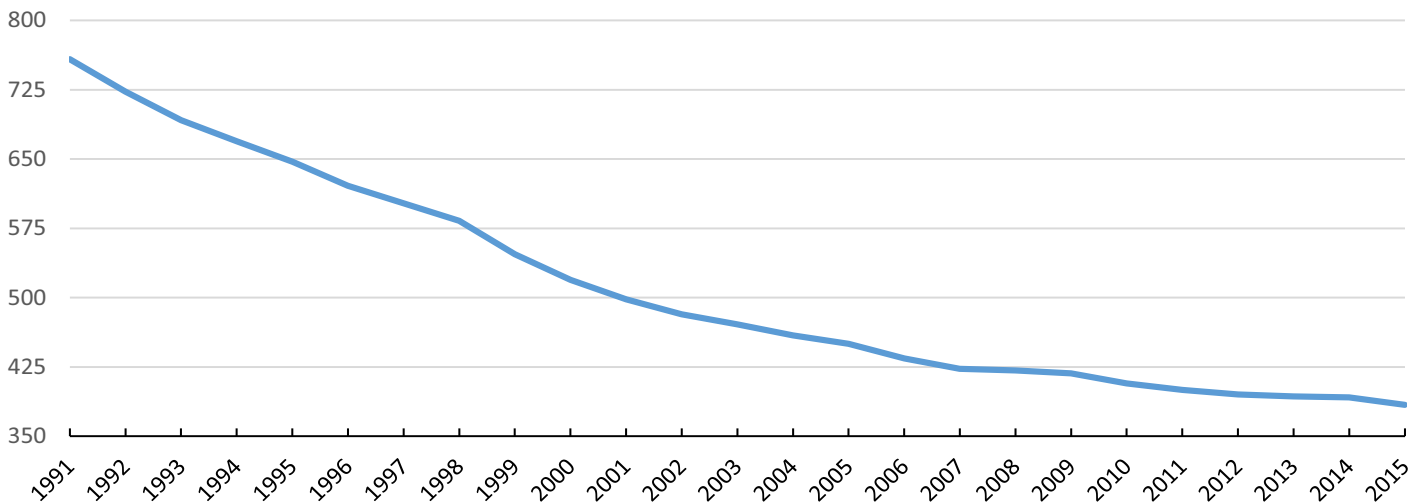
## AVERAGE ACCESSIONS PER DAY

Chart 4



## RATIO OF GENERAL POPULATION PER ADVENTIST MEMBER

Chart 5



**GENERAL AND INSTITUTIONAL EMPLOYEES** Table 7

Year	General Employees	Institutional Employees	Full Time Employees	Part Time Employees	Casual Employees	Total Active Employees
1863	30	...	...	...	...	30
1870	72	...	...	...	...	72
1880	260	...	...	...	...	260
1900	1,500	...	...	...	...	1,500
1920	5,896	4,853	...	...	...	10,749
1930	10,599	7,926	...	...	...	18,525
1940	14,270	11,438	...	...	...	25,708
1950	20,274	14,860	...	...	...	35,134
1960	23,479	22,091	...	...	...	45,570
1970	26,092	35,892	...	...	...	61,984
1980	34,814	51,025	...	...	...	85,839
1990	41,876	75,294	...	...	...	117,170
2000	54,843	108,912	...	...	...	163,755
2010	75,053	138,713	...	...	...	213,766
2011	77,012	155,156	217,754	7,580	6,834	232,168
2012	83,226	172,756	234,823	11,942	9,217	255,982
2013	86,060	174,121	228,373	21,864	9,944	260,181
2014	91,261	188,343	251,431	19,187	8,986	279,604

Note—Prior to 1970, honorary employees were included. No Literature Evangelists are included. See new table below.

**LITERATURE EVANGELISTS** Table 8

Year	Credentialed and Licensed	Interns/ Other	Part Time	Total Literature Evangelists
1902	826	...	...	826
1910	1,697	...	...	1,697
1920	2,332	...	...	2,332
1930	2,936	...	...	2,936
1940	3,062	...	...	3,062
1950	3,793	...	...	3,793
1960	3,320	...	...	3,320
1970	3,973	...	...	3,973
1980	7,073	...	...	7,073
1990	7,730	...	...	7,730
2000	7,085	...	...	7,085
2010	6,994	...	...	6,994
2011	6,808	4,217	7,553	18,578
2012	5,315	7,378	8,248	20,941
2013	5,864	7,978	7,710	21,552
2014	4,463	7,510	9,333	21,306

**FOOD INDUSTRIES** Table 9

Year	Food Industries	Employees		Products		Sales
		Full-time	Student	Manufactured	Other	
US\$						
1980	20	2,445	589	724	1,003	161,596,678
1985	28	3,385	705	1,183	792	178,609,601
1990	28	3,142	643	967	2,017	301,718,937
1995	28	3,839	563	1,741	646	363,186,808
2000	26	3,438	417	2,156	934	414,134,361
2005	30	5,097	300	2,399	910	834,159,122
2006	29	4,550	180	2,440	777	835,194,400
2007	24	4,659	152	2,585	939	939,112,373
2008	23	3,369	103	1,655	909	598,373,317
2009	21	3,553	131	1,404	1,451	...
2010	20	3,628	115	1,809	1,612	903,128,141
2011	20	3,312	84	1,734	1,637	980,723,266
2012	21	3,404	113	2,145	1,311	833,237,702
2013	21	3,477	106	2,216	1,340	742,135,011
2014	22	3,750	96	2,358	1,368	715,168,269

**PUBLISHING** Table 10

Year	Publishing Houses and Branches	Publishing House and Branch Employees	Sales	Periodicals	Baptisms*	Literature Evangelists		
						Full-time	Part-time	Student
1850	...	...	...	1	...	...	...	...
1880	4	128	40,000	10	...	...	...	...
1900	13	600	250,000	96	...	2,332 **	...	...
1920	45	1,125	5,682,972	144	...	3,062 **	...	...
1940	83	1,255	4,324,907	329	...	3,793 **	...	...
1950	43	1,668	12,602,590	317	...	4,757 **	...	...
1960	42	2,057	23,543,133	293	...	5,275 **	...	...
1970	48	2,379	46,882,360	279	...	6,754 **	...	...
1980	50	2,513	134,693,433	370	19,992	11,043	3,145	6,514
1990	58	2,293	106,422,910	582	39,295	21,779	4,213	4,253
2000	56	2,027	102,041,495	307	69,724	15,850	5,371	4,091
2010	63	2,133	194,638,728	447	57,429	14,560	13,054	19,940
2011	62	2,164	192,800,094	497	75,978	13,994	14,412	18,733
2012	63	2,150	206,553,821	579	67,577	13,543	14,367	21,161
2013	63	2,248	203,090,636	393	76,206	13,452	14,948	21,541
2014	62	2,016	186,663,674	365	82,799	13,584	15,379	20,618

Note—Beginning with 1987, publishing houses and branches were asked to report wholesale rather than retail sales.

\*Persons baptized as a direct result of outreach by literature evangelists.

\*\*Includes full-time, part-time, and student literature evangelists.

**WOMEN'S MINISTRIES** Table 11

Year	Baptisms	Reclaimed Members	Series of Evangelistic Meetings	Training Seminars	Other Meetings	Retreats/ Con-gresses	SDA Women Attending	Non-SDA Women Attending	Scholarships Awarded
1992	5,228	1,120	8,083	1,797	5,572	748	50,368	9,090	...
1993	8,449	18,091	1,555	1,818	14,826	1,152	116,061	9,415	1
1995	12,601	7,627	5,130	3,535	16,428	7,699	347,598	37,433	75
1998	77,971	14,856	25,822	14,871	64,235	13,391	633,664	63,341	78
2000	101,046	30,846	38,468	19,168	104,652	29,751	529,460	74,547	75
2006	119,234	29,578	56,282	35,890	198,599	24,506	1,318,265	269,481	126
2007	141,076	32,170	56,452	60,966	182,299	31,977	1,259,272	130,014	136
2008	125,674	32,461	59,018	54,064	139,631	18,144	1,134,166	109,177	112
2009	127,545	28,849	66,200	53,137	184,420	24,870	1,748,297	145,661	135
2010	125,053	33,598	69,232	54,748	165,532	21,187	1,863,324	131,232	323
2011	118,030	29,252	28,445	56,351	134,259	32,162	2,351,283	119,377	290
2012	129,320	63,180	59,605	46,979	131,258	25,334	696,462	100,933	178
2013	111,772	48,462	50,420	51,984	132,550	31,622	1,270,125	101,912	464
2014	109,729	55,230	97,417	96,344	259,870	27,292	1,380,312	106,855	271

Baptisms: Persons baptized as a direct result of ministry by women.

Other Meetings: Prayer breakfasts, women's seminars, support groups, Bible studies, prayer ministries, etc.

Retreats/Congresses: Women's weekend or full day retreats or congresses.

Scholarships Awarded: Scholarships awarded from the General Conference Women's Ministries Scholarship Fund.

**YOUTH MINISTRIES** Table 12

Year	AY Societies	AY Membership	Ambassador Clubs	Ambassador Membership	Pathfinder Clubs	Pathfinder Membership	Adventurer Clubs	Adventurer Membership
1910	647	12,408	...	...	...	...	...	...
1920	2,030	41,916	...	...	...	...	...	...
1930	3,825	84,823	...	...	...	...	...	...
1940	6,622	148,698	...	...	...	...	...	...
1950	10,892	268,354	...	...	...	...	...	...
1960	14,064	449,996	...	...	...	...	...	...
1970	19,107	630,827	...	...	2,768	58,371	...	...
1980	25,100	1,044,947	...	...	7,203	161,402	...	...
1990	39,547	1,916,652	...	...	11,425	378,538	...	...
2000	52,691	2,782,940	...	...	22,830	634,516	...	...
2009	77,346	3,132,469	13,738	373,247	42,715	1,471,372	33,275	1,447,347
2010	72,228	3,139,508	10,902	333,287	37,864	1,448,016	25,923	1,484,046
2011	68,557	2,773,989	12,473	195,061	35,812	1,352,920	26,454	1,433,040
2012	69,143	2,552,048	13,817	298,853	37,537	1,341,987	27,280	1,405,204
2013	73,535	2,572,572	18,224	318,948	34,533	1,570,459	24,155	1,375,921
2014	85,631	2,699,897	18,167	230,247	36,295	1,532,553	27,692	1,362,272

CHILDREN'S MINISTRIES

Table 13

Year	Children in Congregations (Under Age 15)	Congregations with Children's Ministries' Coordinator *	Vacation Bible Schools (VBS)	VBS Attendance		Evangelistic Outreach Programs for Children	Leader-Teacher Training Events	Children Baptized (Under Age 15)	Congregations with Baptismal Classes*	Service Opportunities/Community Outreach in which Children Participated	Congregations that Implement the Kids in Discipleship Initiative
				SDA Families	Non-SDA Families						
1996	...	...	6,492	57,134	36,529	9,887	17,341	8,366	...	...	...
1997	...	...	8,032	95,353	66,263	10,595	3,716	8,100	...	...	...
1998	...	...	8,853	91,537	58,523	10,823	3,726	12,044	...	...	...
1999	...	...	9,838	155,025	95,015	10,367	6,208	22,871	...	...	...
2000	...	...	16,437	160,525	111,551	11,872	5,154	24,669	...	...	...
2008	4,879,305	60,864	20,807	327,363	313,632	73,449	26,850	110,653	27,686	36,945	...
2009	860,801	58,574	18,318	233,202	198,999	114,423	29,272	87,825	32,709	34,664	...
2010	1,118,528	68,920	22,972	439,426	249,235	126,357	35,884	138,044	53,553	72,009	...
2011	1,589,291	60,550	23,051	216,995	186,612	109,938	41,015	110,208	25,846	34,686	244
2012	1,884,643	96,656	22,629	349,000	238,235	138,630	37,533	122,043	38,523	136,413	1,148
2013	2,396,003	74,764	18,106	237,772	175,390	90,328	22,260	108,965	26,066	189,501	2,379
2014	1,796,724	57,469	24,163	235,952	180,273	93,770	48,354	126,563	21,729	111,935	3,828

\*Beginning with 2006, the heading "Churches" changed to "Congregations." Congregations are officially organized churches and companies. Evangelistic Outreach Programs: e.g. Branch Sabbath Schools.

HEALTHCARE INSTITUTIONS

Table 14

Year	Institutions			Total Employees
	Hospitals and Sanitariums	Clinics and Dispensaries	Nrsg Homes, Retirement Centers, Orphanages, Children's Homes	
1880	2	...	...	165
1920	33	8	...	2,225
1940	90	68	...	6,184
1960	108	102	30	13,429
1980	153	266	80	54,941
1990	154	322	71	57,411
2000	174	393	158	85,307
2007	168	433	163	94,202
2008	171	429	162	107,256
2009	167	351	174	109,776
2010	173	216	168	112,578
2011	172	238	169	107,260
2012	175	269	170	114,857
2013	173	294	160	121,440
2014	175	385	169	122,795

COUNT OF UNIONS, CONFERENCES, AND LOCAL FIELDS

Table 15

DIVISION	Union Conferences	Union Missions	Union of Churches Conferences	Union of Churches Missions	Local Conferences	Local Missions
East-Central Africa	3	8	...	...	17	40
Euro-Asia	2	4	2	1	18	15
Inter-American	11	10	...	1	85	39
Inter-European	6	...	5	...	21	...
North American	9	...	...	...	57	2
Northern Asia-Pacific	2	1	...	...	9	3
South American	4	10	...	2	49	30
South Pacific	2	2	...	...	12	18
Southern Africa-Indian Ocean	5	4	...	...	20	19
Southern Asia	...	7	...	...	8	35
Southern Asia-Pacific	4	5	...	...	15	41
Trans-European	8	...	3	...	19	6
West-Central Africa	4	6	...	...	32	17
Attached to General Conf.	...	1	...	...	...	5
World Total 2014	60	58	10	4	362	270
World Total 2013	60	59	9	4	348	278
Group Totals 2014	132				632	
Group Totals 2013	132				626	

BROADCAST MINISTRIES

Table 16

Year	AM/FM and Internet Radio Stations Owned and Operated by SDA Church		No. of Hours Broadcast Annually "Purchased" on Other Radio Stations	TV Channels (Including Internet) Owned and Operated by SDA Church		No. of Hours Broadcast Annually "Purchased" on Other TV Stations	Media Centers /Production Studios					Adventist World Radio (AWR)					
	No. of Radio Stations	No. of Hours Broadcast Annually (SDA owned)		No. of TV Stations/Channels	No. of Hours Broadcast Annually (SDA Owned)		No. of Media Centers/Production Studios	No. of Languages Produced	Radio Programs: No. of Hours Produced Annually	No. of Audio Podcasts Published on the Internet Annually	TV Programs: No. of Hours Produced Annually	No. of TV Podcasts Published on the Internet Annually	No. of Broadcast Languages	No. Hours Broadcast Annually	No. of Radio Programs Produced Annually	No. of Podcast Subscribers at End of Year (Dec. 31)	No. of Audio Podcast Downloads
1960	1,389*	...	...	184*	...	...	...	...	...	...	...	...	...	...	...	...	
1970	4,476*	...	...	435*	...	...	...	...	...	...	...	...	...	...	...	...	
1980	3,328	...	...	343	...	...	...	...	...	...	...	...	...	...	...	...	
1990	1,227	...	...	143	...	...	...	...	...	...	...	...	...	...	...	...	
2000	3,456	...	...	4,372*	...	...	...	...	...	...	...	...	...	...	...	...	
2010	710	...	...	775	...	...	...	...	...	...	70	36,297	19,674	...	...	...	
2011	1,989	...	...	1,525	...	...	...	...	...	...	71	38,091	21,499	798,967	...	...	
2012	455	2,064,957	30,335	118**	508,216	11,256	196	219	115,340	67,969	18,476	42,640	71	47,402	22,183	1,761,629	350,000,000
2013	689	4,127,196	215,236	119	525,968	298,898	181	239	550,644	113,385	49,226	52,364	77	47,038	23,016	4,182,237+	...
2014	853	5,150,240	114,384	441	561,263	36,052	166	229	215,824	70,491	54,961	42,048	78	65,082	25,064	9,393,423+	1,160,000,000

\*Includes number of broadcasts per week. \*\*Revised. Note—NAD did not report in 2010. +As of October 31.



# STATISTICAL REPORT

## SABBATH SCHOOL AND PERSONAL MINISTRIES

Table 17

Year	Bible School Enrollments	Bible School Graduates	Lay Crusades/ Seminars	Lay Bible Studies	Baptisms*	Pieces of Literature Distributed	Community Services Units	Ingathering Funds	Sabbath Schools +	Sabbath School Attendance ++	Percent of Church Membership	Investment Offerings	Sabbath School Mission Offerings	SS Mission Offerings as Percent of Tithe
1880	...	...	...	...	...	...	...	...	451	11,821	75.92%	...	2,784	4.50%
1890	...	...	...	...	...	...	...	...	1,414	33,783	113.71%	...	28,643	12.71%
1900	...	...	...	...	...	...	...	...	2,334	50,804	67.05%	...	46,794	9.17%
1910	...	...	...	...	...	...	...	96,964**	4,151	101,161	96.78%	...	138,038	10.31%
1920	...	...	...	...	19,683	...	...	686,700	6,151	195,663	105.51%	...	1,441,962	20.04%
1930	...	...	...	...	28,536	...	...	1,290,854	9,966	382,743	121.79%	67,367	1,870,343	30.02%
1940	...	...	...	...	36,289	...	...	1,326,120	14,817	618,507	122.54%	108,350	1,765,277	21.87%
1950	...	...	...	...	68,510	...	...	4,125,463	16,694	952,229	125.82%	401,419	4,828,091	17.41%
1960	277,344	92,142	...	...	90,404	...	...	7,274,440	22,617	1,682,983	135.17%	786,242	8,162,705	13.80%
1970	486,235	161,467	...	...	157,766	...	...	10,598,152	30,601	2,607,713	127.09%	2,255,554	14,420,872	11.63%
1980	700,777	314,146	52,877	9,184,988	193,783	...	...	16,356,170	41,906	4,144,386	119.07%	4,704,254	34,564,983	8.67%
1990	290,736	166,527	141,239	11,586,376	215,407	32,271,391	16,698	15,616,983	76,323	8,011,268	119.66%	4,640,765	40,388,328	6.12%
2000	1,092,963	481,160	202,263	9,308,661	486,378	74,023,800	135,787	9,622,709	120,865	14,513,424	124.18%	4,405,364	44,986,478	4.11%
2010	584,728	198,034	251,691	5,558,014	514,734	59,354,723	116,966	11,067,178	140,694	19,368,905	114.45%	4,141,977	61,362,489	3.01%
2011	228,692	61,480	1,180,088	6,735,124	692,602	65,728,198	184,862	7,914,514	...	18,703,212	107.00%	4,508,250	72,622,887	2.28%
2012	545,374	122,163	1,198,968	6,759,370	716,162	66,928,668	219,649	9,189,884	...	5,196,104	...	4,834,108	73,275,709	3.17%
2013	554,300	199,392	1,587,088	5,871,683	761,990	60,113,539	236,503	9,394,607	...	6,164,226	...	5,747,395	70,812,141	2.95%
2014	516,744	202,583	1,248,267	5,418,741	851,992	49,165,057	165,902	9,630,606	...	6,342,650	...	6,663,469	71,553,835	2.91%
Total Ingathering Funds 1908-2014									US \$ 743,258,488					

\*Persons baptized as a direct result of outreach by lay members. \*\*1908-1910. +Beginning with 2011, number of Sabbath Schools are no longer collected. ++In 2012, Sabbath School Membership was changed to Sabbath School Attendance. Since that time the reporting has been incomplete.

## EDUCATION

Table 18

Year	Tertiary Institutions			Worker Training Institutions			Secondary Schools			Primary Schools		
	Institutions	Teachers	Enrollment	Institutions	Teachers	Enrollment	Schools	Teachers	Enrollment	Schools*	Teachers	Enrollment*
1880	1	14	52	...	...	...	...	5	353	2	3	99
1900	8	100	1,590	...	...	...	18	134	810	220	250	5,000
1920	19	1,020 +	1,616	...	...	...	40	...	7,924	966	1,273	28,555
1930	31	1,794 +	4,124	...	...	...	70	...	10,524	2,077	2,547	78,533
1940	35	2,782 +	6,989	...	...	...	90	...	12,196	2,752	3,752	107,576
1950	47	3,881 +	15,502	...	...	...	126	...	20,382	4,277	6,108	187,922
1960	51	1,305	16,513	...	...	...	309	3,456	43,041	4,463	8,437	235,887
1970	77	1,917	24,540	...	...	...	398	4,392	60,952	4,045	10,235	286,600
1980	76	3,619	32,882	...	...	...	806 +	6,156 +	111,927 +	4,127	16,079	494,488
1990	76	3,407	42,562	32	...	2,913	887	10,662 +	150,540	4,267	27,259	540,647
2000	94	4,648	65,589	35	419	8,868	1,126	17,492	257,937	4,809	33,367	732,698
2010	111	11,289	131,516	59	694	8,862	1,823	30,805	494,324	5,813	44,057	1,034,052
2011	112	11,595	136,548	48	631	8,397	1,898	32,481	521,041	5,815	44,356	1,084,665
2012	113	11,906	136,711	46	581	7,454	1,959	31,251	522,596	5,714	49,910	1,147,830
2013	114	12,540	134,091	44	447	5,545	2,040	33,939	581,173	5,371	46,981	1,086,884
2014	115	12,839	147,123	49	500	5,922	2,286	32,070	566,301	5,332	50,330	1,145,006

\*Prior to 1996, figures were based on Department of Education and conference or mission secretaries' reports. +Separate figures for tertiary institutions, worker training institutions, and secondary schools were not available.

## MISSIONARIES

Table 19

Year	New Missionary Arrivals*						Missionaries Currently Serving						IDE Permanent Returnees
	IDE Appointees **	IDE Unassigned Spouses	Adventist Volunteer Service***	Global Mission Pioneers+	Other Missionaries ++	Total	IDEs ***	IDE Unassigned Spouses	Adventist Volunteer Service***	Global Mission Pioneers+	Other Missionaries ++	Total	
1958	266	...	...	...	...	266	...	...	...	...	...	266	...
1960	270	...	...	...	...	270	...	...	3	...	...	273	...
1970	470	...	...	...	...	470	...	...	125	...	...	595	...
1980	356	...	...	...	...	356	1,388	...	763	...	...	2,151	326
1990	369	...	...	...	...	369	1,089	...	1,087	...	...	2,176	279
2000	169	...	518	...	...	687	1,138	...	1,526	...	...	2,664	135
2005	116	...	...	...	...	...	980	...	1,589	...	...	...	143
2010	107	...	719	98	...	924	860	...	639	1,142	...	2,641	109
2011	117	...	575	1,571	...	2,263	846	...	791	2,471	...	4,108	104
2012	92	...	526	366	...	984	839	...	1,222	1,421	...	3,482	110
2013	92	15	528	801	764	2,200	781	160	1,101	1,894	1,750	5,686	72
2014	69	17	438	414	476	1,414	753	111	1,019	1,733	2,203	5,819	90

\*Includes intradivision (where divisions have defined mission territories) and interdivision arrivals. \*\*New IDEs and spouses employed this year. Until 2013, unassigned spouses were also included in this column. \*\*\*Adventist Youth Services are included. +Global Mission Pioneers remain in their own country. ++Other Missionaries include: Tentmakers, Waldensian Students, Contract Workers (working in a foreign country, but not IDEs), 1000 Missionary Movement Workers, Pioneer Missionary Movement Workers, Intra-Division/Inter-Union Workers (if not in home country), Intra-Union Workers (if not in home country), and One Year of Mission Workers. +++IDEs and spouses currently employed. Until 2013, unassigned spouses were also included in this count.

GENERAL STATISTICS

DENOMINATIONALLY EMPLOYED WORKERS CLASSIFIED BY TYPE OF EMPLOYMENT 2014

Table 20

Organization	General Employees															Institutional Employees			
	Evangelistic and Pastoral Employees						Administrative, Promotional, Office, and Miscellaneous Employees					Primary School Teachers			Bible Instructors		Tertiary Inst., Worker Training Inst., and Secondary School Teachers		
	Ordained		Licensed		Other		Ordained		Other			FT	PT	C	FT	PT	FT	PT	C
	FT	PT	FT	PT	FT	PT	FT	PT	C										
General Conference	2	...	...	...	...	...	95	4	1,309	53	8	11	...	...	...	...	693	44	2
East-Central Africa	1,476	...	653	...	316	65	117	...	2,614	137	386	987	79	3	18	54	1,172	77	...
Euro-Asia	511	...	488	...	91	2	110	...	508	221	18	12	1	...	4	1	56	3	...
Inter-American	1,518	...	1,188	...	301	...	491	...	2,869	24	...	3,369	326	...	136	10	4,001	337	20
Inter-European	604	...	193	...	134	9	394	...	597	58	25	99	30	8	28	...	253	22	29
North American	2,920	65	504	53	294	449	416	8	2,249	2,737	1,568	2,646	531	316	44	73	1,321	140	280
Northern Asia-Pacific	834	...	149	...	4,566	11	64	...	158	5	2	296	13	...	...	...	770	37	18
South American	2,118	...	1,028	...	89	...	783	...	8,895	...	...	9,045	...	...	556	...	5,498	...	...
South Pacific	599	10	653	...	193	51	128	...	641	192	109	1,891	324	243	15	30	1,081	226	230
Southern Africa-Indian Ocean	830	...	401	...	108	4	153	...	1,408	118	26	382	26	...	40	24	835	158	4
Southern Asia	383	...	173	...	347	94	252	...	772	...	...	1,475	346	...	201	66	1,392	480	54
Southern Asia-Pacific	1,222	...	688	...	273	253	389	...	1,672	13	44	2,778	117	287	63	7	2,617	65	98
Trans-European	355	9	85	8	98	14	81	...	328	114	9	63	18	2	20	5	103	38	5
West-Central Africa	687	...	448	...	329	7	74	...	728	59	41	504	79	11	107	...	1,261	189	78
Attd: Middle East and North Africa Union	15	...	4	...	15	2	7	...	26	16	19	79	16	...	3	3	42	39	...
Attd: Israel Field	4	...	2	...	...	...	...	...	3	...	...	...	...	...	...	...	...	...	...
World Totals 2014	14,078	84	6,657	61	7,154	961	3,554	12	24,777	3,747	2,255	23,637	1,906	870	1,235	273	21,095	1,855	818
World Totals 2013	13,792	...	6,346	...	11,000	...	3,487	...	26,930	...	...	22,769	...	...	1,736	...	20,566	...	...

\*Employees of Adventist Risk Management, Incorporated. Literature Evangelists in this table are credentialed and licensed, interns, and part time.

DENOMINATIONALLY EMPLOYED WORKERS CLASSIFIED BY CREDENTIALS CARRIED 2014

Table 21

Organization	Ministerial Credential			Commissioned Minister Credential	Commissioned Ministry of Teaching Credential	Administrative Ministries Credential	Missionary Credential			Ministerial License				
	Active		Honorary/Emeritus				Active		Honorary/Emeritus					
	FT	PT		FT	PT	FT	PT	FT		PT				
General Conference	202	4	80	19	...	353	...	217	...	1,331	19	...	165	...
East-Central Africa	1,612	...	838	399	...	1,116	...	135	...	1,461	...	...	849	...
Euro-Asia	651	...	217	1	...	30	...	94	...	190	...	...	509	...
Inter-American	2,138	...	556	89	...	1,373	...	154	...	3,407	...	183	1,336	...
Inter-European	1,034	...	571	68	...	96	...	36	...	606	...	85	238	...
North American	3,609	83	1,644	239	11	2,418	17	440	14	2,256	68	149	629	65
Northern Asia-Pacific	1,081	...	136	1	...	116	...	7	...	792	...	133	177	...
South American	3,141	...	370	...	...	...	...	...	...	1,309	...	197	1,236	...
South Pacific	764	11	667	86	...	1,690	139	109	4	327	36	...	672	...
Southern Africa-Indian Ocean	1,023	...	506	50	...	394	...	56	...	1,601	...	...	473	...
Southern Asia	653	...	221	68	...	554	...	35	...	298	...	...	215	...
Southern Asia-Pacific	1,714	...	254	2	...	...	...	...	...	6,083	...	...	825	...
Trans-European	457	9	295	46	6	57	7	25	1	167	34	157	86	8
West-Central Africa	804	...	110	18	...	120	...	96	...	1,068	...	10	510	...
Attd: Middle East and North Africa Union	26	...	7	1	...	23	...	6	...	28	...	...	4	...
Attd: Israel Field	4	...	...	...	...	...	...	...	...	2	...	...	2	...
World Totals 2014	18,913	107	6,472	1,087	17	8,340	163	1,410	19	20,926	157	914	7,926	73
World Totals 2013	18,846	...	6,990	946	...	7,880	...	1,466	...	21,034	...	1,236	7,394	...

## DENOMINATIONALLY EMPLOYED WORKERS CLASSIFIED BY TYPE OF EMPLOYMENT 2014 (CONT'D)

Institutional Employees (Cont'd)																		Total Active Employees				All Literature Evangelists		
Others in Educational Institutions			Food Industry Employees			Hospital and Sanitarium Employees			Others in Healthcare Institutions			Media Center Employees			Publishing House and Branch Employees			Other Institutional Employees*		All Full Time Employees	All Part Time Employees		All Casual Employees	Total Active Employees
FT	PT	C	FT	PT	C	FT	PT	C	FT	PT	C	FT	PT	C	FT	PT	C	FT	PT	E	E		E	E
4,009	400	1,610	...	...	...	5,770	588	539	22	...	...	...	...	...	249	25	54	97	1	12,257	1,115	2,213	15,585	24
424	46	...	...	...	...	460	29	41	84	64	...	62	...	...	68	...	...	...	...	8,451	551	430	9,432	5,222
89	1	...	...	...	...	3	...	...	4	2	...	93	29	4	75	9	1	...	...	2,044	269	23	2,336	1,314
2,148	47	...	1,021	114	...	2,071	271	6	283	94	...	66	...	...	166	2	...	...	...	19,628	1,225	26	20,879	1,839
55	8	1	115	...	...	88	1	...	197	317	8	94	1	14	93	3	4	...	...	2,944	449	89	3,482	319
2,460	911	697	...	...	...	80,935	835	115	8,587	3,163	...	114	25	...	...	...	...	...	...	102,490	8,990	2,976	114,456	80
654	50	...	339	44	...	3,853	230	207	469	484	...	30	2	...	77	...	...	...	...	12,259	876	227	13,362	313
11,343	...	...	1,605	...	...	6,379	...	...	244	...	...	532	...	...	795	...	...	15	...	48,925	...	...	48,925	2,234
439	164	138	695	148	158	880	929	557	479	591	296	51	13	3	35	4	...	...	...	7,780	2,682	1,734	12,196	208
580	94	22	...	...	...	902	...	...	414	...	...	49	2	2	79	...	...	...	...	6,181	426	54	6,661	2,747
982	75	...	42	...	...	463	...	...	...	...	...	17	...	...	52	...	...	...	...	6,551	1,061	54	7,666	548
554	25	17	...	...	...	4,911	180	391	54	...	28	21	3	6	165	29	6	...	...	15,407	692	877	16,976	5,199
50	17	...	...	...	...	33	10	8	26	5	...	14	1	2	67	2	...	...	...	1,323	241	26	1,590	251
304	155	39	131	19	...	258	20	24	23	...	30	4	...	...	36	...	...	...	...	4,894	528	223	5,645	1,008
49	6	...	41	...	5	...	...	...	...	...	...	7	...	10	...	...	...	...	...	288	82	34	404	...
...	...	...	...	...	...	...	...	...	...	...	...	...	...	...	...	...	...	...	...	9	...	...	9	...
24,140	1,999	2,524	3,989	325	163	107,006	3,093	1,888	10,886	4,720	362	1,154	76	41	1,957	74	65	112	1	251,431	19,187	8,986	279,604	21,306
25,191	...	...	3,973	...	...	113,664	...	...	7,226	...	...	1,191	...	...	2,178	...	...	132	...	228,373	21,864	9,944	260,181	21,552

## DENOMINATIONALLY EMPLOYED WORKERS CLASSIFIED BY CREDENTIALS CARRIED 2014 (CONT'D)

Commissioned Minister License		Commissioned Ministry of Teaching License		Administrative Ministries License		Missionary License		All Other Employees (Employees with no credential or license)			Total Active Employees			All Active Employees	Literature Evangelists Cred. and License	Honorary/ Emeritus Credential
FT	PT	FT	PT	FT	PT	FT	PT	FT	PT	Casual	FT	PT	Casual	E	E	E
...	...	47	...	18	...	329	1	9,576	1,091	2,213	12,257	1,115	2,213	15,585	19	83
170	...	856	...	191	...	695	...	967	551	430	8,451	551	430	9,432	1,442	875
1	...	57	...	44	...	107	...	360	269	23	2,044	269	23	2,336	133	217
63	...	430	...	16	...	2,002	...	8,620	1,225	26	19,628	1,225	26	20,879	326	953
54	...	35	...	2	...	215	...	560	449	89	2,944	449	89	3,482	125	739
132	19	722	9	78	1	996	89	90,971	8,614	2,976	102,490	8,990	2,976	114,456	...	2,002
...	...	20	...	3	...	5,987	...	4,075	876	227	12,259	876	227	13,362	45	269
...	...	...	...	...	...	1,053	...	42,186	...	...	48,925	...	...	48,925	308	642
33	18	813	91	48	10	690	59	2,548	2,314	1,734	7,780	2,682	1,734	12,196	71	669
60	...	241	...	15	...	769	...	1,499	426	54	6,181	426	54	6,661	613	512
13	...	1,074	...	1	...	2,231	...	1,409	1,061	54	6,551	1,061	54	7,666	165	221
...	...	...	...	...	...	2,336	...	4,447	692	877	15,407	692	877	16,976	772	254
26	7	16	4	23	3	134	34	286	128	26	1,323	241	26	1,590	3	491
17	...	63	...	26	...	573	...	1,599	528	223	4,894	528	223	5,645	441	124
8	...	3	...	2	...	7	...	180	82	34	288	82	34	404	...	7
...	...	...	...	...	...	1	...	...	...	...	9	...	...	9	...	...
577	44	4,377	104	467	14	18,125	183	169,283	18,306	8,986	251,431	19,187	8,986	279,604	4,463	8,058
562	...	4,555	...	393	...	19,918	...	177,187	...	...	228,373	21,864	9,944	260,181	5,864	8,600

Conference or Mission	Churches, Companies, and Church Membership														
	2a	2b	3a	3b	4a	4b	4c	4d	5a	5b	5c	5d	5e	6	16
	Churches	Companies	Church Attendance Average	Church Membership at Beginning of Year	Members Added				Members Subtracted					Church Membership at End of Year	Sabbath School Attendance Average
Baptisms					Professions of Faith	Letters Received	Adjustments	Letters Granted	Deaths	Dropped	Missing	Adjustments			
<b>EAST-CENTRAL AFRICA DIVISION</b>															
1 BURUNDI UNION MISSION	...	...	...	...	...	...	...	...	...	...	...	...	...	...	...
2 East Burundi Field	100	117	19,541	14,836	1,710	26	262	60	191	26	187	156	28	16,306	19,621
3 North Burundi Field	95	111	22,225	21,419	2,402	...	711	124	918	28	451	125	...	23,134	22,735
4 West Burundi Field	218	177	70,163	72,883	7,339	252	1,351	6	736	213	869	462	...	79,551	70,485
Totals	413	405	111,929	109,138	11,451	278	2,324	190	1,845	267	1,507	743	28	118,991	112,841
5 EAST CONGO UNION MISSION	...	...	...	...	...	...	...	...	...	...	...	...	...	...	...
6 East Katanga Mission	44	66	11,352	11,157	637	...	...	102	50	28	27	29	82	11,680	11,461
7 Maniema Mission	25	33	9,283	6,170	443	1	6	131	40	50	21	26	26	6,588	9,275
8 North Katanga Field	50	57	6,156	12,672	854	1	30	10	140	40	55	...	55	13,277	7,481
9 South Katanga Field	105	216	25,167	32,967	2,453	...	6	2	142	66	37	3	12	35,168	30,697
10 West Katanga Field	21	34	5,661	7,346	603	1	3	2	17	26	9	...	15	7,888	6,228
Totals	245	406	57,618	70,312	4,990	3	45	247	389	210	149	58	190	74,601	65,141
11 EAST KENYA UNION CONFERENCE	...	...	...	...	...	...	...	...	...	...	...	...	...	...	...
12 Central Kenya Conference	1,012	908	116,523	109,832	7,233	93	686	9,778	1,846	107	178	2,994	9,928	112,569	86,151
13 Central Rift Valley Conference	491	299	46,105	44,838	3,161	83	359	...	361	38	259	349	415	47,019	32,024
14 Kenya Coast Field	178	315	10,787	20,617	1,273	7	48	...	67	1	8	140	...	21,729	15,006
15 Nyamira Conference	563	214	90,376	120,756	7,556	360	2,993	...	3,324	391	1,556	339	157	125,898	39,929
16 South Kenya Conference	676	177	165,829	163,383	7,871	132	159	...	260	149	822	311	...	170,003	165,397
Totals	2,920	1,913	429,618	459,426	27,094	675	4,245	9,778	5,858	686	2,823	4,133	10,500	477,218	338,506
17 ETHIOPIAN UNION MISSION	...	...	...	...	...	...	...	...	...	...	...	...	...	...	...
18 Central Ethiopia Field	71	56	8,041	8,503	489	29	40	...	23	18	10	15	...	8,995	7,218
19 Northwest Ethiopia Field	15	5	1,940	2,162	167	...	...	...	...	12	...	...	...	2,317	1,706
20 South East Ethiopia Field	70	31	9,644	9,879	1,314	...	...	...	...	21	...	...	...	11,172	10,156
21 South Ethiopia Field	358	136	47,209	57,522	3,230	216	106	...	89	195	171	45	...	60,574	37,029
22 South West Ethiopia Field	83	65	17,813	17,589	1,538	...	...	...	...	15	156	1,070	1,194	16,692	16,689
23 West Ethiopia Conference	308	80	74,022	66,550	2,461	238	...	...	...	25	...	21	...	69,203	76,317
24 Tigray Attached Mission	3	4	241	383	12	...	...	...	2	...	...	...	...	393	196
Totals	908	377	158,907	162,588	9,211	483	146	...	114	286	337	1,151	1,194	169,346	149,309
25 NORTH EAST CONGO UNION MISSION	...	...	...	...	...	...	...	...	...	...	...	...	...	...	...
26 Central Kivu Association	409	146	39,003	68,500	6,984	463	946	...	1,112	184	756	498	...	74,343	47,650
27 Kibali Ituri Mission	59	135	7,876	8,117	625	...	2,917	...	2,908	3	69	17	84	8,578	7,633
28 North Kivu Association	293	147	57,905	52,400	3,555	413	1,330	7	9,267	163	905	196	1,224	45,950	50,834
29 South Kivu Field	195	76	22,771	22,573	2,230	947	30	1,019	1,160	86	289	95	6	25,163	21,345
30 Upper Congo Field	99	139	10,890	9,016	716	12	6,472	...	315	43	44	17	...	15,797	11,034
Totals	1,055	643	138,444	160,606	14,110	1,835	11,695	1,026	14,762	479	2,063	823	1,314	169,831	138,495
31 NORTHERN TANZANIA UNION CONF.	...	...	...	...	...	...	...	...	...	...	...	...	...	...	...
32 Mara Conference	388	275	7,724	128,894	11,180	32	468	615	1,104	371	820	189	148	138,557	7,111
33 North-East Tanzania Conference	398	244	42,531	59,418	6,246	288	1,095	106	1,569	215	317	111	169	64,772	40,950
34 South Nyanza Conference	722	560	91,047	115,305	17,285	226	1,612	17	2,107	357	1,578	1,149	24	129,230	76,218
35 West Tanzania Conference	386	369	27,376	55,442	4,661	83	457	64	433	98	539	117	23	59,497	25,369
Totals	1,894	1,448	168,678	359,059	39,372	629	3,632	802	5,213	1,041	3,254	1,566	364	392,056	149,648
36 RWANDA UNION MISSION	...	...	...	...	...	...	...	...	...	...	...	...	...	...	...
37 Central Rwanda Field	250	36	75,036	101,989	4,147	1	85	163	253	142	93	30	21	105,846	56,594
38 East Central Rwanda Conference	236	129	82,352	108,847	10,982	27	377	23	698	134	189	83	1	119,151	73,733
39 East Rwanda Field	257	141	82,009	110,437	10,430	54	14	...	14	93	135	6	...	120,687	84,803
40 North Rwanda Conference	238	54	68,986	84,573	6,178	...	...	...	518	231	346	24	7	90,027	66,864
41 North-West Rwanda Field	220	57	57,649	74,871	5,238	28	55	20	131	108	46	10	...	79,917	59,073
42 South Rwanda Field	237	68	45,664	85,899	4,925	35	244	...	456	119	348	295	...	89,885	39,250
43 West Rwanda Field	307	78	56,944	78,432	4,238	138	136	...	557	154	262	98	...	81,873	53,163
Totals	1,745	563	468,639	645,048	46,138	283	1,313	206	2,627	981	1,419	546	29	687,386	433,479
44 SOUTHERN TANZANIA UNION MISSION	...	...	...	...	...	...	...	...	...	...	...	...	...	...	...
45 East-Central Tanzania Conference	217	259	22,927	67,927	4,778	101	4,138	1,302	33,246	102	452	268	865	43,313	23,132
46 South-East Tanzania Conference	137	116	18,806	...	3,951	86	29,917	195	1,241	88	301	1,249	78	31,192	19,047
47 Southern Highlands Conference	395	504	53,171	43,665	5,618	3,222	1,734	329	5,471	166	570	20	306	48,035	54,486
Totals	749	879	94,904	111,592	14,347	3,409	35,789	1,826	39,958	356	1,323	1,537	1,249	122,540	96,664
48 UGANDA UNION MISSION	...	...	...	...	...	...	...	...	...	...	...	...	...	...	...
49 Central Uganda Conference	325	702	149,271	156,616	19,700	...	...	...	...	30	...	...	...	176,286	149,517
50 Eastern Uganda Field	162	403	21,020	22,657	1,481	19	10	652	30	41	1	34	54	24,659	21,297
51 Northern Uganda Field	69	172	7,917	16,538	1,687	...	...	...	...	2	...	...	...	18,223	3,747
52 Rwenzori Field	198	217	9,159	44,718	4,098	120	483	1,134	363	90	143	66	17,204	32,687	8,840
53 Southwestern Uganda Field	97	237	17,635	20,218	1,276	121	9	42	53	39	39	101	2	21,432	19,282
54 Western Uganda Field	113	223	16,376	24,433	1,168	19	31	1,246	12	21	25	49	8,522	18,268	16,467
Totals	964	1,954	221,377	285,180	29,410	279	533	3,074	458	223	208	250	25,782	291,555	219,149

# STATISTICAL REPORT FOR 2015

Conference or Mission	Churches, Companies, and Church Membership														
1	2a	2b	3a	3b	4a	4b	4c	4d	5a	5b	5c	5d	5e	6	16
Conference or Mission	Churches	Companies	Church Attendance Average	Church Membership at Beginning of Year	Members Added				Members Subtracted					Church Membership at End of Year	Sabbath School Attendance Average
					Baptisms	Professions of Faith	Letters Received	Adjustments	Letters Granted	Deaths	Dropped	Missing	Adjustments		

## EAST-CENTRAL AFRICA DIVISION (CONT'D)

55 WEST CONGO UNION MISSION.....	...	...	...	...	...	...	...	...	...	...	...	...	...	...	...
56 Central Kasai Field .....	332	218	147,593	139,148	6,901	...	9	...	241	353	732	1,419	...	143,313	149,189
57 Congo Equatorial Field .....	6	23	...	2,011	188	...	...	...	75	66	93	...	...	1,965	...
58 East Kasai Field .....	63	69	5,748	16,710	1,551	...	...	...	2	29	278	343	38	17,571	5,746
59 Lower Congo Field .....	6	25	301	2,733	138	...	5	14	16	4	2	1	...	2,867	255
60 West Congo Field .....	34	72	5,184	18,136	1,272	4	45	15	38	75	53	108	32	19,166	2,694
61 West Kasai Field .....	219	198	78,956	115,249	6,033	6	26	...	60	47	46	64	...	121,097	79,477
Totals .....	660	605	237,780	293,987	16,083	10	85	29	432	574	1,204	1,935	70	305,979	237,359

62 WEST KENYA UNION CONFERENCE .....	...	...	...	...	...	...	...	...	...	...	...	...	...	...	...
63 Central Nyanza Conference .....	313	196	57,330	53,824	4,848	89	155	...	136	103	9	...	341	58,327	56,525
64 Greater Rift Valley Conference .....	404	489	36,975	88,054	8,713	313	560	...	35,259	104	271	6,296	...	55,710	49,133
65 Kenya Lake Conference .....	676	206	55,322	85,082	6,738	20	67	...	47	122	129	180	...	91,429	26,492
66 North West Kenya Conference .....	404	488	22,406	...	2,907	205	34,936	...	189	80	172	261	...	37,346	22,912
67 Ranen Conference .....	833	325	130,566	137,799	10,393	160	1,042	90	1,425	260	453	24	1,056	146,266	39,494
Totals .....	2,630	1,704	302,598	364,759	33,599	787	36,760	90	37,056	669	1,034	6,761	1,397	389,078	194,554

68 ATTACHED FIELDS .....	...	...	...	...	...	...	...	...	...	...	...	...	...	...	...
69 Eritrea Mission Field .....	3	12	...	526	...	...	...	...	...	...	...	...	...	526	...

70 SOUTH SUDAN ATTACHED TERRITORIES .....	...	...	...	...	...	...	...	...	...	...	...	...	...	...	...
71 Greater Bahr el Ghazal Field .....	12	34	...	5,224	551	1	...	...	...	...	7	...	...	5,769	1,076
72 Greater Equatoria Field .....	30	82	11,723	11,176	1,263	...	...	46	...	5	...	...	...	12,480	8,798
73 Greater Upper Nile Field .....	17	52	10,507	7,692	406	...	...	...	...	...	...	...	...	8,098	10,314
Totals .....	59	168	22,230	24,092	2,220	1	...	46	...	5	7	...	...	26,347	20,188

Attached Fields Totals .....	62	180	22,230	24,618	2,220	1	...	46	...	5	7	...	...	26,873	20,188
------------------------------	----	-----	--------	--------	-------	---	-----	----	-----	---	---	-----	-----	--------	--------

74 EAST-CENTRAL AFRICA DIVISION .....	...	...	...	...	...	...	...	...	...	...	...	...	...	...	...
75 Burundi Union Mission .....	413	405	111,929	109,138	11,451	278	2,324	190	1,845	267	1,507	743	28	118,991	112,841
76 East Congo Union Mission .....	245	406	57,618	70,312	4,990	3	45	247	389	210	149	58	190	74,601	65,141
77 East Kenya Union Conference .....	2,920	1,913	429,618	459,426	27,094	675	4,245	9,778	5,858	686	2,823	4,133	10,500	477,218	338,506
78 Ethiopian Union Mission .....	908	377	158,907	162,588	9,211	483	146	...	114	286	337	1,151	1,194	169,346	149,309
79 North East Congo Union Mission .....	1,055	643	138,444	160,606	14,110	1,835	11,695	1,026	14,762	479	2,063	823	1,314	169,831	138,495
80 Northern Tanzania Union Conference .....	1,894	1,448	168,678	359,059	39,372	629	3,632	802	5,213	1,041	3,254	1,566	364	392,056	149,648
81 Rwanda Union Mission .....	1,745	563	468,639	645,048	46,138	283	1,313	206	2,627	981	1,419	546	29	687,386	433,479
82 Southern Tanzania Union Mission .....	749	879	94,904	111,592	14,347	3,409	35,789	1,826	39,958	356	1,323	1,537	1,249	122,540	96,664
83 Uganda Union Mission .....	964	1,954	221,377	285,180	29,410	279	533	3,074	458	223	208	250	25,782	291,555	219,149
84 West Congo Union Mission .....	660	605	237,780	293,987	16,083	10	85	29	432	574	1,204	1,935	70	305,979	237,359
85 West Kenya Union Conference .....	2,630	1,704	302,598	364,759	33,599	787	36,760	90	37,056	669	1,034	6,761	1,397	389,078	194,554
86 Attached Fields .....	62	180	22,230	24,618	2,220	1	...	46	...	5	7	...	...	26,873	20,188
DIVISION TOTALS .....	14,245	11,077	2,412,719	3,046,313	248,025	8,672	96,567	17,314	108,712	5,777	15,328	19,503	42,117	3,225,454	2,155,332

## EURO-ASIA DIVISION

1 BELARUS UNION OF CHURCHES CONF .....	66	28	3,650	4,073	86	10	75	...	57	48	384	...	...	3,755	3,608
2 CAUCASUS UNION MISSION .....	...	...	...	...	...	...	...	...	...	...	...	...	...	...	...
3 Kubano-Chernomorskaya Conference .....	55	29	2,342	3,115	85	11	148	2	121	82	61	2	14	3,081	2,214
4 North Caucasus Mission .....	33	16	1,337	1,769	57	4	68	6	79	31	24	...	3	1,767	1,292
5 Rostov-Kalmykia Conference .....	41	30	1,931	2,730	51	3	83	...	83	50	68	...	...	2,666	1,910
Totals .....	129	75	5,610	7,614	193	18	299	8	283	163	153	2	17	7,514	5,416

6 EAST RUSSIAN UNION MISSION .....	...	...	...	...	...	...	...	...	...	...	...	...	...	...	...
7 Central Siberian Mission .....	29	3	1,198	1,828	46	6	40	...	41	24	26	...	...	1,829	1,100
8 East Siberian Mission .....	33	24	1,219	2,021	42	12	31	1	37	27	16	8	4	2,015	1,200
9 West Siberian Mission .....	20	11	609	1,156	13	3	15	...	18	14	4	...	...	1,151	589
Totals .....	82	38	3,025	5,005	101	21	86	1	96	65	46	8	4	4,995	2,888

10 FAR EASTERN UN OF CHURCHES MISS .....	49	22	1,580	2,287	85	3	70	...	79	48	27	...	...	2,291	1,497
--	----	----	-------	-------	----	---	----	-----	----	----	----	-----	-----	-------	-------

11 MOLDOVA UNION OF CHURCHES CONF .....	149	89	7,932	9,385	191	13	161	8	334	129	105	...	...	9,190	8,074
---	-----	----	-------	-------	-----	----	-----	---	-----	-----	-----	-----	-----	-------	-------

12 SOUTHERN UNION MISSION .....	...	...	...	5	...	...	...	...	...	...	...	...	...	5	...
13 Kyrgyzstan Mission .....	12	14	436	735	30	2	47	1	37	13	15	...	5	745	421
14 Northern Kazakhstan Mission .....	27	14	1,120	1,606	49	3	43	3	62	29	45	...	7	1,561	1,096
15 Southern Kazakhstan Mission .....	15	10	654	1,143	30	2	29	1	38	19	47	3	11	1,087	771
16 Tajikistan Field .....	3	6	130	187	8	...	...	...	...	...	...	...	...	195	106
17 Turkmenistan Field .....	1	2	53	96	4	...	...	...	3	2	...	...	...	95	53
18 Uzbekistan Field .....	12	5	440	755	16	...	11	...	20	8	9	22	10	713	393
Totals .....	70	51	2,833	4,527	137	7	130	5	160	71	116	25	33	4,401	2,839

## GENERAL STATISTICS BY DIVISIONS FOR 2015

Conference or Mission	Churches, Companies, and Church Membership														
	2a	2b	3a	3b	4a	4b	4c	4d	5a	5b	5c	5d	5e	6	16
1	Churches	Companies	Church Attendance Average	Church Membership at Beginning of Year	Members Added				Members Subtracted					Church Membership at End of Year	Sabbath School Attendance Average
Conference or Mission					Baptisms	Professions of Faith	Letters Received	Adjustments	Letters Granted	Deaths	Dropped	Missing	Adjustments		

## EURO-ASIA DIVISION (CONT'D)

19	TRANS-CAUCASUS UNION MISSION	...	...	...	...	...	...	...	...	...	...	...	...	...	...	...
20	Armenian Mission	19	9	456	848	23	4	20	...	28	14	13	...	...	840	390
21	Azerbaijan Mission	5	6	232	531	10	3	4	...	3	8	7	...	3	527	240
22	Georgian Mission	9	4	206	386	12	1	5	2	16	7	10	1	4	368	206
Totals		33	19	893	1,765	45	8	29	2	47	29	30	1	7	1,735	835
23	UKRAINIAN UNION CONFERENCE	...	...	...	...	...	...	...	...	...	...	...	...	...	...	...
24	Bukovinskaya Conference	130	10	5,324	7,072	219	14	107	...	129	170	75	...	10	7,028	5,401
25	Central Ukrainian Conference	87	19	3,550	4,759	148	11	132	4	137	102	88	1	4	4,722	3,307
26	Dnieper Conference	120	8	3,708	5,470	122	15	111	9	136	114	127	14	11	5,325	3,562
27	Eastern Dnieper Conference	115	66	4,478	7,312	192	25	194	21	286	183	95	...	52	7,128	4,267
28	Eastern Ukrainian Mission	64	33	2,244	3,372	278	16	137	55	225	83	40	...	11	3,499	2,201
29	Kiev Conference	25	...	2,284	3,966	102	12	86	1	96	83	13	8	...	3,967	1,935
30	Podolsk Conference	109	50	4,460	6,070	122	11	118	...	137	127	96	17	...	5,944	4,276
31	Southern Ukrainian Conference	86	40	3,050	4,667	145	9	65	8	105	93	86	...	9	4,601	2,920
32	Western Ukrainian Conference	95	40	4,826	6,537	148	10	96	8	111	78	60	10	16	6,524	4,627
Totals		831	266	33,924	49,225	1,476	123	1,046	106	1,362	1,033	680	50	113	48,738	32,493
33	WEST RUSSIAN UNION CONFERENCE	...	...	...	...	...	...	...	...	...	...	...	...	...	...	...
34	Central Conference	51	45	2,917	3,594	74	4	112	...	103	67	40	...	...	3,574	2,923
35	Moscow Conference	28	3	2,394	3,291	61	3	156	2	110	52	13	6	11	3,321	2,033
36	Northwestern Conference	53	34	2,022	3,203	55	3	114	4	110	60	40	13	19	3,137	1,932
37	Southern Conference	82	91	4,557	7,089	122	7	245	...	203	99	47	14	...	7,100	4,261
38	Ural Conference	61	68	2,555	4,286	94	8	85	...	70	63	49	18	35	4,238	2,497
39	Volga Conference	52	72	2,098	3,161	68	4	81	...	61	51	45	...	4	3,153	2,050
40	Volgo-Vyatskaya Conference	59	39	2,475	4,516	49	10	116	1	104	61	73	7	53	4,394	2,354
Totals		386	352	19,016	29,140	523	39	909	7	761	453	307	58	122	28,917	18,048
41	ATTACHED FIELD	...	...	...	...	...	...	...	...	...	...	...	...	...	...	...
42	Crimea Mission	26	7	1,157	1,858	50	...	55	1	48	61	14	...	10	1,831	1,120
43	EURO-ASIA DIVISION	...	...	...	...	...	...	...	...	...	...	...	...	...	...	...
44	Belarus Union of Churches Conference	66	28	3,650	4,073	86	10	75	...	57	48	384	...	...	3,755	3,608
45	Caucasus Union Mission	129	75	5,610	7,614	193	18	299	8	283	163	153	2	17	7,514	5,416
46	East Russian Union Mission	82	38	3,025	5,005	101	21	86	1	96	65	46	8	4	4,995	2,888
47	Far Eastern Union of Churches Mission	49	22	1,580	2,287	85	3	70	...	79	48	27	...	...	2,291	1,497
48	Moldova Union of Churches Conference	149	89	7,932	9,385	191	13	161	8	334	129	105	...	...	9,190	8,074
49	Southern Union Mission	70	51	2,833	4,527	137	7	130	5	160	71	116	25	33	4,401	2,839
50	Trans-Caucasus Union Mission	33	19	893	1,765	45	8	29	2	47	29	30	1	7	1,735	835
51	Ukrainian Union Conference	831	266	33,924	49,225	1,476	123	1,046	106	1,362	1,033	680	50	113	48,738	32,493
52	West Russian Union Conference	386	352	19,016	29,140	523	39	909	7	761	453	307	58	122	28,917	18,048
53	Attached Field	26	7	1,157	1,858	50	...	55	1	48	61	14	...	10	1,831	1,120
DIVISION TOTALS		1,821	947	79,617	114,879	2,887	242	2,860	138	3,227	2,100	1,862	144	306	113,367	76,815

## INTER-AMERICAN DIVISION

1	ATLANTIC CARIBBEAN UNION MISSION	...	...	...	...	...	...	...	...	...	...	...	...	...	...	...
2	Cayman Islands Conference	16	1	2,173	5,551	334	5	21	...	30	17	44	3	242	5,575	1,863
3	North Bahamas Conference	11	...	326	3,424	88	1	4	...	...	1	8	...	...	3,508	150
4	South Bahamas Conference	48	2	2,292	21,090	634	14	24	40	85	55	14	...	1,000	20,648	1,838
5	Turks and Caicos Islands Mission	10	1	952	2,760	240	1	10	...	...	...	12	...	...	2,999	880
Totals		85	4	5,742	32,825	1,296	21	59	40	115	73	78	3	1,242	32,730	4,731
6	BELIZE UNION OF CHURCHES MISSION	91	36	3,260	40,898	786	6	3	13	7	16	30	...	4	41,649	3,341
7	CARIBBEAN UNION CONFERENCE	...	...	...	...	...	...	...	...	...	...	...	...	...	...	...
8	East Caribbean Conference	81	6	178	25,645	659	7	46	29	60	109	23	...	...	26,194	181
9	Grenada Conference	44	7	1,929	13,872	254	3	11	31	38	42	32	102	45	13,912	1,497
10	Guyana Conference	161	51	1,784	61,389	2,005	22	4	...	19	44	157	167	...	63,033	1,632
11	North Caribbean Conference	31	4	719	14,935	347	7	22	...	33	23	5	...	...	15,250	...
12	South Caribbean Conference	126	27	651	57,096	305	12	40	...	25	51	8	...	...	57,369	654
13	South Leeward Mission	44	4	...	12,797	353	1	44	21	43	34	84	60	...	12,995	...
14	St Lucia Mission	48	10	137	17,782	186	...	4	...	5	14	126	35	...	17,792	332
15	St Vincent and the Grenadines Mission	39	2	247	15,053	379	...	28	50	18	30	29	9	1	15,423	195
16	Suriname Mission	15	3	214	4,600	93	9	11	9	9	5	...	...	...	4,708	225
17	Tobago Mission	30	2	51	8,034	87	1	2	...	3	6	1	...	...	8,114	33
Totals		619	116	5,909	231,203	4,668	62	212	140	253	358	465	373	46	234,790	4,748
18	CENTRAL MEXICAN UNION MISSION	...	...	...	...	...	...	...	...	...	...	...	...	...	...	...
19	Azteca Mexican Conference	51	30	4,767	23,569	922	56	20	...	74	77	107	149	...	24,160	3,103
20	Bajío Mexican Conference	55	45	4,993	9,383	381	36	101	...	164	26	489	18	...	9,204	3,826
21	Metropolitan Mexican Conference	70	21	6,029	32,616	1,126	36	17	...	17	12	12	10	9	33,735	6,551
22	Valley Mexican Mission	47	46	4,454	11,987	527	14	...	...	63	19	48	258	7	12,133	3,217
Totals		223	142	20,242	77,555	2,956	142	138	...	318	134	656	435	16	79,232	16,695

# STATISTICAL REPORT FOR 2015

Conference or Mission	Churches, Companies, and Church Membership														
1	2a	2b	3a	3b	4a	4b	4c	4d	5a	5b	5c	5d	5e	6	16
Conference or Mission	Churches	Companies	Church Attendance Average	Church Membership at Beginning of Year	Members Added				Members Subtracted					Church Membership at End of Year	Sabbath School Attendance Average
					Baptisms	Professions of Faith	Letters Received	Adjustments	Letters Granted	Deaths	Dropped	Missing	Adjustments		

## INTER-AMERICAN DIVISION (CONT'D)

23 CHIAPAS MEXICAN UNION CONFERENCE	...	...	...	...	...	...	...	...	...	...	...	...	...	...	...
24 Central Chiapas Conference	219	302	34,612	40,943	3,527	178	1,048	...	1,038	88	654	1	115	43,800	37,953
25 North Chiapas Conference	263	438	41,100	46,932	4,612	13	979	...	1,026	115	1,333	67	110	49,885	41,033
26 Soconusco Conference	127	166	13,529	21,269	1,962	60	359	...	358	187	1,763	...	13	21,329	12,203
27 South Chiapas Mission	137	301	17,844	25,208	2,253	14	376	60	386	20	66	15	22	27,402	15,567
28 Upper Chiapas Conference	145	416	31,180	35,543	4,036	26	103	...	103	36	302	2	43	39,222	29,504
29 West Chiapas Conference	171	207	19,028	22,779	2,124	62	475	1	487	48	746	...	...	24,160	19,127
Totals	1,062	1,830	157,291	192,674	18,514	353	3,340	61	3,398	494	4,864	85	303	205,798	155,386
30 CUBAN UNION CONFERENCE	...	...	...	...	...	...	...	...	...	...	...	...	...	...	...
31 Central Conference	58	21	2,560	5,137	353	39	145	...	105	72	153	30	...	5,314	2,578
32 Del Amanecer Conference	61	52	4,286	6,890	488	31	51	32	74	68	105	13	29	7,203	4,382
33 East Conference	86	51	4,547	9,364	579	29	55	...	86	110	249	9	...	9,573	4,506
34 West Conference	119	12	6,110	10,139	646	32	249	56	229	127	283	53	56	10,374	6,054
Totals	324	136	17,502	31,530	2,066	131	500	88	494	377	790	105	85	32,464	17,520
35 DOMINICAN UNION CONFERENCE	...	...	...	...	...	...	...	...	...	...	...	...	...	...	...
36 Central Dominican Conference	187	60	...	52,929	2,440	...	289	...	290	11	59	18	1	55,279	...
37 East Dominican Conference	138	68	3,906	75,419	2,171	2	9	...	2	4	...	...	...	77,595	4,235
38 North Dominican Conference	128	107	7,992	27,024	1,895	1	207	...	41	39	766	32	...	28,249	7,207
39 Northeast Dominican Mission	74	66	552	30,896	1,070	6	4	...	23	8	281	...	...	31,664	439
40 South Dominican Mission	76	68	9,274	40,895	1,265	...	...	...	...	1	2	...	...	42,157	4,675
41 Southeast Dominican Conference	191	112	...	72,036	3,091	...	552	6	234	...	3,905	...	...	71,546	...
Totals	794	481	21,723	299,199	11,932	9	1,061	6	590	63	5,013	50	1	306,490	16,555
42 DUTCH CARIBBEAN UNION MISSION	...	...	...	...	...	...	...	...	...	...	...	...	...	...	...
43 Aruba Mission	8	2	408	857	26	...	...	11	...	1	...	...	...	893	418
44 Curacao and Bonaire Conference	30	4	1,671	7,628	208	2	48	...	54	18	8	1	...	7,805	1,857
Totals	38	6	2,079	8,485	234	2	48	11	54	19	8	1	...	8,698	2,275
45 EAST VENEZUELA UNION MISSION	...	...	...	...	...	...	...	...	...	...	...	...	...	...	...
46 Central East Venezuela Conference	67	23	3,304	13,182	1,033	9	...	...	4	...	...	...	...	14,220	2,969
47 Central Venezuela Conference	54	25	2,975	17,974	1,022	93	...	...	...	...	...	...	...	19,089	2,153
48 East Venezuela Conference	156	105	7,479	37,376	3,253	9	...	...	6	52	305	...	3	40,272	6,537
49 South Bolivar Venezuela Mission	58	30	3,189	...	1,403	...	21,565	...	...	25	317	...	...	22,626	3,287
50 South Central Venezuela Conference	112	45	2,519	26,803	1,564	...	...	...	...	...	...	...	...	28,367	2,527
51 Southeast Venezuela Conference	103	36	6,264	48,544	2,350	...	...	...	21,565	7	71	130	...	29,121	5,695
Totals	550	264	25,728	143,879	10,625	111	21,565	...	21,575	84	693	130	3	153,695	23,166
52 EL SALVADOR UNION MISSION	...	...	...	...	...	...	...	...	...	...	...	...	...	...	...
53 Central El Salvador Conference	115	46	2,854	29,852	946	64	322	12	141	108	1,116	16	164	29,651	2,856
54 East El Salvador Conference	191	76	7,087	56,526	963	41	...	195	...	57	71	6	3,865	53,726	6,117
55 Metropolitan El Salvador Conference	128	19	5,971	34,298	763	59	4	109	12	38	435	86	...	34,662	4,710
56 Paracentral El Salvador Conference	142	42	3,611	37,532	1,095	16	48	18	53	78	505	...	43	38,030	3,189
57 West El Salvador Conference	178	39	2,056	39,766	1,175	31	23	...	20	18	208	14	314	40,421	1,577
Totals	754	222	21,578	197,974	4,942	211	397	334	226	299	2,335	122	4,386	196,490	18,448
58 FRENCH ANTILLES-GUIANA UNION CONF	...	...	...	...	...	...	...	...	...	...	...	...	...	...	...
59 French Guiana Mission	11	6	76	2,634	166	12	...	3	11	1	40	...	30	2,733	...
60 Guadeloupe Conference	68	13	2,016	12,794	242	4	48	...	40	23	56	60	...	12,909	...
61 Martinique Conference	68	6	...	15,815	239	2	23	...	39	44	23	...	66	15,907	...
Totals	147	25	2,091	31,243	647	18	71	3	90	68	119	60	96	31,549	...
62 GUATEMALA UNION MISSION	...	...	...	...	...	...	...	...	...	...	...	...	...	...	...
63 Central Guatemala Conference	146	49	6,086	21,419	1,502	167	2	...	...	20	30	2	...	23,038	4,380
64 East Guatemala Mission	128	27	7,842	41,391	1,489	26	...	...	2	32	209	98	...	42,565	7,606
65 Metropolitan Guatemala Conference	60	20	3,484	13,125	1,054	46	60	...	4	45	1,902	864	722	10,748	3,556
66 North Guatemala Mission	103	68	7,451	38,425	1,584	16	...	...	5	15	58	...	...	39,947	7,794
67 South Guatemala Mission	208	49	13,364	53,526	2,172	70	8	...	19	69	370	632	...	54,686	12,440
68 West Guatemala Conference	245	55	29,146	69,608	3,172	155	42	...	28	80	355	293	2,113	70,108	25,954
Totals	890	268	67,372	237,494	10,973	480	112	...	58	261	2,924	1,889	2,835	241,092	61,728
69 HAITIAN UNION MISSION	...	...	...	...	...	...	...	...	...	...	...	...	...	...	...
70 Central Haiti Conference	161	123	17,469	124,250	5,580	72	192	182	125	196	437	75	458	128,985	13,063
71 North Haiti Mission	135	138	6,967	116,962	3,232	13	...	...	20	75	132	...	...	119,980	7,777
72 Northwest Haiti Mission	130	130	77,986	96,991	3,253	69	96	...	170	121	256	21	...	99,841	76,856
73 South Haiti Mission	143	122	4,897	82,449	2,244	7	8	2	7	42	118	9	7	84,527	4,800
Totals	569	513	107,319	420,652	14,309	161	296	184	322	434	943	105	465	433,333	102,495
74 HONDURAS UNION MISSION	...	...	...	...	...	...	...	...	...	...	...	...	...	...	...
75 Atlantic Honduras Conference	128	58	3,691	36,448	751	72	13	...	14	37	387	5,107	64	31,675	3,632
76 Bay Islands Conference	29	2	2,348	7,076	269	12	...	...	...	9	109	...	...	7,239	2,430
77 Central Honduras Conference	164	109	6,851	122,773	2,763	70	8	687	141	34	159	3,129	16	122,822	6,437
78 Northwest Honduras Conference	137	73	3,340	15,452	1,564	196	2	...	4	20	12	...	...	17,178	3,091
Totals	458	242	16,229	181,749	5,347	350	23	687	159	100	667	8,236	80	178,914	15,589

GENERAL STATISTICS BY DIVISIONS FOR 2015

Conference or Mission	Churches, Companies, and Church Membership														
	2a	2b	3a	3b	4a	4b	4c	4d	5a	5b	5c	5d	5e	6	16
	Churches	Companies	Church Attendance Average	Church Membership at Beginning of Year	Members Added				Members Subtracted					Church Membership at End of Year	Sabbath School Attendance Average
Baptisms					Professions of Faith	Letters Received	Adjustments	Letters Granted	Deaths	Dropped	Missing	Adjustments			

INTER-AMERICAN DIVISION (CONT'D)

79 INTER-OCEANIC MEXICAN UNION CONF. ....	...	...	...	...	...	...	...	...	...	...	...	...	...	...	...
80 Alpine Mission .....	97	89	6,009	13,960	961	50	50	...	39	8	23	...	13	14,938	4,809
81 Central Veracruz Mission .....	92	117	5,460	9,596	734	20	239	2	241	45	250	356	30	9,669	4,470
82 Isthmus Conference .....	147	141	15,405	19,850	817	62	627	...	644	165	783	508	123	19,133	14,822
83 North Veracruz Conference .....	183	176	16,993	20,344	1,193	44	114	...	125	84	276	89	14	21,107	13,356
84 Oaxaca Conference .....	98	113	16,725	21,679	1,138	2	9	...	9	4	2	...	...	22,813	13,738
85 Olmecca Conference .....	265	230	20,957	38,907	3,297	85	22	...	32	56	343	35	2,400	39,445	16,895
86 South Pacific Conference .....	121	69	11,523	15,220	963	28	24	...	51	64	517	29	...	15,574	9,381
87 South Veracruz Conference .....	276	186	21,252	30,125	2,170	61	199	...	395	128	593	3	49	31,387	24,053
88 Southeast Veracruz Mexican Conference .....	190	112	16,411	23,557	1,720	132	905	473	930	337	1,129	5	154	24,232	13,738
Totals .....	1,469	1,233	130,733	193,238	12,993	484	2,189	475	2,466	891	3,916	1,025	2,783	198,298	115,259
89 JAMAICA UNION CONFERENCE .....	...	...	...	...	...	...	...	...	...	...	...	...	...	...	...
90 Central Jamaica Conference .....	196	21	1,027	90,827	3,152	19	74	...	130	146	139	239	...	93,418	578
91 East Jamaica Conference .....	92	7	2,268	66,071	1,651	5	47	...	85	62	19	...	...	67,608	1,659
92 North East Jamaica Conference .....	96	10	912	28,141	592	1	11	...	52	87	54	...	...	28,552	783
93 North Jamaica Conference .....	67	14	1,512	18,956	511	5	30	...	89	48	30	14	...	19,321	1,319
94 West Jamaica Conference .....	219	6	1,214	81,764	2,851	22	92	...	140	163	477	3	...	83,946	...
Totals .....	670	58	6,933	285,759	8,757	52	254	...	496	506	719	256	...	292,845	4,338
95 NORTH COLOMBIAN UNION CONFERENCE .....	...	...	...	...	...	...	...	...	...	...	...	...	...	...	...
96 Atlantic Colombian Conference .....	131	68	15,176	31,487	1,566	...	161	...	213	1,029	4,745	10,032	1,171	16,024	14,530
97 Caribbean Colombian Conference .....	162	135	...	40,693	1,910	180	676	...	4,220	1,174	8,656	14,330	...	15,079	...
98 Colombian Islands Mission .....	9	3	538	1,453	88	...	...	...	...	73	403	179	...	886	521
99 East Colombian Conference .....	256	135	7,113	37,213	2,947	71	22	...	29	387	1,571	11,539	341	26,386	6,320
100 Northeast Colombian Conference .....	121	65	15,038	21,051	1,624	3	748	...	284	967	179	5,577	...	16,419	...
101 West Central Colombian Conference .....	194	132	...	34,052	2,342	6	152	...	3,019	1,712	572	11,373	...	19,876	...
Totals .....	873	538	37,865	165,949	10,477	260	1,759	...	7,765	5,342	16,126	53,030	1,512	94,670	21,371
102 NORTH MEXICAN UNION CONFERENCE .....	...	...	...	...	...	...	...	...	...	...	...	...	...	...	...
103 Baja California Conference .....	101	65	1,409	20,304	1,340	53	509	...	419	51	169	108	15	21,444	1,118
104 Chihuahua Mexican Conference .....	79	53	1,149	20,110	659	24	109	...	122	6	57	...	...	20,717	773
105 Gulf Mexican Conference .....	62	40	493	16,340	555	15	14	...	13	107	178	50	...	16,576	426
106 North Tamaulipas Mexican Conference .....	52	22	553	11,136	544	8	12	...	87	9	14	...	...	11,590	390
107 Northeast Mexican Conference .....	104	50	21,514	27,316	1,133	136	86	...	60	19	16	...	...	28,576	18,535
108 Sinaloa Mexican Conference .....	79	37	759	14,893	594	21	8	...	17	22	152	6	...	15,319	721
109 Sonora Mexican Conference .....	55	45	1,319	13,865	418	37	106	...	80	318	336	798	...	12,894	1,072
110 West Mexican Conference .....	83	126	4,030	19,365	955	18	...	...	3	22	304	157	...	19,852	3,098
Totals .....	615	438	31,226	143,329	6,198	312	844	...	801	554	1,226	1,119	15	146,968	26,130
111 PANAMA UNION MISSION .....	...	...	...	...	...	...	...	...	...	...	...	...	...	...	...
112 Atlantic Panama Mission .....	28	6	308	8,225	763	56	...	...	...	14	41	41	...	8,948	271
113 Central Panama Conference .....	56	39	2,836	10,571	814	60	22	...	72	17	100	1	...	11,277	2,467
114 Metropolitan Panama Conference .....	43	18	3,462	17,765	2,558	41	2	...	2	8	...	...	...	20,356	2,977
115 Southeast Panama Mission .....	27	22	1,340	11,873	1,194	24	...	...	2	10	54	118	...	12,907	954
116 West Panama Conference .....	160	99	11,972	27,816	1,443	...	...	...	618	937	5,890	6,681	...	15,133	10,987
Totals .....	314	184	19,918	76,250	6,772	181	24	...	694	986	6,085	6,841	...	68,621	17,656
117 PUERTO RICAN UNION CONFERENCE .....	...	...	...	...	...	...	...	...	...	...	...	...	...	...	...
118 East Puerto Rico Conference .....	125	5	2,216	14,764	623	55	73	2	96	154	228	462	123	14,454	1,935
119 North Puerto Rico Conference .....	49	...	...	5,227	141	11	141	...	70	30	164	35	1	5,220	...
120 South Puerto Rico Conference .....	32	2	522	2,358	114	8	12	76	46	34	29	31	564	1,864	560
121 West Puerto Rico Conference .....	103	4	3,010	11,509	263	33	242	1	318	157	92	95	...	11,386	2,408
Totals .....	309	11	5,748	33,858	1,141	107	468	79	530	375	513	623	688	32,924	4,902
122 SOUTH CENTRAL AMERICAN UNION MISS .....	...	...	...	...	...	...	...	...	...	...	...	...	...	...	...
123 Caribbean Costa Rica Mission .....	83	15	324	17,431	639	4	11	...	48	48	97	1	...	17,891	290
124 Central Nicaragua Mission .....	102	59	7,345	42,743	2,497	4	...	...	6	29	27	...	724	44,458	5,093
125 North Costa Rica Mission .....	74	37	279	27,456	892	37	45	7	55	183	117	2	106	27,974	224
126 Northwestern Nicaragua Mission .....	119	120	4,942	62,655	3,000	6	...	...	...	...	...	...	...	65,661	3,903
127 South Atlantic Nicaragua Mission .....	50	54	2,206	25,606	1,316	5	4	...	2	15	87	1	...	26,826	1,689
128 South-Central Costa Rica Conference .....	81	29	676	27,807	840	30	244	...	294	249	187	9	...	28,182	522
Totals .....	509	314	15,772	203,698	9,184	86	304	7	405	524	515	13	830	210,992	11,720
129 SOUTH COLOMBIAN UNION CONFERENCE .....	...	...	...	...	...	...	...	...	...	...	...	...	...	...	...
130 Central Colombian Conference .....	90	46	4,729	16,907	1,060	42	109	198	189	45	330	414	96	17,242	4,005
131 East Los Llanos Conference .....	109	65	7,152	21,689	1,846	28	340	40	367	125	561	7	63	22,820	5,721
132 Pacific Colombian Conference .....	105	44	9,538	23,987	1,626	12	323	...	856	185	639	576	...	23,692	6,995
133 South Bogota Conference .....	67	12	2,903	15,397	722	6	374	...	347	14	49	58	...	16,031	1,889
134 South Colombian Conference .....	172	113	3,254	39,017	1,573	36	23	121	61	44	332	9	16	40,308	2,280
135 South Pacific Mission .....	71	30	...	12,891	625	...	...	14	1	9	8	...	204	13,308	...
136 Upper Magdalena Conference .....	99	13	5,898	20,856	1,296	28	265	4	213	7	9	10	...	22,210	3,257
Totals .....	713	323	33,473	150,744	8,748	152	1,434	377	2,034	429	1,928	1,074	379	155,611	24,147



# STATISTICAL REPORT FOR 2015

Conference or Mission	Churches, Companies, and Church Membership														
1	2a	2b	3a	3b	4a	4b	4c	4d	5a	5b	5c	5d	5e	6	16
Conference or Mission	Churches	Companies	Church Attendance Average	Church Membership at Beginning of Year	Members Added				Members Subtracted					Church Membership at End of Year	Sabbath School Attendance Average
					Baptisms	Professions of Faith	Letters Received	Adjustments	Letters Granted	Deaths	Dropped	Missing	Adjustments		

## INTER-AMERICAN DIVISION (CONT'D)

137	SOUTHEAST MEXICAN UNION MISSION	...	...	...	...	...	...	...	...	...	...	...	...	...	...	...
138	Campeche Mission	69	103	6,931	10,774	1,108	90	492	51	483	100	825	...	33	11,074	6,148
139	Central Tabasco Conference	106	109	13,554	19,093	2,262	33	574	...	512	41	276	322	736	20,075	11,925
140	East Tabasco Mission	44	69	1,764	...	249	...	6,520	3	40	...	...	...	2	6,730	1,517
141	Mayab Conference	88	115	7,762	17,044	868	8	73	1	72	24	178	852	96	16,772	6,806
142	North Quintana Roo Conference	59	38	8,108	8,844	1,223	70	275	...	215	13	85	444	11	9,644	6,433
143	South Quintana Roo Mission	58	114	7,903	9,470	855	29	286	3	319	17	118	128	32	10,029	7,807
144	South Tabasco Conference	69	72	8,777	20,380	1,225	42	398	...	6,891	25	189	473	82	14,385	7,579
Totals		493	620	54,797	85,605	7,790	272	8,618	58	8,532	220	1,671	2,219	992	88,709	48,213
145	WEST VENEZUELA UNION MISSION	...	...	...	...	...	...	...	...	...	...	...	...	...	...	...
146	Central Andean Venezuela Mission	36	22	973	...	56	...	10,218	...	...	...	...	...	...	10,274	820
147	North Central Venezuela Conference	70	21	4,705	27,930	1,091	42	133	...	12,808	49	319	15	...	16,005	4,778
148	Northwestern Venezuela Mission	45	12	627	...	80	...	7,139	...	...	1	1	...	...	7,217	492
149	Southwest Venezuela Conference	78	42	8,067	29,286	1,670	16	19	...	10,245	7	435	...	...	20,304	7,634
150	West Central Venezuela Conference	97	33	4,717	21,129	2,628	31	6	...	6	22	456	...	1,513	21,797	4,580
151	West Los Llanos Venezuela Conference	74	46	4,464	23,337	1,103	5	6	...	...	1	...	...	1	24,449	3,737
152	West Venezuela Conference	143	60	8,571	40,769	2,757	65	26	...	7,144	33	313	52	...	36,075	7,889
153	Yaracuy Venezuela Mission	44	20	1,466	...	65	...	12,666	...	...	...	...	...	...	12,731	972
Totals		587	256	33,588	142,451	9,450	159	30,213	...	30,203	113	1,524	67	1,514	148,852	30,901
154	INTER-AMERICAN DIVISION	1	...	...	144	...	...	...	...	...	...	...	...	...	144	...
155	Atlantic Caribbean Union Mission	85	4	5,742	32,825	1,296	21	59	40	115	73	78	3	1,242	32,730	4,731
156	Belize Union of Churches Mission	91	36	3,260	40,898	786	6	3	13	7	16	30	...	4	41,649	3,341
157	Caribbean Union Conference	619	116	5,909	231,203	4,668	62	212	140	253	358	465	373	46	234,790	4,748
158	Central Mexican Union Mission	223	142	20,242	77,555	2,956	142	138	...	318	134	656	435	16	79,232	16,695
159	Chiapas Mexican Union Conference	1,062	1,830	157,291	192,674	18,514	353	3,340	61	3,398	494	4,864	85	303	205,798	155,386
160	Cuban Union Conference	324	136	17,502	31,530	2,066	131	500	88	494	377	790	105	85	32,464	17,520
161	Dominican Union Conference	794	481	21,723	299,199	11,932	9	1,061	6	590	63	5,013	50	1	306,490	16,555
162	Dutch Caribbean Union Mission	38	6	2,079	8,485	234	2	48	11	54	19	8	1	...	8,698	2,275
163	East Venezuela Union Mission	550	264	25,728	143,879	10,625	111	21,565	...	21,575	84	693	130	3	153,695	23,166
164	El Salvador Union Mission	754	222	21,578	197,974	4,942	211	397	334	226	299	2,335	122	4,386	196,490	18,448
165	French Antilles-Guiana Union Conference	147	25	2,091	31,243	647	18	71	3	90	68	119	60	96	31,549	...
166	Guatemala Union Mission	890	268	67,372	237,494	10,973	480	112	...	58	261	2,924	1,889	2,835	241,092	61,728
167	Haitian Union Mission	569	513	107,319	420,652	14,309	161	296	184	322	434	943	105	465	433,333	102,495
168	Honduras Union Mission	458	242	16,229	181,749	5,347	350	23	687	159	100	667	8,236	80	178,914	15,589
169	Inter-Oceanic Mexican Union Conference	1,469	1,233	130,733	193,238	12,993	484	2,189	475	2,466	891	3,916	1,025	2,783	198,298	115,259
170	Jamaica Union Conference	670	58	6,933	285,759	8,757	52	254	...	496	506	719	256	...	292,845	4,338
171	North Colombian Union Conference	873	538	37,865	165,949	10,477	260	1,759	...	7,765	5,342	16,126	53,030	1,512	94,670	21,371
172	North Mexican Union Conference	615	438	31,226	143,329	6,198	312	844	...	801	554	1,226	1,119	15	146,968	26,130
173	Panama Union Mission	314	184	19,918	76,250	6,772	181	24	...	694	986	6,085	6,841	...	68,621	17,656
174	Puerto Rican Union Conference	309	11	5,748	33,858	1,141	107	468	79	530	375	513	623	688	32,924	4,902
175	South Central American Union Mission	509	314	15,772	203,698	9,184	86	304	7	405	524	515	13	830	210,992	11,720
176	South Colombian Union Conference	713	323	33,473	150,744	8,748	152	1,434	377	2,034	429	1,928	1,074	379	155,611	24,147
177	Southeast Mexican Union Mission	493	620	54,797	85,605	7,790	272	8,618	58	8,532	220	1,671	2,219	992	88,709	48,213
178	West Venezuela Union Mission	587	256	33,588	142,451	9,450	159	30,213	...	30,203	113	1,524	67	1,514	148,852	30,901
DIVISION TOTALS		13,157	8,260	844,112	3,608,385	170,805	4,122	73,932	2,563	81,585	12,720	53,808	77,861	18,275	3,615,558	747,310

## INTER-EUROPEAN DIVISION

1	AUSTRIAN UNION OF CHURCHES CONF.	51	13	3,480	4,121	100	4	49	...	43	48	43	...	...	4,140	2,958
2	BULGARIAN UNION OF CHURCHES CONF.	119	122	3,873	7,294	180	10	2	...	25	150	102	...	2	7,207	2,762
3	CZECHO-SLOVAKIAN UNION CONF.	...	...	...	...	...	...	...	...	...	...	...	...	...	...	...
4	Bohemian Conference	75	15	2,515	3,258	53	6	62	...	57	42	24	...	...	3,256	1,594
5	Moravia-Silesian Conference	69	15	3,306	4,293	98	9	87	...	67	55	61	...	...	4,304	2,408
6	Slovakian Conference	41	12	1,725	2,245	76	5	71	...	80	15	17	...	...	2,285	1,677
Totals		185	42	7,546	9,796	227	20	220	...	204	112	102	...	...	9,845	5,679
7	FRANCO-BELGIAN UNION CONFERENCE	...	...	...	...	...	...	...	...	...	...	...	...	...	...	...
8	Belgian-Luxembourg Conference	33	3	...	2,511	72	15	80	...	44	23	...	21	...	2,590	1,046
9	North France Conference	83	6	902	9,290	246	29	467	...	173	21	66	...	...	9,772	884
10	South France Conference	46	11	2,404	4,422	79	16	167	3	93	44	21	...	3	4,526	1,716
Totals		162	20	3,306	16,223	397	60	714	3	310	88	87	21	3	16,888	3,646
11	ITALIAN UNION OF CHURCHES CONF.	111	18	2,017	9,497	175	15	172	...	230	69	42	1	...	9,517	1,900
12	NORTH GERMAN UNION CONFERENCE	...	...	...	...	...	...	...	...	...	...	...	...	...	...	...
13	Berlin-Central German Conference	148	4	...	7,072	96	13	174	...	140	139	29	1	...	7,046	...
14	Hansa Conference	46	3	...	2,596	54	1	66	...	64	28	8	...	...	2,617	...
15	Lower Saxonian Conference	59	1	...	3,486	49	12	118	...	80	51	25	...	...	3,509	...
16	Northern Rhenish-Westfalian Conference	84	8	...	6,158	110	13	132	...	132	97	22	...	...	6,162	...
Totals		337	16	...	19,312	309	39	490	...	416	315	84	1	...	19,334	...

## GENERAL STATISTICS BY DIVISIONS FOR 2015

Conference or Mission	Churches, Companies, and Church Membership														
	2a	2b	3a	3b	4a	4b	4c	4d	5a	5b	5c	5d	5e	6	16
1	Churches	Companies	Church Attendance Average	Church Membership at Beginning of Year	Members Added				Members Subtracted					Church Membership at End of Year	Sabbath School Attendance Average
Conference or Mission					Baptisms	Professions of Faith	Letters Received	Adjustments	Letters Granted	Deaths	Dropped	Missing	Adjustments		

## INTER-EUROPEAN DIVISION (CONT'D)

17 PORTUGUESE UN OF CHURCHES CONF ..	95	23	3,807	9,341	219	15	290	15	358	95	86	...	8	9,333	3,130
18 ROMANIAN UNION CONFERENCE .....	...	...	...	...	...	...	...	...	...	...	...	...	...	...	...
19 Banat Conference .....	113	41	4,679	6,847	147	14	101	25	160	85	31	21	94	6,743	3,563
20 Moldavia Conference .....	240	44	9,800	12,772	337	27	160	...	379	323	66	...	...	12,528	9,349
21 Muntenia Conference .....	263	61	12,517	18,511	328	29	285	3	205	284	107	51	...	18,509	9,808
22 North Transylvania Conference .....	129	12	5,531	7,722	121	5	99	...	122	122	29	...	...	7,674	4,412
23 Oltenia Conference .....	207	51	7,974	11,237	220	14	110	39	152	248	58	1	86	11,075	7,046
24 South Transylvania Conference .....	151	32	6,651	9,296	278	16	96	...	92	143	53	9	85	9,304	5,096
Totals .....	1,103	241	47,152	66,385	1,431	105	851	67	1,110	1,205	344	82	265	65,833	39,272
25 SOUTH GERMAN UNION CONFERENCE .....	...	...	...	...	...	...	...	...	...	...	...	...	...	...	...
26 Baden-Wuerttemberg Conference .....	85	5	...	6,276	117	5	313	...	295	92	41	...	...	6,283	...
27 Bavarian Conference .....	71	4	...	4,551	67	37	97	1	85	90	39	...	1	4,538	...
28 Central Rhenish Conference .....	65	4	...	4,672	51	9	97	17	67	60	13	...	15	4,691	...
Totals .....	221	13	...	15,499	235	51	507	18	447	242	93	...	16	15,512	...
29 SPANISH UNION OF CHURCHES CONF .....	111	46	9,257	16,455	432	71	591	2	636	90	104	83	...	16,638	10,512
30 SWISS UNION CONFERENCE .....	...	...	...	...	...	...	...	...	...	...	...	...	...	...	...
31 French-Italian Swiss Conference .....	20	3	...	2,033	50	8	78	6	78	16	7	1	9	2,064	...
32 German Swiss Conference .....	32	3	...	2,504	52	4	140	...	102	29	19	30	...	2,520	...
Totals .....	52	6	...	4,537	102	12	218	6	180	45	26	31	9	4,584	...
33 INTER-EUROPEAN DIVISION .....	...	...	...	...	...	...	...	...	...	...	...	...	...	...	...
34 Austrian Union of Churches Conference .....	51	13	3,480	4,121	100	4	49	...	43	48	43	...	...	4,140	2,958
35 Bulgarian Union of Churches Conference .....	119	122	3,873	7,294	180	10	2	...	25	150	102	...	2	7,207	2,762
36 Czecho-Slovakian Union Conference .....	185	42	7,546	9,796	227	20	220	...	204	112	102	...	...	9,845	5,679
37 Franco-Belgian Union Conference .....	162	20	3,306	16,223	397	60	714	3	310	88	87	21	3	16,888	3,646
38 Italian Union of Churches Conference .....	111	18	2,017	9,497	175	15	172	...	230	69	42	1	...	9,517	1,900
39 North German Union Conference .....	337	16	...	19,312	309	39	490	...	416	315	84	1	...	19,334	...
40 Portuguese Union of Churches Conference .....	95	23	3,807	9,341	219	15	290	15	358	95	86	...	8	9,333	3,130
41 Romanian Union Conference .....	1,103	241	47,152	66,385	1,431	105	851	67	1,110	1,205	344	82	265	65,833	39,272
42 South German Union Conference .....	221	13	...	15,499	235	51	507	18	447	242	93	...	16	15,512	...
43 Spanish Union of Churches Conference .....	111	46	9,257	16,455	432	71	591	2	636	90	104	83	...	16,638	10,512
44 Swiss Union Conference .....	52	6	...	4,537	102	12	218	6	180	45	26	31	9	4,584	...
DIVISION TOTALS .....	2,547	560	80,436	178,460	3,807	402	4,104	111	3,959	2,459	1,113	219	303	178,831	69,858

## NORTH AMERICAN DIVISION

1 ATLANTIC UNION CONFERENCE .....	...	...	...	...	...	...	...	...	...	...	...	...	...	...	...
2 Bermuda Conference .....	11	1	1,525	3,922	95	10	50	...	72	30	21	...	15	3,939	537
3 Greater New York Conference .....	154	18	13,557	28,157	1,141	296	367	...	499	120	132	130	51	29,029	8,578
4 New York Conference .....	60	3	1,412	5,716	88	69	128	...	270	70	6	3	5	5,647	943
5 Northeastern Conference .....	181	22	7,631	55,038	1,862	248	1,231	241	1,213	257	120	551	...	56,479	3,130
6 Northern New England Conference .....	59	4	1,310	5,278	75	10	175	1	185	69	23	8	(1)	5,255	570
7 Southern New England Conference .....	116	22	4,062	17,639	551	155	513	...	495	87	151	262	11	17,852	3,205
Totals .....	581	70	29,496	115,750	3,812	788	2,464	242	2,734	633	453	954	81	118,201	16,962
8 CANADA, SDA CHURCH IN .....	...	...	...	...	...	...	...	...	...	...	...	...	...	...	...
9 Alberta Conference .....	64	16	...	11,113	264	42	524	...	367	63	47	77	36	11,353	...
10 British Columbia Conference .....	81	17	746	11,371	152	61	381	...	319	116	38	81	48	11,363	341
11 Manitoba-Saskatchewan Conference .....	33	3	2,113	3,836	72	3	159	...	92	42	5	...	2	3,929	1,538
12 Maritime Conference of the SDA Church, Inc. ..	26	3	208	1,624	31	6	46	...	55	26	8	...	...	1,618	153
13 Ontario Conference .....	126	26	6,595	31,782	923	119	774	42	741	188	121	156	135	32,299	5,799
14 Quebec Conference .....	40	13	832	7,546	329	38	318	...	283	30	5	32	31	7,850	809
15 SDA Church in Newfoundland and Labrador ..	8	4	...	625	8	1	9	...	18	12	6	...	42	565	...
Totals .....	378	82	10,493	67,897	1,779	270	2,211	42	1,875	477	230	346	294	68,977	8,640
16 COLUMBIA UNION CONFERENCE .....	...	...	...	...	...	...	...	...	...	...	...	...	...	...	...
17 Allegheny East Conference .....	119	31	4,772	38,369	604	104	608	256	602	189	122	28	(356)	39,356	2,325
18 Allegheny West Conference .....	54	7	2,106	15,093	649	97	222	1	246	58	19	6	26	15,707	1,150
19 Chesapeake Conference .....	67	10	2,540	14,621	298	46	514	1	497	95	25	77	10	14,776	1,319
20 Mountain View Conference .....	33	2	1,232	2,301	57	12	59	1	56	32	9	9	...	2,324	1,193
21 New Jersey Conference of SDA, Inc. ....	87	8	829	15,582	680	82	358	...	421	55	19	41	28	16,138	555
22 Ohio Conference .....	91	8	1,869	11,643	273	50	275	...	271	135	42	218	36	11,539	1,460
23 Pennsylvania Conference .....	115	7	3,665	11,246	347	45	316	(5)	340	114	92	34	10	11,359	2,321
24 Potomac Conference .....	141	26	16,531	33,954	1,036	182	956	...	1,001	154	82	122	44	34,725	10,919
Totals .....	707	99	33,541	142,809	3,944	618	3,308	254	3,434	832	410	535	(202)	145,924	21,241

# STATISTICAL REPORT FOR 2015

Conference or Mission	Churches, Companies, and Church Membership														
1	2a	2b	3a	3b	4a	4b	4c	4d	5a	5b	5c	5d	5e	6	16
Conference or Mission	Churches	Companies	Church Attendance Average	Church Membership at Beginning of Year	Members Added				Members Subtracted					Church Membership at End of Year	Sabbath School Attendance Average
					Baptisms	Professions of Faith	Letters Received	Adjustments	Letters Granted	Deaths	Dropped	Missing	Adjustments		

## NORTH AMERICAN DIVISION (CONT'D)

25 LAKE UNION CONFERENCE	...	...	...	...	...	...	...	...	...	...	...	...	...	...	...
26 Illinois Conference	98	18	...	13,512	252	72	324	...	370	77	13	45	12	13,643	...
27 Indiana Conference	68	8	...	8,130	282	46	217	...	199	69	51	34	8	8,314	...
28 Lake Region Conference	105	1	...	31,042	320	54	119	...	252	88	28	114	79	30,974	...
29 Michigan Conference	161	26	...	26,206	435	67	821	2	810	299	174	171	4	26,073	...
30 Wisconsin Conference	67	7	3,383	7,627	130	32	189	2	194	72	31	23	12	7,648	2,483
Totals	499	60	3,383	86,517	1,419	271	1,670	4	1,825	605	297	387	115	86,652	2,483
31 MID-AMERICA UNION CONFERENCE	...	...	...	...	...	...	...	...	...	...	...	...	...	...	...
32 Central States Conference	36	18	1,830	13,911	315	19	138	3	139	48	...	1	41	14,157	485
33 Dakota Conference	45	2	1,165	3,978	79	13	162	...	118	56	2	...	...	4,056	832
34 Iowa-Missouri Conference	108	10	4,520	11,697	258	28	331	12	326	175	44	26	12	11,743	3,375
35 Kansas-Nebraska Conference	97	6	6,736	11,851	175	33	315	...	297	87	33	72	7	11,878	5,132
36 Minnesota Conference	73	11	1,726	9,146	308	205	251	...	239	57	18	20	18	9,558	1,011
37 Rocky Mountain Conference	99	22	1,221	17,567	433	96	567	2	489	130	44	43	30	17,929	653
Totals	458	69	17,197	68,150	1,568	394	1,764	17	1,608	553	141	162	108	69,321	11,487
38 NORTH PACIFIC UNION CONFERENCE	...	...	...	...	...	...	...	...	...	...	...	...	...	...	...
39 Alaska Conference	29	6	...	3,848	91	5	64	...	74	25	4	31	9	3,865	...
40 Idaho Conference of SDA, Inc	45	5	...	6,537	125	17	248	...	219	61	8	15	10	6,614	...
41 Montana Conference	38	5	...	4,030	52	5	118	1	111	39	21	17	2	4,016	...
42 Oregon Conference	132	19	...	36,013	654	92	1,479	...	1,399	390	277	133	25	36,014	...
43 Upper Columbia Conference	112	17	...	26,249	527	68	699	...	619	240	85	111	2	26,486	...
44 Washington Conference	86	17	1,472	23,112	479	102	550	...	496	174	59	584	43	22,887	71
Totals	442	69	1,472	99,789	1,928	289	3,158	1	2,918	929	454	891	91	99,882	71
45 PACIFIC UNION CONFERENCE	...	...	...	...	...	...	...	...	...	...	...	...	...	...	...
46 Arizona Conference	78	25	4,582	19,671	542	116	722	12	598	162	27	77	54	20,145	2,827
47 Central California Conference of SDA	133	8	2,103	37,344	791	119	535	...	698	247	35	394	...	37,415	2,722
48 Hawaii Conference	31	1	...	5,973	153	10	221	...	228	68	(1)	106	13	5,943	...
49 Nevada-Utah Conference	48	8	477	9,940	397	52	308	...	304	42	25	131	28	10,167	245
50 Northern California Conference of SDA	142	16	167	39,987	716	102	1,178	14	1,020	391	50	45	87	40,404	...
51 Southeastern California Conference	150	12	3,037	70,523	1,058	340	1,503	98	1,454	500	235	620	262	70,451	1,501
52 Southern California Conference	128	23	5,640	41,691	944	163	720	36	905	196	180	556	35	41,682	7,239
Totals	710	93	16,005	225,129	4,601	902	5,187	160	5,207	1,606	551	1,929	479	226,207	14,532
53 SOUTHERN UNION CONFERENCE	...	...	...	...	...	...	...	...	...	...	...	...	...	...	...
54 Carolina Conference	126	24	2,203	22,034	643	112	776	...	781	200	139	111	22	22,312	1,821
55 Florida Conference	206	56	...	63,256	2,004	738	2,569	...	1,997	545	218	2,114	65	63,628	...
56 Georgia-Cumberland Conference	167	37	...	38,551	1,048	207	1,720	...	1,412	306	125	223	39	39,421	...
57 Gulf States Conference	79	7	1,545	11,901	482	78	321	...	294	109	32	82	29	12,236	953
58 Kentucky-Tennessee Conference	98	9	2,184	14,360	378	93	456	...	373	121	37	20	16	14,720	1,796
59 South Atlantic Conference	146	26	...	47,082	1,052	116	479	...	423	116	45	94	125	47,926	...
60 South Central Conference	147	13	436	33,216	746	74	485	...	463	127	90	40	...	33,801	121
61 Southeastern Conference	145	18	5,565	48,122	1,378	375	1,784	2	1,427	107	26	173	33	49,895	4,425
Totals	1,114	190	11,932	278,522	7,731	1,793	8,590	2	7,170	1,631	712	2,857	329	283,939	9,115
62 SOUTHWESTERN UNION CONFERENCE	...	...	...	...	...	...	...	...	...	...	...	...	...	...	...
63 Arkansas-Louisiana Conference	87	17	5,798	12,580	386	68	399	...	365	108	33	218	7	12,702	4,125
64 Oklahoma Conference	73	4	2,731	8,846	181	93	248	...	249	118	43	82	2	8,874	267
65 Southwest Region Conference	97	19	6,113	25,194	723	60	490	...	465	70	5	346	...	25,581	1,148
66 Texas Conference	244	52	24,192	52,651	2,337	317	2,102	...	1,787	328	197	319	74	54,702	20,578
67 Texico Conference	71	7	4,034	12,273	288	76	253	...	290	67	176	325	14	12,018	2,716
Totals	572	99	42,866	111,544	3,915	614	3,492	...	3,156	691	454	1,290	97	113,877	28,833
68 ATTACHED FIELD	...	...	...	...	...	...	...	...	...	...	...	...	...	...	...
69 Guam-Micronesia Mission	22	14	1,396	5,234	135	58	24	56	78	17	...	...	11	5,401	75
70 NORTH AMERICAN DIVISION	1	...	...	25	...	...	...	...	5	...	...	...	4	16	...
71 Atlantic Union Conference	581	70	29,496	115,750	3,812	788	2,464	242	2,734	633	453	954	81	118,201	16,962
72 Canada, SDA Church in	378	82	10,493	67,897	1,779	270	2,211	42	1,875	477	230	346	294	68,977	8,640
73 Columbia Union Conference	707	99	33,541	142,809	3,944	618	3,308	254	3,434	832	410	535	(202)	145,924	21,241
74 Lake Union Conference	499	60	3,383	86,517	1,419	271	1,670	4	1,825	605	297	387	115	86,652	2,483
75 Mid-America Union Conference	458	69	17,197	68,150	1,568	394	1,764	17	1,608	553	141	162	108	69,321	11,487
76 North Pacific Union Conference	442	69	1,472	99,789	1,928	289	3,158	1	2,918	929	454	891	91	99,882	71
77 Pacific Union Conference	710	93	16,005	225,129	4,601	902	5,187	160	5,207	1,606	551	1,929	479	226,207	14,532
78 Southern Union Conference	1,114	190	11,932	278,522	7,731	1,793	8,590	2	7,170	1,631	712	2,857	329	283,939	9,115
79 Southwestern Union Conference	572	99	42,866	111,544	3,915	614	3,492	...	3,156	691	454	1,290	97	113,877	28,833
80 Attached Field	22	14	1,396	5,234	135	58	24	56	78	17	...	...	11	5,401	75
DIVISION TOTALS	5,484	845	167,780	1,201,366	30,832	5,997	31,868	778	30,010	7,974	3,702	9,351	1,407	1,218,397	113,437

## GENERAL STATISTICS BY DIVISIONS FOR 2015

Conference or Mission	Churches, Companies, and Church Membership														
	2a	2b	3a	3b	4a	4b	4c	4d	5a	5b	5c	5d	5e	6	16
1	Churches	Companies	Church Attendance Average	Church Membership at Beginning of Year	Members Added				Members Subtracted					Church Membership at End of Year	Sabbath School Attendance Average
Conference or Mission					Baptisms	Professions of Faith	Letters Received	Adjustments	Letters Granted	Deaths	Dropped	Missing	Adjustments		

## NORTHERN ASIA-PACIFIC DIVISION

1 CHINESE UNION MISSION	...	...	...	...	...	...	...	...	...	...	...	...	...	...	...
2 China	1,176	3,434	...	417,827	11,222	2,923	...	...	...	1,413	...	1,652	...	428,907	...
3 Hong Kong-Macao Conference	19	4	1,763	5,146	50	23	72	6	56	31	...	385	8	4,817	1,162
Totals	1,195	3,438	1,763	422,973	11,272	2,946	72	6	56	1,444	...	2,037	8	433,724	1,162
4 JAPAN UNION CONFERENCE	...	...	...	...	...	...	...	...	...	...	...	...	...	...	...
5 East Japan Conference	53	25	3,684	8,070	123	24	268	...	228	98	28	47	7	8,077	2,616
6 Okinawa Mission	14	6	790	2,055	46	16	20	...	31	40	11	7	...	2,048	512
7 West Japan Conference	34	19	2,085	5,121	100	19	88	...	94	66	13	10	...	5,145	1,768
Totals	101	50	6,558	15,246	269	59	376	...	353	204	52	64	7	15,270	4,896
8 KOREAN UNION CONFERENCE	...	...	...	...	...	...	...	...	...	...	...	...	...	...	...
9 East Central Korean Conference	162	47	15,164	77,066	1,222	...	34	...	6	4	...	...	...	78,312	12,713
10 Middlewest Korean Conference	132	30	8,551	29,278	541	5	26	...	21	13	...	...	...	29,816	7,338
11 North Korean Mission*	26	...	...	866	...	...	...	...	...	...	...	...	...	866	...
12 Southeast Korean Conference	123	33	6,795	31,935	506	...	15	...	5	3	...	...	...	32,448	5,960
13 Southwest Korean Conference	91	29	5,543	20,949	342	5	4	...	8	32	...	17	...	21,243	4,404
14 West Central Korean Conference	170	25	15,305	80,368	1,433	3	22	...	12	7	...	...	...	81,807	11,592
15 Jeju Attached Region	7	3	436	1,164	27	...	100	...	7	...	...	155	...	1,129	289
Totals	711	167	51,793	241,626	4,071	13	201	...	59	59	...	172	...	245,621	42,296
<i>*As last reported in 1959.</i>															
16 ATTACHED FIELDS	...	...	...	...	...	...	...	...	...	...	...	...	...	...	...
17 Mongolia Mission	6	5	556	2,110	69	...	...	...	...	33	...	...	...	2,146	581
18 Taiwan Conference	56	29	3,500	6,151	156	6	1	43	3	36	5	23	17	6,273	3,062
Totals	62	34	4,056	8,261	225	6	1	43	3	69	5	23	17	8,419	3,642
19 NORTHERN ASIA-PACIFIC DIVISION	...	...	...	...	...	...	...	...	...	...	...	...	...	...	...
20 Chinese Union Mission	1,195	3,438	1,763	422,973	11,272	2,946	72	6	56	1,444	...	2,037	8	433,724	1,162
21 Japan Union Conference	101	50	6,558	15,246	269	59	376	...	353	204	52	64	7	15,270	4,896
22 Korean Union Conference	711	167	51,793	241,626	4,071	13	201	...	59	59	...	172	...	245,621	42,296
23 Attached Fields	62	34	4,056	8,261	225	6	1	43	3	69	5	23	17	8,419	3,642
DIVISION TOTALS	2,069	3,689	64,169	688,106	15,837	3,024	650	49	471	1,776	57	2,296	32	703,034	51,996

## SOUTH AMERICAN DIVISION

1 ARGENTINA UNION CONFERENCE	...	...	...	...	...	...	...	...	...	...	...	...	...	...	...
2 Buenos Aires Conference	169	63	...	30,543	1,194	42	801	17	810	145	320	153	32	31,137	...
3 Central Argentine Conference	125	99	...	20,661	968	34	720	7	633	142	338	29	12	21,236	...
4 Central West Argentine Mission	45	41	...	8,448	670	11	209	3	200	52	200	20	30	8,839	...
5 North Argentine Conference	117	132	...	24,582	1,288	28	829	2	890	136	574	69	31	25,029	...
6 Northwest Argentine Mission	49	47	...	12,237	768	20	191	4	206	23	193	11	8	12,779	...
7 South Argentine Conference	83	58	...	12,009	662	24	352	...	306	68	286	82	6	12,299	...
Totals	588	440	...	108,480	5,550	159	3,102	33	3,045	566	1,911	364	119	111,319	...
8 BOLIVIA UNION MISSION	...	...	...	...	...	...	...	...	...	...	...	...	...	...	...
9 Central Bolivia Mission	78	146	...	28,762	2,925	333	1,061	94	982	30	4	1,505	342	30,312	...
10 East Bolivia Mission	99	167	...	24,996	3,309	88	1,407	31	1,385	49	127	1,219	12	27,039	...
11 West Bolivia Mission	197	396	...	52,863	5,011	416	1,197	45	1,280	405	1	1,932	130	55,784	...
Totals	374	709	...	106,621	11,245	837	3,665	170	3,647	484	132	4,656	484	113,135	...
12 CENTRAL BRAZIL UNION CONFERENCE	...	...	...	...	...	...	...	...	...	...	...	...	...	...	...
13 Central Sao Paulo Conference	149	104	...	31,185	2,772	88	2,352	3	2,118	194	1,340	302	25	32,421	...
14 East Sao Paulo Conference	134	122	...	35,116	2,857	94	2,048	14	2,674	307	1,237	209	109	35,593	...
15 Sao Paulo Conference	144	81	...	38,422	2,313	61	11,574	6	16,809	185	807	138	28	34,409	...
16 Sao Paulo Valley Conference	147	112	...	29,129	2,081	71	1,477	12	2,735	126	583	131	53	29,142	...
17 South Sao Paulo Conference	130	63	...	43,864	2,770	78	1,562	16	11,112	161	722	338	25	35,932	...
18 Southeast Sao Paulo Conference	78	51	...	...	1,436	39	17,360	4	1,008	85	454	22	22	17,248	...
19 Southwest Sao Paulo Conference	163	92	...	27,499	2,605	110	1,858	9	1,615	151	616	193	27	29,479	...
20 West Sao Paulo Conference	181	126	...	30,263	2,093	42	1,389	12	1,351	196	340	254	10	31,648	...
Totals	1,126	751	...	235,478	18,927	583	39,620	76	39,422	1,405	6,099	1,587	299	245,872	...
21 CHILE UNION MISSION	...	...	...	...	...	...	...	...	...	...	...	...	...	...	...
22 Central Chile Mission	63	43	...	6,992	350	74	294	1	284	55	186	198	20	6,968	...
23 Central South Chile Conference	113	63	...	19,730	1,302	199	560	...	522	125	294	1,109	18	19,723	...
24 Metropolitan Chile Conference	92	29	...	16,724	884	212	363	...	357	73	355	478	22	16,898	...
25 North Chile Mission	77	52	...	11,131	1,086	130	372	2	407	92	100	1,174	38	10,910	...
26 Pacific Chile Mission	95	66	...	13,303	873	91	471	2	442	165	243	1,097	13	12,780	...
27 South Austral Chile Conference	151	89	...	21,947	960	89	685	...	688	125	211	977	31	21,649	...
28 South Metropolitan Chile Mission	76	19	...	11,797	607	98	292	1	318	113	173	1,158	23	11,010	...
Totals	667	361	...	101,624	6,062	893	3,037	6	3,018	748	1,562	6,191	165	99,938	...

# STATISTICAL REPORT FOR 2015

Conference or Mission	Churches, Companies, and Church Membership														
1	2a	2b	3a	3b	4a	4b	4c	4d	5a	5b	5c	5d	5e	6	16
Conference or Mission	Churches	Companies	Church Attendance Average	Church Membership at Beginning of Year	Members Added				Members Subtracted					Church Membership at End of Year	Sabbath School Attendance Average
					Baptisms	Professions of Faith	Letters Received	Adjustments	Letters Granted	Deaths	Dropped	Missing	Adjustments		

## SOUTH AMERICAN DIVISION (CONT'D)

29 EAST BRAZIL UNION MISSION															
30 Bahia Conference	215	200		41,989	2,975	64	2,763	5	2,915	289	1,452	195	63	42,882	
31 Central Bahia Conference	179	294		29,937	3,060	63	2,422	28	2,122	176	1,028	14	73	32,097	
32 North Bahia Mission	138	258		24,622	2,647	27	1,768	16	1,818	130	866	12	38	26,216	
33 Sergipe Mission	113	150		22,711	2,678	72	1,340	7	1,386	81	1,181	435	28	23,697	
34 South Bahia Conference	195	304		43,204	4,168	91	2,030	6	2,381	234	979	655	114	45,136	
35 Southwest Bahia Mission	154	242		28,025	3,093	66	2,000	18	1,974	117	803	102	47	30,159	
Totals	994	1,448		190,488	18,621	383	12,323	80	12,596	1,027	6,309	1,413	363	200,187	
36 ECUADOR UNION MISSION															
37 North Ecuador Mission	135	188		31,469	3,287	230	1,056	4	1,078	70	1,514	470	215	32,699	
38 South Ecuador Mission	124	221		28,300	2,553	157	1,406		1,394	138	3,182	786	88	26,828	
Totals	259	409		59,769	5,840	387	2,462	4	2,472	208	4,696	1,256	303	59,527	
39 NORTH BRAZIL UNION MISSION															
40 Maranhao Conference	459	371		64,329	13,953	298	2,709	1	2,887	267	7,183	985	125	69,843	
41 North Para Conference	387	386		65,967	9,626	136	2,835	7	2,991	257	3,798	976	71	70,478	
42 South Maranhao Mission	253	215		45,324	6,628	128	1,414	2	1,553	107	1,190	538	114	49,994	
43 South Para Conference	272	215		41,799	7,065	87	2,701	5	2,788	80	1,347	614	30	46,798	
44 West Para Mission	158	164		28,739	5,534	157	1,694	4	1,719	45	1,797	348	39	32,180	
Totals	1,529	1,351		246,158	42,806	806	11,353	19	11,938	756	15,315	3,461	379	269,293	
45 NORTH PERU UNION MISSION															
46 East Central Peru Conference	146	159		27,956	2,766	524	1,546	10	1,252	139	1,134	364	217	29,696	
47 North Pacific Conference	317	535		60,263	4,316	187	1,361	4	1,457	649	3,245	5,862	79	54,839	
48 North Peru Mission	311	517		55,127	5,379	292	1,373		1,526	457	6,499	1,469	139	52,081	
49 Northeast Peru Mission	258	339		38,386	5,545	92	1,496	6	1,524	216	3,483	511	86	39,705	
50 West Central Peru Mission	211	191		32,460	2,953	222	1,209	8	1,118	384	2,078	667	167	32,438	
Totals	1,243	1,741		214,192	20,959	1,317	6,985	28	6,877	1,845	16,439	8,873	688	208,759	
51 NORTHEAST BRAZIL UNION MISSION															
52 Alagoas Mission	121	166		29,799	3,412	113	1,230	11	1,346	69	1,531	43	61	31,515	
53 Central Pernambuco Conference	171	282		38,578	5,040	82	2,141	8	2,118	87	1,842	146	53	41,603	
54 North Coast Conference	272	503		70,932	8,289	328	4,539	8	4,644	160	2,354	396	266	76,276	
55 Northeast Brazil Mission	182	284		41,086	5,062	197	1,623	2	1,659	108	2,763	866	103	42,471	
56 Pernambuco Conference	160	166		28,447	2,960	91	1,375	14	1,395	163	2,016	154	113	29,046	
Totals	906	1,401		208,842	24,763	811	10,908	43	11,162	587	10,506	1,605	596	220,911	
57 NORTHWEST BRAZIL UNION MISSION															
58 Amazonas-Roraima Conference	352	333		54,070	10,286	203	3,766	18	3,559	138	3,997	372	90	60,187	
59 Central Amazon Conference	207	142		39,540	6,202	182	1,856	2	2,036	143	2,136	1,165	114	42,188	
60 South Rondonia Conference	132	96		18,549	1,546	45	1,616	17	1,674	91	950	238	46	18,774	
61 West Amazon Conference	201	171		32,670	4,340	142	2,754	7	2,813	104	1,553	508	192	34,743	
Totals	892	742		144,829	22,374	572	9,992	44	10,082	476	8,636	2,283	442	155,892	
62 PARAGUAY UNION OF CHURCHES MISS	61	91		10,804	1,057	37	309	30	332	19	249	169	9	11,459	
63 SOUTH BRAZIL UNION CONFERENCE															
64 Central Parana Conference	142	88		24,892	2,381	84	1,572	3	1,565	150	798	122	26	26,271	
65 Central Rio Grande do Sul Conference	134	131		25,547	2,735	128	1,494	6	1,521	244	1,936	1,312	78	24,819	
66 North Parana Conference	128	120		24,921	2,062	34	1,469	11	1,388	177	984	209	11	25,728	
67 North Santa Catarina Conference	129	99		18,337	1,690	56	1,545	8	1,429	100	776	89	20	19,222	
68 Rio Grande do Sul Conference	137	175		28,725	2,180	73	1,591	8	1,627	253	977	439	34	29,247	
69 Santa Catarina Conference	135	103		19,772	2,393	78	1,589	7	1,344	99	1,107	210	21	21,058	
70 South Parana Conference	110	98		19,952	1,974	66	1,706	11	1,605	125	528	242	19	21,190	
71 West Parana Mission	102	104		15,754	1,580	28	1,279	10	1,237	92	1,139	91	21	16,071	
72 Western Rio Grande do Sul Mission	64	90		10,508	910	39	423	1	457	102	353	113	9	10,847	
Totals	1,081	1,008		188,408	17,905	586	12,668	65	12,173	1,342	8,598	2,827	239	194,453	
73 SOUTH PERU UNION MISSION															
74 Central Andina Mission	165	207		19,884	2,113	85	508	5	598	28	1,700	(5)	39	20,235	
75 Central Peru Conference	219	152		56,164	3,555	47	1,523	112	1,583	340	9,328	4,726	260	45,164	
76 East Peru Mission	155	135		23,411	4,621	121	464	14	502	32	385	2,543	35	25,134	
77 Lake Titicaca Mission	291	547		47,225	4,185	130	898	6	1,006	233	2,629	(5)	274	48,307	
78 South Peru Mission	181	196		31,424	2,917	505	1,389	80	1,258	177	650	4,189	166	29,875	
79 Southeast Peru Mission	110	258		28,376	3,983	145	605	13	633	97	752	1,552	70	30,018	
Totals	1,121	1,495		206,484	21,374	1,033	5,387	230	5,580	907	15,444	13,000	844	198,733	
80 SOUTHEAST BRAZIL UNION CONFERENCE															
81 Central Minas Conference	159	196		27,455	2,302	109	1,543	5	1,548	156	691	217	32	28,770	
82 East Minas Conference	113	137		16,637	1,688	50	641	1	687	92	339	24	17	17,858	
83 Espirito Santo Conference	179	106		25,465	2,292	55	1,237	7	1,212	172	942	148	42	26,540	
84 North Minas Mission	70	105		12,401	1,178	25	578	2	600	121	586	43	23	12,811	
85 Rio de Janeiro Conference	96	62		15,173	1,015	42	749	3	711	112	393	54	13	15,699	

## GENERAL STATISTICS BY DIVISIONS FOR 2015

Conference or Mission	Churches, Companies, and Church Membership														
	2a	2b	3a	3b	4a	4b	4c	4d	5a	5b	5c	5d	5e	6	16
	Churches	Companies	Church Attendance Average	Church Membership at Beginning of Year	Members Added				Members Subtracted					Church Membership at End of Year	Sabbath School Attendance Average
Baptisms					Professions of Faith	Letters Received	Adjustments	Letters Granted	Deaths	Dropped	Missing	Adjustments			

## SOUTH AMERICAN DIVISION (CONT'D)

SOUTHEAST BRAZIL UNION CONFERENCE (CONT'D)															
86 Rio Fluminense Conference	104	126	...	19,084	1,365	12	1,120	5	1,052	119	392	117	6	19,900	...
87 South Espirito Santo Conference	188	110	...	24,742	2,769	108	1,369	5	1,337	144	1,089	378	63	25,982	...
88 South Minas Conference	127	165	...	20,774	1,576	78	1,582	5	1,571	125	539	8	66	21,706	...
89 South Rio Conference	190	119	...	25,389	1,851	29	1,364	3	1,485	220	651	21	26	26,233	...
Totals	1,226	1,126	...	187,120	16,036	508	10,183	36	10,203	1,261	5,622	1,010	288	195,499	...
90 URUGUAY UNION OF CHURCHES MISSION	57	35	...	8,233	304	14	418	8	419	141	152	...	22	8,243	...
91 WEST CENTRAL BRAZIL UNION MISSION	...	...	...	...	...	...	...	...	...	...	...	...	...	...	...
92 Central Brazil Conference	138	188	...	25,385	1,998	93	2,186	6	1,937	119	867	380	67	26,298	...
93 Central Planalto Conference	147	108	...	26,729	2,686	155	1,611	11	1,444	119	747	174	70	28,638	...
94 Mato Grosso Conference	184	185	...	28,903	2,640	120	1,639	1	1,623	149	786	521	55	30,169	...
95 South Mato Grosso Conference	130	124	...	20,484	1,731	85	1,563	3	1,500	123	973	465	31	20,774	...
96 Tocantins Mission	65	108	...	10,214	1,553	59	627	6	593	33	253	61	40	11,479	...
Totals	664	713	...	111,715	10,608	512	7,626	27	7,097	543	3,626	1,601	263	117,358	...
97 SOUTH AMERICAN DIVISION	...	...	...	...	...	...	...	...	...	...	...	...	...	...	...
98 Argentina Union Conference	588	440	...	108,480	5,550	159	3,102	33	3,045	566	1,911	364	119	111,319	...
99 Bolivia Union Mission	374	709	...	106,621	11,245	837	3,665	170	3,647	484	132	4,656	484	113,135	...
100 Central Brazil Union Conference	1,126	751	...	235,478	18,927	583	39,620	76	39,422	1,405	6,099	1,587	299	245,872	...
101 Chile Union Mission	667	361	...	101,624	6,062	893	3,037	6	3,018	748	1,562	6,191	165	99,938	...
102 East Brazil Union Mission	994	1,448	...	190,488	18,621	383	12,323	80	12,596	1,027	6,309	1,413	363	200,187	...
103 Ecuador Union Mission	259	409	...	59,769	5,840	387	2,462	4	2,472	208	4,696	1,256	303	59,527	...
104 North Brazil Union Mission	1,529	1,351	...	246,158	42,806	806	11,353	19	11,938	756	15,315	3,461	379	269,293	...
105 North Peru Union Mission	1,243	1,741	...	214,192	20,959	1,317	6,985	28	6,877	1,845	16,439	8,873	688	208,759	...
106 Northeast Brazil Union Mission	906	1,401	...	208,842	24,763	811	10,908	43	11,162	587	10,506	1,605	596	220,911	...
107 Northwest Brazil Union Mission	892	742	...	144,829	22,374	572	9,992	44	10,082	476	8,636	2,283	442	155,892	...
108 Paraguay Union of Churches Mission	61	91	...	10,804	1,057	37	309	30	332	19	249	169	9	11,459	...
109 South Brazil Union Conference	1,081	1,008	...	188,408	17,905	586	12,668	65	12,173	1,342	8,598	2,827	239	194,453	...
110 South Peru Union Mission	1,121	1,495	...	206,484	21,374	1,033	5,387	230	5,580	907	15,444	13,000	844	198,733	...
111 Southeast Brazil Union Conference	1,226	1,126	...	187,120	16,036	508	10,183	36	10,203	1,261	5,622	1,010	288	195,499	...
112 Uruguay Union of Churches Mission	57	35	...	8,233	304	14	418	8	419	141	152	...	22	8,243	...
113 West Central Brazil Union Mission	664	713	...	111,715	10,608	512	7,626	27	7,097	543	3,626	1,601	263	117,358	...
DIVISION TOTALS	12,788	13,821	...	2,329,245	244,431	9,438	140,038	899	140,063	12,315	105,296	50,296	5,503	2,410,578	...

## SOUTH PACIFIC DIVISION

1 AUSTRALIAN UNION CONFERENCE	...	...	...	...	...	...	...	...	...	...	...	...	...	...	...
2 Greater Sydney Conference	64	13	...	9,296	172	28	99	...	131	91	37	...	...	9,336	...
3 North New South Wales Conference	64	15	...	11,333	171	24	208	...	103	92	21	1	...	11,519	...
4 Northern Australian Conference	26	9	...	2,580	64	9	40	...	41	18	...	1	...	2,633	...
5 South Australian Conference	29	7	...	2,940	44	7	46	...	25	36	8	...	...	2,968	...
6 South New South Wales Conference	31	7	...	2,737	42	3	53	...	43	25	11	2	...	2,754	...
7 South Queensland Conference	81	14	...	12,071	234	48	160	...	117	87	9	67	...	12,233	...
8 Tasmanian Conference	11	3	...	1,181	13	...	15	...	6	15	1	...	...	1,187	...
9 Victorian Conference	78	15	...	10,733	163	38	121	...	102	97	24	132	...	10,700	...
10 Western Australian Conference	38	22	...	6,241	140	17	65	...	35	27	7	1	...	6,393	...
Totals	422	105	...	59,112	1,043	174	807	...	603	488	118	204	...	59,723	...
11 NEW ZEALAND PACIFIC UNION CONF	...	...	...	...	...	...	...	...	...	...	...	...	...	...	...
12 Cook Islands Mission	15	2	488	961	22	2	4	...	4	4	2	...	...	979	385
13 French Polynesia Mission	40	17	1,068	4,948	329	...	91	...	101	19	64	46	...	5,138	1,028
14 New Caledonia Mission	6	5	551	849	104	...	5	...	...	1	...	...	...	957	469
15 North New Zealand Conference	61	23	2,401	10,243	469	48	242	...	285	83	17	88	12	10,517	1,387
16 South New Zealand Conference	20	2	1,311	2,179	54	8	89	...	94	29	9	22	3	2,173	914
17 Pitcairn Island Attached Church	1	...	...	22	...	...	...	...	...	...	...	...	...	22	...
Totals	143	49	5,819	19,202	978	58	431	...	484	136	92	156	15	19,786	4,181
18 PAPUA NEW GUINEA UNION MISSION	...	...	...	...	...	...	...	...	...	...	...	...	...	...	...
19 Bougainville Mission	41	123	1,994	6,380	400	39	36	...	26	16	1	323	...	6,489	1,863
20 Central Papua Conference	120	273	5,402	32,701	4,447	215	42	...	41	113	6	1,046	...	36,199	5,540
21 Eastern Highlands Simbu Mission	231	666	46,623	52,074	1,681	1,678	359	...	182	300	274	3,185	...	51,851	44,936
22 Madang Manus Mission	56	131	8,652	11,293	425	170	319	...	14	42	57	182	...	11,912	8,236
23 Morobe Mission	70	331	5,782	23,812	591	707	31	...	31	101	241	955	...	23,813	5,972
24 New Britain New Ireland Mission	109	184	3,860	14,423	1,746	148	48	...	65	59	116	699	...	15,426	4,128
25 North East Papua Mission	43	167	7,164	11,043	299	...	...	...	...	...	...	...	...	11,342	7,227
26 Sepik Mission	64	199	3,632	10,837	607	1,226	163	...	36	46	94	727	...	11,930	3,506
27 South West Papua Mission	25	92	5,398	10,511	25	1	10	...	...	3	11	...	...	10,533	5,493
28 Western Highlands Mission	230	987	20,990	67,131	5,556	8	13	...	9	37	52	66	...	72,544	20,776
Totals	989	3,153	109,495	240,205	15,777	4,192	1,021	...	404	717	852	7,183	...	252,039	107,675

# STATISTICAL REPORT FOR 2015

Conference or Mission	Churches, Companies, and Church Membership														
1	2a	2b	3a	3b	4a	4b	4c	4d	5a	5b	5c	5d	5e	6	16
Conference or Mission	Churches	Companies	Church Attendance Average	Church Membership at Beginning of Year	Members Added				Members Subtracted					Church Membership at End of Year	Sabbath School Attendance Average
					Baptisms	Professions of Faith	Letters Received	Adjustments	Letters Granted	Deaths	Dropped	Missing	Adjustments		

## SOUTH PACIFIC DIVISION (CONT'D)

29 TRANS PACIFIC UNION MISSION	1	...	...	45	...	...	...	...	...	...	...	...	...	45	...
30 Fiji Mission	159	101	173	24,732	340	10	55	...	38	52	26	448	...	24,573	218
31 Kiribati Mission	14	15	...	2,589	38	...	...	...	...	...	...	...	...	2,627	...
32 Samoas-Tokelau Mission	45	32	...	10,899	383	4	1	...	...	20	...	23	19	11,225	...
33 Solomon Islands Mission	191	262	...	47,663	1,623	...	...	...	...	37	132	124	53	48,940	...
34 Tonga Mission	12	19	888	3,060	...	...	...	...	...	...	...	...	...	3,060	261
35 Vanuatu Mission	85	130	...	21,354	1,549	70	...	399	...	61	61	28	19	23,203	...
36 Niue Attached Church	1	...	...	5	...	...	...	2	...	...	...	...	...	7	...
37 Tuvalu Attached District	1	2	68	270	92	...	...	...	...	...	...	...	...	362	24
<b>Totals</b>	<b>509</b>	<b>561</b>	<b>1,128</b>	<b>110,617</b>	<b>4,025</b>	<b>84</b>	<b>58</b>	<b>399</b>	<b>38</b>	<b>170</b>	<b>219</b>	<b>623</b>	<b>91</b>	<b>114,042</b>	<b>503</b>

Note—Statistics for Nauru Attached Church are on the Trans Pacific Union row.

38 SOUTH PACIFIC DIVISION	...	...	...	...	...	...	...	...	...	...	...	...	...	...	...
39 Australian Union Conference	422	105	...	59,112	1,043	174	807	...	603	488	118	204	...	59,723	...
40 New Zealand Pacific Union Conference	143	49	5,819	19,202	978	58	431	...	484	136	92	156	15	19,786	4,181
41 Papua New Guinea Union Mission	989	3,153	109,495	240,205	15,777	4,192	1,021	...	404	717	852	7,183	...	252,039	107,675
42 Trans Pacific Union Mission	509	561	1,128	110,617	4,025	84	58	399	38	170	219	623	91	114,042	503
<b>DIVISION TOTALS</b>	<b>2,063</b>	<b>3,868</b>	<b>116,441</b>	<b>429,136</b>	<b>21,823</b>	<b>4,508</b>	<b>2,317</b>	<b>399</b>	<b>1,529</b>	<b>1,511</b>	<b>1,281</b>	<b>8,166</b>	<b>106</b>	<b>445,590</b>	<b>112,358</b>

## SOUTHERN AFRICA-INDIAN OCEAN DIVISION

1 BOTSWANA UNION CONFERENCE	...	...	...	...	...	...	...	...	...	...	...	...	...	...	...
2 North Botswana Conference	82	62	281	21,059	1,753	1	11	...	6	9	6	21	64	22,718	236
3 South Botswana Conference	53	27	2,699	19,138	647	11	80	9	123	22	19	...	...	19,721	2,253
<b>Totals</b>	<b>135</b>	<b>89</b>	<b>2,980</b>	<b>40,197</b>	<b>2,400</b>	<b>12</b>	<b>91</b>	<b>9</b>	<b>129</b>	<b>31</b>	<b>25</b>	<b>21</b>	<b>64</b>	<b>42,439</b>	<b>2,489</b>
4 INDIAN OCEAN UNION CONFERENCE	...	...	...	...	...	...	...	...	...	...	...	...	...	...	...
5 Antsiranana Mission	173	232	17,026	25,755	3,323	4	56	...	126	66	230	236	886	27,594	14,016
6 Central Malagasy Conference	397	498	11,380	57,457	4,572	20	86	...	261	131	715	428	1,195	59,405	10,779
7 Mahajanga Mission	108	194	19,429	28,619	2,825	2	22	...	5	2	9	...	...	31,452	13,500
8 Mauritius Conference	34	5	3,344	4,770	85	1	23	...	16	9	5	...	...	4,813	3,334
9 Reunion Conference	18	3	662	1,508	33	4	112	8	115	11	12	...	64	1,463	490
10 Seychelles Mission	5	7	629	942	57	...	18	3	11	1	...	2	5	1,001	584
11 South Malagasy Mission	152	202	16,544	22,874	2,968	1	22	2	139	69	367	303	2,114	22,875	16,259
<b>Totals</b>	<b>887</b>	<b>1,141</b>	<b>69,012</b>	<b>141,925</b>	<b>13,863</b>	<b>32</b>	<b>339</b>	<b>13</b>	<b>673</b>	<b>289</b>	<b>1,338</b>	<b>969</b>	<b>4,300</b>	<b>148,603</b>	<b>58,961</b>
12 MALAWI UNION CONFERENCE	...	...	...	...	...	...	...	...	...	...	...	...	...	...	...
13 Central Malawi Conference	259	523	35,556	70,263	9,281	70	871	312	1,305	264	1,854	1,016	...	76,358	29,807
14 North Malawi Field	177	433	6,615	74,398	5,341	43	118	...	139	90	155	43	...	79,473	3,911
15 South Malawi Field	972	826	151,376	308,333	21,989	252	653	...	1,387	919	1,143	913	...	326,865	139,192
<b>Totals</b>	<b>1,408</b>	<b>1,782</b>	<b>193,547</b>	<b>452,994</b>	<b>36,611</b>	<b>365</b>	<b>1,642</b>	<b>312</b>	<b>2,831</b>	<b>1,273</b>	<b>3,152</b>	<b>1,972</b>	<b>...</b>	<b>482,696</b>	<b>172,910</b>
16 MOZAMBIQUE UNION MISSION	...	...	...	...	...	...	...	...	...	...	...	...	...	...	...
17 Central Mission	105	754	17,838	61,848	9,332	39	...	...	...	99	358	298	...	70,464	17,838
18 North Mission	815	670	142,553	227,678	9,077	103	67	...	2	166	130	70	...	236,557	130,487
19 North-East Mission	30	97	7,003	12,403	1,257	...	...	...	19	29	309	343	...	12,960	6,725
20 South Mission	84	129	13,049	25,123	1,491	63	30	...	10	30	5	21	...	26,641	13,041
<b>Totals</b>	<b>1,034</b>	<b>1,650</b>	<b>180,443</b>	<b>327,052</b>	<b>21,157</b>	<b>205</b>	<b>97</b>	<b>...</b>	<b>31</b>	<b>324</b>	<b>802</b>	<b>732</b>	<b>...</b>	<b>346,622</b>	<b>168,091</b>
21 NORTH-EASTERN ANGOLA UNION MISS	...	...	...	...	...	...	...	...	...	...	...	...	...	...	...
22 East Association Mission	142	284	17,444	30,392	9,631	54	16	916	32	123	209	2,046	114	38,485	12,313
23 North Association Mission	293	464	88,440	126,461	11,745	66	78	874	52	384	780	680	118	137,210	71,152
<b>Totals</b>	<b>435</b>	<b>748</b>	<b>105,884</b>	<b>156,853</b>	<b>21,376</b>	<b>120</b>	<b>94</b>	<b>1,790</b>	<b>84</b>	<b>507</b>	<b>989</b>	<b>2,726</b>	<b>232</b>	<b>175,695</b>	<b>83,465</b>
24 NORTHERN ZAMBIA UNION CONFERENCE	...	...	...	...	...	...	...	...	...	...	...	...	...	...	...
25 Central Zambia Conference	458	494	74,529	168,790	18,141	83	3,263	...	3,468	333	1,366	...	...		

GENERAL STATISTICS BY DIVISIONS FOR 2015

Conference or Mission	Churches, Companies, and Church Membership														
	2a	2b	3a	3b	4a	4b	4c	4d	5a	5b	5c	5d	5e	6	16
1	Churches	Companies	Church Attendance Average	Church Membership at Beginning of Year	Baptisms	Professions of Faith	Letters Received	Adjustments	Letters Granted	Deaths	Dropped	Missing	Adjustments	Church Membership at End of Year	Sabbath School Attendance Average
Conference or Mission					Members Added				Members Subtracted						

SOUTHERN AFRICA-INDIAN OCEAN DIVISION (CONT'D)

37 SOUTHERN ZAMBIA UNION CONFERENCE	...	...	...	...	...	...	...	...	...	...	...	...	...	...	...	...
38 East Zambia Field	114	201	5,202	27,671	2,630	...	178	48	230	29	266	217	407	29,378	3,735	
39 Lusaka Conference	287	293	75,281	141,649	15,571	33	3,222	...	3,408	291	1,338	20	3,739	151,679	54,861	
40 South Zambia Conference	487	1,184	49,278	298,501	20,943	216	1,837	...	3,318	420	708	16	...	317,035	32,096	
41 West Zambia Field	119	483	11,145	68,034	4,726	17	331	7	294	78	154	...	...	72,589	7,551	
Totals	1,007	2,161	140,905	535,855	43,870	266	5,568	55	7,250	818	2,466	253	4,146	570,681	98,242	
42 SOUTH-WESTERN ANGOLA UNION MISS	...	...	...	...	...	...	...	...	...	...	...	...	...	...	...	
43 Central Association Mission	560	985	58,721	175,219	13,181	...	1,242	...	1,246	452	1,415	81	48,494	137,954	50,882	
44 South Association Mission	212	315	57,754	79,373	5,158	...	7	...	30	78	163	...	...	84,267	60,990	
Totals	772	1,300	116,475	254,592	18,339	...	1,249	...	1,276	530	1,578	81	48,494	222,221	111,871	
45 ZIMBABWE UNION CONFERENCE	...	...	...	...	...	...	...	...	...	...	...	...	...	...	...	
46 Central Zimbabwe Conference	397	348	16,923	262,502	8,407	8	482	...	125,465	217	485	1,156	...	144,076	13,786	
47 East Zimbabwe Conference	434	528	10,743	301,853	11,858	227	3,830	...	143,852	193	199	769	...	172,755	8,779	
48 North Zimbabwe Conference	344	526	19,722	...	9,279	136	141,209	14	2,332	126	336	1,209	16	146,619	16,173	
49 North-West Zimbabwe Conference	518	257	28,160	...	9,369	...	125,205	...	962	230	791	854	...	131,737	27,669	
50 South Zimbabwe Conference	183	290	18,279	...	7,248	1	91,536	...	626	116	913	200	1,153	95,777	18,546	
51 West Zimbabwe Conference	208	369	27,267	239,166	9,886	4	883	159	92,190	257	642	357	2,403	154,249	24,154	
Totals	2,084	2,318	121,093	803,521	56,047	376	363,145	173	365,427	1,139	3,366	4,545	3,572	845,213	109,107	
52 ATTACHED FIELD	...	...	...	...	...	...	...	...	...	...	...	...	...	...	...	
53 Sao Tome and Principe Mission	9	60	4,504	6,012	762	2	...	48	1	8	3	3	...	6,809	4,749	
54 SOUTHERN AFRICA-INDIAN OCEAN DIV	...	...	...	...	...	...	...	...	...	...	...	...	...	...	...	
55 Botswana Union Conference	135	89	2,980	40,197	2,400	12	91	9	129	31	25	21	64	42,439	2,489	
56 Indian Ocean Union Conference	887	1,141	69,012	141,925	13,863	32	339	13	673	289	1,338	969	4,300	148,603	58,961	
57 Malawi Union Conference	1,408	1,782	193,547	452,994	36,611	365	1,642	312	2,831	1,273	3,152	1,972	...	482,696	172,910	
58 Mozambique Union Mission	1,034	1,650	180,443	327,052	21,157	205	97	...	31	324	802	732	...	346,622	168,091	
59 North-Eastern Angola Union Mission	435	748	105,884	156,853	21,376	120	94	1,790	84	507	989	2,726	232	175,695	83,465	
60 Northern Zambia Union Conference	1,449	1,822	206,084	471,102	42,157	156	7,177	...	8,194	1,085	2,443	487	...	508,383	167,878	
61 Southern Africa Union Conference	1,264	417	26,799	156,269	9,778	257	562	113	260	286	165	244	1,317	164,707	17,992	
62 Southern Zambia Union Conference	1,007	2,161	140,905	535,855	43,870	266	5,568	55	7,250	818	2,466	253	4,146	570,681	98,242	
63 South-Western Angola Union Mission	772	1,300	116,475	254,592	18,339	...	1,249	...	1,276	530	1,578	81	48,494	222,221	111,871	
64 Zimbabwe Union Conference	2,084	2,318	121,093	803,521	56,047	376	363,145	173	365,427	1,139	3,366	4,545	3,572	845,213	109,107	
65 Attached Field	9	60	4,504	6,012	762	2	...	48	1	8	3	3	...	6,809	4,749	
DIVISION TOTALS	10,484	13,488	1,167,722	3,346,372	266,360	1,791	379,964	2,513	386,156	6,290	16,327	12,033	62,125	3,514,069	995,751	

SOUTHERN ASIA DIVISION

1 EAST-CENTRAL INDIA UNION SECTION	...	...	...	...	...	...	...	...	...	...	...	...	...	...	...
2 Adilabad Region	26	65	3,529	10,655	346	...	...	...	...	2	...	...	...	10,999	2,924
3 Guntur Region	232	42	43,190	75,131	647	...	...	...	...	60	...	...	...	75,718	43,946
4 Hyderabad Metro Section	13	54	4,634	7,145	110	...	...	...	...	...	...	...	...	7,255	4,304
5 North Andhra Section	332	250	44,036	160,190	2,204	10	...	...	...	35	18	15	...	162,336	44,347
6 North Orissa Region	23	56	12,537	6,071	143	...	...	...	...	5	...	...	...	6,209	3,482
7 North Rayalaseema Section	218	42	17,335	67,895	741	...	12	...	...	37	...	...	...	68,611	15,646
8 Northeast Andhra Section	118	115	27,500	47,828	1,060	...	...	...	...	2	...	4	...	48,882	21,795
9 Northwest Andhra Section	141	165	40,087	65,254	610	...	...	...	...	40	...	...	...	65,824	42,555
10 Orissa Section	178	257	35,120	45,102	133	...	...	...	...	...	...	...	...	45,235	29,038
11 South Andhra Section	374	125	78,165	127,417	4,831	...	...	...	...	41	...	...	...	132,207	78,111
12 South Rayalaseema Section	227	48	28,542	78,022	126	...	...	...	...	30	30	60	...	78,028	23,844
13 Southeast Andhra Section	374	241	96,795	144,943	3,136	...	...	...	...	2	...	...	...	148,077	93,578
14 Vishaka Metro Region	14	38	4,375	8,687	96	...	...	...	...	19	...	...	...	8,764	3,362
15 West Andhra Section	246	105	52,651	117,921	780	...	...	...	...	20	...	...	...	118,681	43,481
Totals	2,516	1,603	488,494	962,261	14,963	10	12	...	...	293	48	79	...	976,826	450,410
16 NORTHEAST INDIA UNION SECTION	...	...	...	...	...	...	...	...	...	...	...	...	...	...	...
17 Arunachal Pradesh Region	1	10	236	288	12	...	...	...	...	3	...	...	...	297	235
18 Assam Region	17	56	3,393	5,067	46	...	...	...	...	1	1	...	...	5,111	3,278
19 Garo Section	41	77	5,839	7,718	1,087	...	...	...	...	1	...	...	...	8,804	4,535
20 Khasi Jaintia Conference	26	60	3,636	4,305	393	...	...	...	...	15	...	17	62	4,634	3,609
21 Manipur Conference	41	55	5,992	6,478	478	...	...	...	...	...	16	2	...	6,938	6,097
22 Mizo Conference	76	51	1,997	18,922	767	...	9	...	7	5	76	8	...	19,602	3,728
23 Nagaland Region	3	5	491	689	44	...	...	...	...	9	12	...	...	712	737
Totals	205	314	21,583	43,467	2,827	...	9	15	8	52	152	8	...	46,098	22,218
24 NORTHERN INDIA UNION SECTION	...	...	...	...	...	...	...	...	...	...	...	...	...	...	...
25 Bihar Region	3	134	1,916	3,870	350	...	...	...	...	...	...	...	...	4,220	2,396
26 Chhattisgarh Region	10	56	3,283	4,109	757	...	...	...	...	18	16	198	...	4,634	4,222
27 Delhi Metro Region	6	36	3,016	3,095	396	...	...	...	...	7	...	8	...	3,476	2,984
28 Eastern Jharkhand Section	14	64	3,542	4,183	311	...	...	...	...	2	...	...	...	4,492	3,806
29 Eastern Uttar Pradesh Region	32	193	7,912	44,320	853	...	2	2	2	9	...	...	...	45,166	10,499



# STATISTICAL REPORT FOR 2015

Conference or Mission	Churches, Companies, and Church Membership														
1	2a	2b	3a	3b	4a	4b	4c	4d	5a	5b	5c	5d	5e	6	16
Conference or Mission	Churches	Companies	Church Attendance Average	Church Membership at Beginning of Year	Members Added				Members Subtracted					Church Membership at End of Year	Sabbath School Attendance Average
					Baptisms	Professions of Faith	Letters Received	Adjustments	Letters Granted	Deaths	Dropped	Missing	Adjustments		

## SOUTHERN ASIA DIVISION (CONT'D)

### NORTHERN INDIA UNION SECTION (CONT'D)

30 Haryana Region	16	101	4,728	7,741	410	...	...	...	...	...	...	...	...	8,151	4,673
31 Himachal Pradesh Region	6	60	5,237	4,714	70	...	...	...	...	...	...	...	...	4,784	5,545
32 Madhya Bharat Section	54	102	2,653	7,236	543	...	...	...	...	...	...	...	...	7,779	2,637
33 North Bengal Section	51	35	10,392	10,422	418	...	...	...	...	17	...	3	...	10,820	10,417
34 North India Section	55	46	8,897	11,802	1,266	...	...	...	...	4	...	...	...	13,064	9,053
35 South Bengal Section	107	181	19,501	20,335	951	...	...	...	...	19	10	17	...	21,240	19,730
36 Upper Ganges Section	43	122	6,066	15,862	525	...	...	...	...	13	...	10	...	16,364	6,101
37 Western Jharkhand Section	52	101	7,820	8,813	221	...	...	...	...	12	...	...	...	9,022	7,830
38 Western Uttar Pradesh Region	14	219	16,886	19,815	708	...	...	...	...	5	...	320	...	20,198	16,990
<b>Totals</b>	<b>463</b>	<b>1,450</b>	<b>101,847</b>	<b>166,317</b>	<b>7,779</b>	...	2	2	2	106	26	556	...	<b>173,410</b>	<b>106,880</b>

39 SOUTH-CENTRAL INDIA UNION SECTION	...	...	...	...	...	...	...	...	...	...	...	...	...	...	...
40 Bangalore Metro Conference	51	39	3,751	14,735	378	...	...	...	...	18	...	...	...	15,095	3,592
41 Goa-West Karnataka Section	58	89	5,266	22,335	200	...	...	...	...	1	...	...	...	22,534	5,179
42 Kolar-Chinthamani Region	23	48	5,084	11,692	239	...	...	...	...	3	...	...	...	11,928	4,971
43 North Karnataka Section	83	9	6,007	20,384	187	...	...	...	...	16	...	...	...	20,555	5,988
44 Raichur-Bellary Region	13	15	1,679	1,677	79	...	...	...	...	6	...	...	...	1,750	1,625
45 South Karnataka Section	24	16	2,980	3,987	48	...	...	...	...	6	...	...	...	4,029	2,832
<b>Totals</b>	<b>252</b>	<b>216</b>	<b>24,766</b>	<b>74,810</b>	<b>1,131</b>	...	...	...	...	50	...	...	...	<b>75,891</b>	<b>24,186</b>

46 SOUTHEAST INDIA UNION SECTION	...	...	...	...	...	...	...	...	...	...	...	...	...	...	...
47 Chennai Metro Section	36	62	12,046	15,694	223	...	...	...	...	8	...	...	...	15,909	8,900
48 Coimbatore Tirupur Region	21	15	2,772	4,030	60	...	...	...	...	3	...	...	...	4,087	2,817
49 Dharmapuri Region	22	22	1,189	3,519	132	...	...	...	...	...	...	...	...	3,651	572
50 Erode Nilgiris Section	51	62	2,382	8,481	153	...	...	...	...	2	...	...	...	8,632	2,262
51 Kancheepuram-Chengalpet Section	9	37	609	2,166	35	...	...	...	...	1	3	...	...	2,197	531
52 North Tamil Conference	84	302	21,497	27,554	192	...	...	...	...	11	...	...	...	27,735	21,596
53 Pudukottai-Thirumayam Region	4	15	780	1,196	25	1	...	...	...	...	...	...	...	1,222	760
54 Sivagangai Ramanathapuram Section	16	80	750	6,216	36	...	...	...	...	3	...	...	...	6,249	740
55 South Tamil Conference	131	108	25,107	36,992	636	...	...	...	...	39	18	20	...	37,551	26,208
56 Thanjavur-Karaikal Section	39	40	1,480	5,820	82	...	...	...	2	11	60	75	...	5,754	1,504
57 Theni-Periyakulam Region	8	26	670	3,545	28	...	...	...	...	...	...	...	...	3,573	613
58 Vellore Region	24	31	1,947	4,175	78	...	...	...	...	...	...	...	...	4,253	1,967
59 Villupuram-Thindivanam Region	5	29	733	2,999	61	...	...	...	...	1	...	...	...	3,059	777
<b>Totals</b>	<b>450</b>	<b>829</b>	<b>71,958</b>	<b>122,387</b>	<b>1,741</b>	1	...	...	2	79	81	95	...	<b>123,872</b>	<b>69,245</b>

60 SOUTHWEST INDIA UNION SECTION	...	...	...	...	...	...	...	...	...	...	...	...	...	...	...
61 Alappuzha-Pathanamthitta Section	25	5	870	1,814	39	...	...	...	...	7	...	...	...	1,846	882
62 Idukki Section	26	28	952	4,737	15	3	...	...	...	6	...	...	...	4,749	963
63 Malabar Region	7	16	400	1,463	5	1	...	...	...	3	...	...	...	1,466	403
64 North Kerala Section	46	23	1,936	7,535	91	...	...	...	...	10	...	...	...	7,616	1,901
65 South Kerala Section	147	15	4,142	21,035	102	...	...	...	...	28	...	...	...	21,109	4,097
<b>Totals</b>	<b>251</b>	<b>87</b>	<b>8,299</b>	<b>36,584</b>	<b>252</b>	<b>4</b>	...	...	...	54	...	...	...	<b>36,786</b>	<b>8,244</b>

66 WESTERN INDIA UNION SECTION	...	...	...	...	...	...	...	...	...	...	...	...	...	...	...
67 Central Maharashtra Conference	34	24	15,229	17,211	663	...	...	...	...	35	...	...	...	17,839	14,246
68 Gujarat Conference	42	59	20,970	25,047	649	...	...	...	...	8	...	...	...	25,688	17,448
69 Mumbai Metro Section	20	86	8,111	9,655	304	...	...	...	...	...	...	...	...	9,959	8,401
70 North Maharashtra Section	93	75	19,366	33,086	1,169	...	...	...	...	20	...	...	...	34,235	15,058
71 Saurashtra Region	4	60	2,036	3,631	55	...	...	...	...	1	...	...	...	3,685	2,019
72 South Gujarat Region	4	28	2,557	2,834	177	...	...	...	...	...	...	...	...	3,011	2,454
73 South Maharashtra Section	37	52	4,852	9,891	122	...	...	...	...	6	...	...	...	10,007	4,915
74 Vidharbha Region (Nagpur)	21	87	9,562	10,104	525	...	...	...	...	2	...	...	...	10,627	9,194
<b>Totals</b>	<b>255</b>	<b>471</b>	<b>82,681</b>	<b>111,459</b>	<b>3,664</b>	...	...	...	...	72	...	...	...	<b>115,051</b>	<b>73,733</b>

75 ATTACHED FIELDS	...	...	...	...	...	...	...	...	...	...	...	...	...	...	...
76 Andaman and Nicobar Island Region	1	4	51	285	6	...	...	...	...	...	...	...	...	291	51
77 East Himalayan Field	8	29	621	678	35	...	...	...	...	...	...	...	...	713	558
78 Nepal Section	26	82	4,311	8,990	111	...	...	...	...	...	...	...	...	9,101	4,311
<b>Totals</b>	<b>35</b>	<b>115</b>	<b>4,983</b>	<b>9,953</b>	<b>152</b>	...	...	...	...	...	...	...	...	<b>10,105</b>	<b>4,920</b>

79 SOUTHERN ASIA DIVISION	...	...	...	...	...	...	...	...	...	...	...	...	...	...	...
80 East-Central India Union Section	2,516	1,603	488,494	962,261	14,963	10	12	...	...	293	48	79	...	976,826	450,410
81 Northeast India Union Section	205	314	21,583	43,467	2,827	...	9	15	8	52	152	8	...	46,098	22,218
82 Northern India Union Section	463	1,450	101,847	166,317	7,779	...	2	2	2	106	26	556	...	173,410	106,880
83 South-Central India Union Section	252	216	24,766	74,810	1,131	...	...	...	...	50	...	...	...	75,891	24,186
84 Southeast India Union Section	450	829	71,958	122,387	1,741	1	...	...	2	79	81	95	...	123,872	69,245
85 Southwest India Union Section	251	87	8,299	36,584	252	4	...	...	...	54	...	...	...	36,786	8,244
86 Western India Union Section	255	471	82,681	111,459	3,664	...	...	...	...	72	...	...	...	115,051	73,733
87 Attached Fields	35	115	4,983	9,953	152	...	...	...	...	...	...	...	...	10,105	4,920
<b>DIVISION TOTALS</b>	<b>4,427</b>	<b>5,085</b>	<b>804,609</b>	<b>1,527,238</b>	<b>32,509</b>	<b>15</b>	<b>23</b>	<b>17</b>	<b>12</b>	<b>706</b>	<b>307</b>	<b>738</b>	...	<b>1,558,039</b>	<b>759,834</b>

## GENERAL STATISTICS BY DIVISIONS FOR 2015

Conference or Mission	Churches, Companies, and Church Membership														
	2a	2b	3a	3b	4a	4b	4c	4d	5a	5b	5c	5d	5e	6	16
1	Churches	Companies	Church Attendance Average	Church Membership at Beginning of Year	Members Added				Members Subtracted					Church Membership at End of Year	Sabbath School Attendance Average
Conference or Mission					Baptisms	Professions of Faith	Letters Received	Adjustments	Letters Granted	Deaths	Dropped	Missing	Adjustments		
<b>SOUTHERN ASIA-PACIFIC DIVISION</b>															
1 BANGLADESH UNION MISSION.....	...	...	...	...	...	...	...	...	...	...	...	...	...	...	...
2 East Bangladesh Mission .....	25	69	4,014	3,926	311	3	...	...	...	4	...	...	...	4,236	4,010
3 North Bangladesh Mission .....	35	77	4,916	7,906	439	...	...	...	...	15	696	20	...	7,614	7,169
4 South Bangladesh Mission .....	35	50	3,030	8,621	408	...	...	...	...	2	...	...	...	9,027	2,962
5 West Bangladesh Mission.....	28	95	4,527	9,386	422	...	...	...	...	7	...	1,354	...	8,447	5,691
Totals.....	123	291	16,486	29,839	1,580	3	...	...	...	28	696	1,374	...	29,324	19,831
6 CENTRAL PHILIPPINE UNION CONF.....	...	...	...	...	...	...	...	...	...	...	...	...	...	...	...
7 Central Visayan Conference.....	265	87	11,461	33,148	3,054	54	20	...	11	91	109	211	...	35,854	9,991
8 East Visayan Conference .....	183	153	13,747	24,609	1,767	...	...	...	...	91	...	...	...	26,285	12,106
9 Negros Occidental Conference.....	288	116	14,014	42,154	1,083	...	8	...	9	47	4	...	...	43,185	12,450
10 Negros Oriental-Siquijor Mission.....	140	55	5,583	14,677	1,260	8	21	...	17	48	9	7	...	15,885	5,435
11 Romblon Adventist Mission.....	68	16	4,308	7,540	506	...	...	...	11	26	38	21	...	7,950	4,295
12 West Visayan Conference.....	302	113	4,664	38,961	2,390	1	...	191	...	56	86	47	6	41,348	4,651
Totals.....	1,246	540	53,775	161,089	10,060	63	49	191	48	359	246	286	6	170,507	48,926
13 EAST INDONESIA UNION CONFERENCE.....	...	...	...	...	...	...	...	...	...	...	...	...	...	...	...
14 Central Sulawesi Mission .....	55	43	7,923	8,862	247	...	...	...	...	4	...	...	...	9,105	7,879
15 Luwu Tana Toraja Mission.....	31	20	1,822	...	126	...	2,723	...	1	8	5	...	...	2,835	1,431
16 Maluku Mission .....	47	23	5,057	6,370	194	...	...	...	...	20	...	...	...	6,544	4,742
17 Minahasa Conference.....	215	18	17,318	26,120	758	11	28	241	19	70	47	82	3	26,937	12,388
18 North Minahasa Conference.....	212	10	23,308	26,947	1,135	...	...	...	...	12	1	...	...	28,069	21,329
19 Northern Island Mission .....	59	21	2,314	3,767	74	...	...	...	...	18	...	...	...	3,823	2,072
20 Papua Mission.....	110	40	13,388	14,995	757	...	...	...	...	22	...	...	...	15,730	13,391
21 South Sulawesi Conference .....	27	40	2,692	5,024	113	6	9	...	2,728	5	1	1	...	2,417	2,421
22 West Papua Mission .....	37	23	6,558	10,606	270	...	...	...	...	43	1	3	...	10,829	6,756
23 Bolaang Mongondow and Gorontalo Att'd Field	59	16	4,564	6,043	184	1	5	...	...	20	3	...	...	6,210	4,477
Totals.....	852	254	84,940	108,734	3,858	18	2,765	241	2,748	222	58	86	3	112,499	76,883
24 MYANMAR UNION MISSION.....	...	...	...	...	...	...	...	...	...	...	...	...	...	...	...
25 Ayeerwady Mission .....	62	23	3,592	7,225	240	2	19	154	19	82	11	18	40	7,470	3,621
26 Central Myanmar Mission .....	30	16	2,594	4,206	259	6	...	1	6	7	...	1	...	4,458	2,796
27 South East Mission .....	27	17	2,022	4,705	180	...	2	...	2	11	7	...	12	4,855	2,141
28 Upper Myanmar Mission.....	75	31	5,151	7,781	577	29	41	77	53	20	36	23	10	8,363	5,635
29 Yangon Attached District.....	38	14	4,436	5,240	56	...	7	...	1	7	2	...	...	5,293	4,098
Totals.....	232	101	17,794	29,157	1,312	37	69	232	81	127	56	42	62	30,439	18,290
30 NORTH PHILIPPINE UNION CONFERENCE.....	...	...	...	...	...	...	...	...	...	...	...	...	...	...	...
31 Central Luzon Conference .....	395	103	93,175	151,991	7,204	253	310	...	252	48	71	30	...	159,357	84,147
32 Mountain Provinces Mission .....	109	47	2,848	22,349	656	2	...	...	...	18	...	8	...	22,981	2,426
33 Northern Luzon Mission .....	279	155	41,849	43,830	3,239	...	...	...	4	44	...	...	...	47,021	42,259
34 Palawan Adventist Mission.....	117	39	10,144	23,446	1,801	...	14	...	...	22	...	...	...	25,239	11,603
35 South-Central Luzon Conference .....	324	111	7,858	56,933	2,726	63	119	...	232	192	385	196	5,552	53,284	6,188
36 Southern Luzon Mission .....	187	35	14,412	27,054	1,097	28	19	...	8	34	73	230	...	27,853	14,340
Totals.....	1,411	490	170,284	325,603	16,723	346	462	...	496	358	529	464	5,552	335,735	160,963
37 PAKISTAN UNION SECTION.....	...	...	...	...	...	...	...	...	...	...	...	...	...	...	...
38 Northern Section.....	87	71	1,720	5,679	555	5	...	136	...	16	24	5	128	6,202	1,340
39 Southern Section.....	31	49	2,020	3,631	279	331	57	481	4	20	16	1	...	4,738	1,963
Totals.....	118	120	3,740	9,310	834	336	57	617	4	36	40	6	128	10,940	3,303
40 SOUTH PHILIPPINE UNION CONFERENCE.....	...	...	...	...	...	...	...	...	...	...	...	...	...	...	...
41 Davao Mission.....	337	198	44,714	79,787	6,697	55	16	96	15	89	177	372	...	85,998	61,716
42 North Central Mindanao Conference .....	507	162	43,275	74,847	8,323	90	116	30	118	63	134	159	...	82,932	66,655
43 Northeastern Mindanao Mission .....	241	250	58,351	85,365	8,937	47	20	14	191	68	250	351	222	93,301	57,939
44 Southern Mindanao Mission .....	369	182	71,857	105,228	14,556	8	3	...	4	24	2	21	...	119,744	74,789
45 Western Mindanao Conference .....	319	148	41,095	55,471	5,893	1,030	1,685	...	4	67	8	23	...	63,977	43,658
46 Zamboanga Peninsula Mission.....	275	96	28,845	31,279	5,374	18	3	...	12	24	10	339	...	36,289	29,657
Totals.....	2,048	1,036	288,135	431,977	49,780	1,248	1,843	140	344	335	581	1,265	222	482,241	334,412
47 SOUTHEAST ASIA UNION MISSION.....	...	...	...	...	...	...	...	...	...	...	...	...	...	...	...
48 Cambodia Adventist Mission.....	6	28	3,996	6,355	302	...	...	...	...	11	...	...	...	6,646	4,184
49 Peninsular Malaysia Mission.....	28	11	2,834	5,635	115	10	32	...	17	11	2	...	...	5,762	2,080
50 Sabah Mission.....	145	83	18,583	30,971	398	4	5	...	17	8	5	1	...	31,347	18,372
51 Sarawak Mission.....	98	61	7,479	18,174	512	2	2	...	1	18	2	...	...	18,669	7,740
52 Singapore Conference .....	8	1	1,374	2,948	45	7	443	...	436	4	...	...	...	3,003	687
53 Thailand Mission .....	52	74	10,649	14,949	392	52	219	...	111	22	55	288	...	15,136	9,436
54 Vietnam Mission .....	15	133	4,477	11,593	431	...	...	...	...	1	...	...	...	12,023	5,196
55 Lao Attached Field .....	4	10	844	1,279	139	...	3	...	...	...	112	...	...	1,309	769
Totals.....	356	401	50,235	91,904	2,334	75	704	...	582	75	176	289	...	93,895	48,462

# STATISTICAL REPORT FOR 2015

Conference or Mission	Churches, Companies, and Church Membership														
1	2a	2b	3a	3b	4a	4b	4c	4d	5a	5b	5c	5d	5e	6	16
Conference or Mission	Churches	Companies	Church Attendance Average	Church Membership at Beginning of Year	Members Added				Members Subtracted					Church Membership at End of Year	Sabbath School Attendance Average
					Baptisms	Professions of Faith	Letters Received	Adjustments	Letters Granted	Deaths	Dropped	Missing	Adjustments		

## SOUTHERN ASIA-PACIFIC DIVISION (CONT'D)

56 WEST INDONESIA UNION MISSION	...	...	...	...	...	...	...	...	...	...	...	...	...	...	...
57 Central Java Mission	35	27	3,650	4,161	316	8	14	...	...	41	...	...	157	4,301	2,848
58 Central Sumatra Mission	102	56	4,808	6,252	456	...	19	...	18	5	2	...	...	6,702	4,588
59 East Java Conference	71	33	4,126	8,056	367	3	28	22	13	37	3	21	97	8,305	3,438
60 East Kalimantan Mission	49	36	3,036	4,500	266	3	19	...	22	10	8	3	...	4,745	2,487
61 Jakarta Conference	166	35	24,791	26,527	3,095	92	221	34	136	32	...	320	79	29,402	26,005
62 North Sumatra Mission	194	36	9,687	14,456	1,448	5	15	2	160	26	68	42	148	15,482	9,741
63 Nusa Tenggara Mission	85	27	4,796	7,967	404	...	...	...	...	19	...	...	120	8,232	4,644
64 South Sumatra Mission	71	48	1,963	7,663	318	...	8	...	8	15	...	...	...	7,966	1,828
65 West Java Conference	43	8	8,154	9,255	379	...	10	2	5	26	59	...	...	9,556	10,981
66 West Kalimantan Attached District	19	65	1,939	5,245	476	...	...	...	...	9	21	30	...	5,661	1,942
<b>Totals</b>	<b>835</b>	<b>371</b>	<b>66,949</b>	<b>94,082</b>	<b>7,525</b>	<b>111</b>	<b>334</b>	<b>60</b>	<b>362</b>	<b>220</b>	<b>161</b>	<b>416</b>	<b>601</b>	<b>100,352</b>	<b>68,500</b>
67 ATTACHED FIELDS															
68 Sri Lanka Mission of SDA	37	22	1,463	2,866	155	...	...	...	...	3	...	...	...	3,018	1,423
69 Timor-Leste Mission	1	2	298	522	15	...	2	...	...	1	7	...	6	525	257
<b>Totals</b>	<b>38</b>	<b>24</b>	<b>1,761</b>	<b>3,388</b>	<b>170</b>	<b>...</b>	<b>2</b>	<b>...</b>	<b>...</b>	<b>4</b>	<b>7</b>	<b>...</b>	<b>6</b>	<b>3,543</b>	<b>1,680</b>
70 SOUTHERN ASIA-PACIFIC DIVISION															
71 Bangladesh Union Mission	123	291	16,486	29,839	1,580	3	...	...	...	28	696	1,374	...	29,324	19,831
72 Central Philippine Union Conference	1,246	540	53,775	161,089	10,060	63	49	191	48	359	246	286	6	170,507	48,926
73 East Indonesia Union Conference	852	254	84,940	108,734	3,858	18	2,765	241	2,748	222	58	86	3	112,499	76,883
74 Myanmar Union Mission	232	101	17,794	29,157	1,312	37	69	232	81	127	56	42	62	30,439	18,290
75 North Philippine Union Conference	1,411	490	170,284	325,603	16,723	346	462	...	496	358	529	464	5,552	335,735	160,963
76 Pakistan Union Section	118	120	3,740	9,310	834	336	57	617	4	36	40	6	128	10,940	3,303
77 South Philippine Union Conference	2,048	1,036	288,135	431,977	49,780	1,248	1,843	140	344	335	581	1,265	222	482,241	334,412
78 Southeast Asia Union Mission	356	401	50,235	91,904	2,334	75	704	...	582	75	176	289	...	93,895	48,462
79 West Indonesia Union Mission	835	371	66,949	94,082	7,525	111	334	60	362	220	161	416	601	100,352	68,500
80 Attached Fields	38	24	1,761	3,388	170	...	2	...	...	4	7	...	6	3,543	1,680
<b>DIVISION TOTALS</b>	<b>7,259</b>	<b>3,628</b>	<b>754,096</b>	<b>1,285,083</b>	<b>94,176</b>	<b>2,237</b>	<b>6,285</b>	<b>1,481</b>	<b>4,665</b>	<b>1,764</b>	<b>2,550</b>	<b>4,228</b>	<b>6,580</b>	<b>1,369,475</b>	<b>781,249</b>

## TRANS-EUROPEAN DIVISION

1 ADRIATIC UNION CONFERENCE	...	...	...	...	...	...	...	...	...	...	...	...	...	...	...
2 Albanian Mission of SDA	5	2	184	408	25	...	...	...	...	...	...	...	...	433	169
3 Croatian Conference	78	11	1,653	2,785	63	3	19	...	22	42	11	...	3	2,792	1,569
4 Slovenian Conference	15	2	347	550	17	...	5	...	3	5	1	...	...	563	340
<b>Totals</b>	<b>98</b>	<b>15</b>	<b>2,184</b>	<b>3,743</b>	<b>105</b>	<b>3</b>	<b>24</b>	<b>...</b>	<b>25</b>	<b>47</b>	<b>12</b>	<b>...</b>	<b>3</b>	<b>3,788</b>	<b>2,078</b>
5 BALTIC UNION CONFERENCE	...	...	...	...	...	...	...	...	...	...	...	...	...	...	...
6 Estonian Conference	19	...	691	1,530	15	1	13	...	12	28	15	10	1	1,493	607
7 Latvian Conference	52	2	1,780	3,953	57	5	53	...	50	74	23	...	4	3,917	1,663
8 Lithuanian Conference	18	8	300	833	12	1	3	31	9	7	52	...	33	779	278
<b>Totals</b>	<b>89</b>	<b>10</b>	<b>2,771</b>	<b>6,316</b>	<b>84</b>	<b>7</b>	<b>69</b>	<b>31</b>	<b>71</b>	<b>109</b>	<b>90</b>	<b>10</b>	<b>38</b>	<b>6,189</b>	<b>2,548</b>
9 BRITISH UNION CONFERENCE	...	...	...	...	...	...	...	...	...	...	...	...	...	...	...
10 Irish Mission	10	5	402	782	22	8	17	3	13	4	...	4	2	809	273
11 North England Conference	94	10	1,956	10,033	242	29	170	30	112	63	15	2	...	10,312	1,399
12 Scottish Mission	8	4	338	612	20	5	21	7	17	10	...	...	1	637	282
13 South England Conference	154	18	3,333	23,309	438	61	224	120	146	98	35	70	27	23,776	2,008
14 Welsh Mission	12	4	376	594	8	2	23	1	9	6	...	...	5	608	324
<b>Totals</b>	<b>278</b>	<b>41</b>	<b>6,403</b>	<b>35,330</b>	<b>730</b>	<b>105</b>	<b>455</b>	<b>161</b>	<b>297</b>	<b>181</b>	<b>50</b>	<b>76</b>	<b>35</b>	<b>36,142</b>	<b>4,285</b>
15 DANISH UNION OF CHURCHES CONF	45	1	...	2,478	24	3	19	...	3	33	24	...	...	2,464	...
16 FINLAND UNION OF CHURCHES CONF	62	7	1,730	4,858	52	30	30	...	12	79	42	5	...	4,832	1,674
17 HUNGARIAN UNION CONFERENCE	...	...	...	...	...	...	...	...	...	...	...	...	...	...	...
18 Duna Conference	58	11	2,282	2,619	69	393	92	...	84	61	4	24	...	3,000	1,466
19 Tisza Conference	61	12	576	2,034	28	295	26	...	53	36	32	8	...	2,254	399
<b>Totals</b>	<b>119</b>	<b>23</b>	<b>2,857</b>	<b>4,653</b>	<b>97</b>	<b>688</b>	<b>118</b>	<b>...</b>	<b>137</b>	<b>97</b>	<b>36</b>	<b>32</b>	<b>...</b>	<b>5,254</b>	<b>1,865</b>
20 NETHERLANDS UNION CONFERENCE	58	16	...	5,706	99	16	90	29	96	64	20	4	20	5,736	...
21 NORWEGIAN UNION CONFERENCE	...	...	...	...	...	...	...	...	...	...	...	...	...	...	...
22 East Norway Conference	35	...	1,011	2,866	30	29	66	1	61	36	12	...	...	2,883	747
23 North Norway Conference	14	...	149	484	13	...	7	...	7	7	8	...	...	482	135
24 West Norway Conference	13	2	320	1,165	18	2	34	...	11	9	8	...	...	1,191	199
<b>Totals</b>	<b>62</b>	<b>2</b>	<b>1,480</b>	<b>4,515</b>	<b>61</b>	<b>31</b>	<b>107</b>	<b>1</b>	<b>79</b>	<b>52</b>	<b>28</b>	<b>...</b>	<b>...</b>	<b>4,556</b>	<b>1,081</b>
25 POLISH UNION CONFERENCE	...	...	...	...	...	...	...	...	...	...	...	...	...	...	...
26 East Polish Conference	32	14	1,275	1,986	44	4	42	...	45	16	5	22	26	1,962	1,183
27 South Polish Conference	50	4	770	2,118	33	5	33	...	32	30	4	2	...	2,121	790
28 West Polish Conference	34	13	1,026	1,736	59	1	24	1	25	20	6	20	2	1,748	934
<b>Totals</b>	<b>116</b>	<b>31</b>	<b>3,070</b>	<b>5,840</b>	<b>136</b>	<b>10</b>	<b>99</b>	<b>1</b>	<b>102</b>	<b>66</b>	<b>15</b>	<b>44</b>	<b>28</b>	<b>5,831</b>	<b>2,907</b>

GENERAL STATISTICS BY DIVISIONS FOR 2015

Conference or Mission	Churches, Companies, and Church Membership														
	2a	2b	3a	3b	4a	4b	4c	4d	5a	5b	5c	5d	5e	6	16
	Churches	Companies	Church Attendance Average	Church Membership at Beginning of Year	Members Added				Members Subtracted					Church Membership at End of Year	Sabbath School Attendance Average
Baptisms					Professions of Faith	Letters Received	Adjustments	Letters Granted	Deaths	Dropped	Missing	Adjustments			

TRANS-EUROPEAN DIVISION (CONT'D)

29 SOUTH-EAST EUROPEAN UNION CONF	...	...	...	...	...	...	...	...	...	...	...	...	...	...	...
30 Macedonian Mission	15	8	375	544	10	2	6	...	5	13	3	...	...	541	351
31 North Conference	88	...	2,445	3,545	31	7	39	...	37	64	16	10	...	3,495	2,380
32 South Conference	84	...	1,980	3,160	33	5	48	...	50	64	10	2	...	3,120	1,818
33 West Conference	23	...	241	598	10	...	3	...	3	5	2	...	...	601	232
Totals	210	8	5,041	7,847	84	14	96	...	95	146	31	12	...	7,757	4,781
34 SWEDISH UNION OF CHURCHES CONF	33	4	1,056	2,793	52	11	33	...	17	31	13	...	...	2,828	753
35 ATTACHED FIELDS	...	...	...	...	...	...	...	...	...	...	...	...	...	...	...
36 Cyprus Section	2	...	93	87	9	1	...	...	...	...	...	7	...	90	83
37 Greek Mission	11	9	329	438	21	22	1	...	10	5	4	21	...	442	289
38 Iceland Conference	6	1	163	477	5	...	3	...	2	5	2	...	1	475	142
Totals	19	10	584	1,002	35	23	4	...	12	10	6	28	1	1,007	514
39 TRANS-EUROPEAN DIVISION	...	...	...	...	...	...	...	...	...	...	...	...	...	...	...
40 Adriatic Union Conference	98	15	2,184	3,743	105	3	24	...	25	47	12	...	3	3,788	2,078
41 Baltic Union Conference	89	10	2,771	6,316	84	7	69	31	71	109	90	10	38	6,189	2,548
42 British Union Conference	278	41	6,403	35,330	730	105	455	161	297	181	50	76	35	36,142	4,285
43 Danish Union of Churches Conference	45	1	...	2,478	24	3	19	...	3	33	24	...	...	2,464	...
44 Finland Union of Churches Conference	62	7	1,730	4,858	52	30	30	...	12	79	42	5	...	4,832	1,674
45 Hungarian Union Conference	119	23	2,857	4,653	97	688	118	...	137	97	36	32	...	5,254	1,865
46 Netherlands Union Conference	58	16	...	5,706	99	16	90	29	96	64	20	4	20	5,736	...
47 Norwegian Union Conference	62	2	1,480	4,515	61	31	107	1	79	52	28	...	...	4,556	1,081
48 Polish Union Conference	116	31	3,070	5,840	136	10	99	1	102	66	15	44	28	5,831	2,907
49 South-East European Union Conference	210	8	5,041	7,847	84	14	96	...	95	146	31	12	...	7,757	4,781
50 Swedish Union of Churches Conference	33	4	1,056	2,793	52	11	33	...	17	31	13	...	...	2,828	753
51 Attached Fields	19	10	584	1,002	35	23	4	...	12	10	6	28	1	1,007	514
DIVISION TOTALS	1,189	168	27,173	85,081	1,559	941	1,144	223	946	915	367	211	125	86,384	22,482

WEST-CENTRAL AFRICA DIVISION

1 CAMEROON UNION MISSION	...	...	...	...	...	...	...	...	...	...	...	...	...	...	...
2 Central-South Cameroon Conference	334	196	20,041	28,818	1,841	26	337	726	58	110	250	814	831	29,685	16,152
3 East Cameroon Mission	217	182	9,851	18,435	2,183	25	142	53	195	191	373	518	237	19,324	9,315
4 North Cameroon Conference	295	111	13,679	36,554	2,729	11	185	99	21	18	159	88	245	39,047	12,266
5 West Cameroon Mission	63	21	...	4,963	497	2	16	...	5	21	5	...	...	5,447	...
Totals	909	510	43,571	88,770	7,250	64	680	878	279	340	787	1,420	1,313	93,503	37,732
6 CENTRAL AFRICAN UNION MISSION	...	...	...	...	...	...	...	...	...	...	...	...	...	...	...
7 Central African Republic Mission	51	45	...	6,215	194	5	...	...	...	18	...	9	...	6,387	...
8 Chad Mission	42	14	323	2,303	134	3	11	2	...	17	6	26	...	2,404	588
9 Equatorial Guinea Mission	6	18	...	1,202	105	10	5	...	...	...	...	...	...	1,322	...
10 Gabon Mission	18	10	22	2,942	144	10	7	17	6	1	27	45	...	3,041	...
11 Republic of Congo Attached Mission Station	16	2	178	746	47	6	17	2	9	...	...	1	15	793	255
Totals	133	89	523	13,408	624	34	40	21	15	36	33	81	15	13,947	843
12 EASTERN NIGERIA UNION CONFERENCE	...	...	...	...	...	...	...	...	...	...	...	...	...	...	...
13 Aba East Conference	95	31	15,591	22,671	891	4	380	22	198	123	60	75	...	23,512	15,553
14 Aba North Conference	83	36	17,064	22,045	583	6	59	223	81	111	102	101	...	22,521	16,029
15 Aba South Conference	83	53	11,004	19,696	1,143	19	170	171	290	184	31	13	...	20,681	10,202
16 Abia North-Central Conference	41	63	5,742	8,616	315	1	379	158	468	60	6	...	200	8,735	5,713
17 Akwa Ibom Conference	14	46	2,217	...	166	5	3,606	...	7	14	2	2	...	3,752	2,182
18 Anambra Mission	16	22	1,247	...	408	4	1,186	...	1	2	3	...	...	1,592	1,234
19 Bayelsa Mission	7	20	882	...	181	2	1,048	...	1	...	1	...	...	1,229	847
20 Cross River Conference	7	20	940	5,317	137	4	...	...	3,593	...	...	...	...	1,865	939
21 Ebonyi Conference	34	32	2,784	...	426	...	5,889	...	83	32	44	24	...	6,132	2,643
22 Enugu Conference	13	31	976	7,030	170	...	51	88	5,903	4	...	...	...	1,432	927
23 Imo Conference	70	51	3,043	5,917	363	...	30	...	1,180	3	3	12	...	5,112	2,860
24 Port Harcourt Conference	80	26	11,924	20,678	994	17	529	988	5,143	81	7	12	...	17,963	11,433
25 Rivers East Conference	32	16	3,338	...	439	4	5,134	...	23	60	...	...	...	5,494	3,170
26 Rivers West Conference	82	77	10,196	15,216	441	2	3	...	1,006	4	...	...	...	14,652	9,900
Totals	657	524	86,946	127,186	6,657	68	18,464	1,650	17,977	678	259	239	200	134,672	83,630
27 EASTERN SAHEL UNION MISSION	...	...	...	...	...	...	...	...	...	...	...	...	...	...	...
28 Benin Mission	22	59	2,898	2,924	492	2	...	30	1	2	1	...	...	3,444	2,619
29 Burkina Faso Mission	11	63	1,165	4,208	174	...	...	...	...	4	...	...	2,852	1,526	997
30 Cote d'Ivoire Conference	72	76	4,710	5,633	580	6	...	679	...	13	...	...	...	6,885	4,496
31 Niger Mission Station	2	7	81	263	16	...	...	...	1	1	25	119	...	133	86
32 Togo Mission	48	95	7,556	7,050	705	4	17	17	31	20	141	23	201	7,377	7,117
Totals	155	300	16,409	20,078	1,967	12	17	726	33	40	167	142	3,053	19,365	15,314

# STATISTICAL REPORT FOR 2015

Conference or Mission	Churches, Companies, and Church Membership														
1	2a	2b	3a	3b	4a	4b	4c	4d	5a	5b	5c	5d	5e	6	16
Conference or Mission	Churches	Companies	Church Attendance Average	Church Membership at Beginning of Year	Members Added				Members Subtracted					Church Membership at End of Year	Sabbath School Attendance Average
					Baptisms	Professions of Faith	Letters Received	Adjustments	Letters Granted	Deaths	Dropped	Missing	Adjustments		

## WEST-CENTRAL AFRICA DIVISION (CONT'D)

33	NORTHERN GHANA UNION MISSION	...	...	...	...	...	...	...	...	...	...	...	...	...	...	
34	Ashanti Central Ghana Conference	54	47	7,608	...	1,523	4	13,657	2	551	72	8	...	3	14,552	7,276
35	Ashanti South Ghana Conference	132	159	11,615	...	2,395	15	19,923	316	169	107	13	1	57	22,302	9,859
36	Central Ghana Conference	67	123	8,790	54,991	1,204	16	144	...	42,516	52	25	1	...	13,761	7,565
37	Green View Ghana Conference	41	78	2,364	...	764	2	10,207	...	3,409	82	37	101	...	7,344	1,631
38	Mid-Central Ghana Conference	57	45	16,102	...	1,520	10	21,164	103	3,675	92	8	38	...	18,984	15,664
39	Mid-North Ghana Conference	90	129	7,624	...	2,180	6	23,973	2	300	106	21	17	374	25,343	14,186
40	Mid-West Ghana Conference	73	103	7,624	45,911	1,433	26	31	...	30,098	46	3	...	...	17,254	8,915
41	Mountain View Ghana Conference	95	86	19,592	...	1,900	9	24,823	...	185	213	2	...	...	26,332	17,675
42	North Ghana Mission	16	78	4,337	6,672	284	36	37	83	30	22	27	93	...	6,940	3,814
43	South Central Ghana Conference	80	107	7,863	46,858	1,945	34	927	...	33,735	109	40	36	...	15,844	7,047
	Totals	705	955	93,517	154,432	15,148	158	114,886	506	114,668	901	184	287	434	168,656	93,630
44	NORTHERN NIGERIA UNION CONF	...	...	...	...	...	...	...	...	...	...	...	...	...	...	...
45	North Central Nigeria Conference	39	97	5,774	6,893	630	43	153	...	110	36	3	5	...	7,565	5,706
46	North East Nigeria Conference	94	87	17,251	15,752	1,082	46	203	5	153	67	44	58	...	16,766	17,680
47	North West Nigeria Conference	91	114	15,695	14,379	685	29	168	7	168	77	15	40	...	14,968	16,282
	Totals	224	298	38,719	37,024	2,397	118	524	12	431	180	62	103	...	39,299	39,668
48	SOUTHERN GHANA UNION CONFERENCE	...	...	...	...	...	...	...	...	...	...	...	...	...	...	...
49	East Ghana Conference	166	271	18,701	22,732	3,084	129	213	106	101	124	22	3	123	25,891	14,455
50	Mid-South Ghana Conference	133	318	13,476	...	2,549	537	20,275	...	110	116	18	577	...	22,540	12,067
51	South Ghana Conference	146	120	25,879	53,225	3,719	117	655	...	20,745	129	26	31	...	36,785	22,695
52	South West Ghana Conference	286	328	14,385	31,394	4,316	445	705	...	633	123	29	...	50	36,025	12,501
	Totals	731	1,037	72,441	107,351	13,668	1,228	21,848	106	21,589	492	95	611	173	121,241	61,716
53	WEST AFRICAN UNION MISSION	...	...	...	...	...	...	...	...	...	...	...	...	...	...	...
54	Central Liberia Mission	35	40	...	4,594	...	...	...	...	...	...	...	...	...	4,594	...
55	Guinea Mission Station	2	26	...	1,801	...	...	...	...	...	...	...	...	...	1,801	...
56	Sierra Leone Mission	50	101	1,570	11,384	230	...	...	...	45	3	31	2,540	...	8,995	1,499
57	South-East Liberia Mission	18	16	...	1,358	316	8	...	...	18	...	...	...	...	1,664	...
58	South-West Liberia Conference	18	11	...	9,882	1,226	...	...	1,165	...	4	...	15	...	12,254	...
	Totals	123	194	1,570	29,019	1,772	8	...	1,165	...	67	3	46	2,540	29,308	1,499
59	WESTERN NIGERIA UNION CONFERENCE	...	...	...	...	...	...	...	...	...	...	...	...	...	...	...
60	Delta Conference	27	69	5,233	5,499	377	...	11	...	9	77	...	...	...	5,801	5,258
61	Edo Conference	22	41	2,493	2,416	274	...	143	...	1	7	...	...	...	2,825	2,076
62	Ekiti Conference	31	39	244	6,621	256	...	1,551	...	...	...	...	...	...	8,428	244
63	Kogi Region	7	28	...	588	37	1	...	...	...	...	...	...	...	626	...
64	Kwara Conference	25	33	1,856	1,954	282	...	...	9	...	...	...	...	...	2,245	1,835
65	Lagos Atlantic Conference	22	23	3,297	5,108	165	...	...	...	...	...	...	...	201	5,072	3,265
66	Lagos Mainland Conference	35	32	9,377	5,989	221	...	564	...	...	...	...	...	...	6,774	7,924
67	Ogun Conference	22	53	5,074	6,775	631	5	169	...	1	...	...	...	...	7,579	4,574
68	Ondo Mission	17	42	1,621	1,743	140	1	4	2	2	...	...	...	147	1,741	1,676
69	Osun Conference	27	54	...	4,268	243	...	...	...	4	...	...	...	28	4,479	...
70	Oyo Conference	32	44	3,148	3,428	288	...	127	...	3	...	3	...	...	3,837	2,937
	Totals	267	458	32,340	44,389	2,914	7	2,569	11	12	92	...	3	376	49,407	29,787
71	WESTERN SAHEL UNION MISSION	...	...	...	...	...	...	...	...	...	...	...	...	...	...	...
72	Cabo Verde Conference	32	31	...	7,891	405	...	...	...	5	5	56	...	...	8,230	...
73	Gambia Mission Station	5	8	250	287	12	2	1	...	2	3	2	...	...	295	211
74	Guinea-Bissau Mission	6	14	478	2,959	96	...	...	...	...	...	...	...	...	3,055	442
75	Mali Mission	5	21	401	1,639	53	...	...	...	...	...	...	...	...	1,692	391
76	Senegal/Mauritania Mission	6	5	...	631	16	3	...	...	...	2	...	...	...	648	...
	Totals	54	79	1,129	13,407	582	5	1	...	7	10	58	...	...	13,920	1,043
77	WEST-CENTRAL AFRICA DIVISION	...	...	...	...	...	...	...	...	...	...	...	...	...	...	...
78	Cameroon Union Mission	909	510	43,571	88,770	7,250	64	680	878	279	340	787	1,420	1,313	93,503	37,732
79	Central African Union Mission	133	89	523	13,408	624	34	40	21	15	36	33	81	15	13,947	843
80	Eastern Nigeria Union Conference	657	524	86,946	127,186	6,657	68	18,464	1,650	17,977	678	259	239	200	134,672	83,630
81	Eastern Sahel Union Mission	155	300	16,409	20,078	1,967	12	17	726	33	40	167	142	3,053	19,365	15,314
82	Northern Ghana Union Mission	705	955	93,517	154,432	15,148	158	114,886	506	114,668	901	184	287	434	168,656	93,630
83	Northern Nigeria Union Conference	224	298	38,719	37,024	2,397	118	524	12	431	180	62	103	...	39,299	39,668
84	Southern Ghana Union Conference	731	1,037	72,441	107,351	13,668	1,228	21,848	106	21,589	492	95	611	173	121,241	61,716
85	West African Union Mission	123	194	1,570	29,019	1,772	8	...	1,165	...	67	3	46	2,540	29,308	1,499
86	Western Nigeria Union Conference	267	458	32,340	44,389	2,914	7	2,569	11	12	92	...	3	376	49,407	29,787
87	Western Sahel Union Mission	54	79	1,129	13,407	582	5	1	...	7	10	58	...	...	13,920	1,043
	DIVISION TOTALS	3,958	4,444	387,163	635,064	52,979	1,702	159,029	5,075	155,011	2,836	1,648	2,932	8,104	683,318	364,860

## GENERAL STATISTICS BY DIVISIONS FOR 2015

Conference or Mission	Churches, Companies, and Church Membership														
	1	2a	2b	3a	3b	4a	4b	4c	4d	5a	5b	5c	5d	5e	6
Conference or Mission	Churches	Companies	Church Attendance Average	Church Membership at Beginning of Year	Members Added				Members Subtracted					Church Membership at End of Year	Sabbath School Attendance Average
					Baptisms	Professions of Faith	Letters Received	Adjustments	Letters Granted	Deaths	Dropped	Missing	Adjustments		

## ATTACHED TO THE GENERAL CONFERENCE

1 MIDDLE EAST & NORTH AFRICA UN MISS . . . . .	...	...	...	...	...	...	...	...	...	...	...	...	...	...	...	...	...
2 East Mediterranean Region . . . . .	7	2	365	558	4	...	...	...	...	3	...	...	...	...	559	330	
3 Egypt-Sudan Field . . . . .	18	10	349	846	7	...	2	...	...	2	...	...	...	...	853	335	
4 Gulf Field . . . . .	16	5	1,887	1,493	66	13	164	53	84	1	2	...	33	1,669	1,321	...	
5 Iran Section . . . . .	...	...	...	99	...	...	...	...	99	...	...	...	...	...	...	...	
6 Maghreb Region . . . . .	5	3	...	295	...	...	...	...	...	...	...	...	...	...	295	...	
7 Turkey-Iran Field* . . . . .	4	...	174	132	30	...	107	...	1	...	...	...	...	...	268	153	
Totals . . . . .	50	20	2,774	3,423	107	13	273	53	184	6	2	...	33	3,644	2,139	...	

\*During 2015 the Iran Section merged with the Turkey-North Cyprus Field, creating the Turkey-Iran Field.

1 ISRAEL FIELD . . . . .	11	9	595	831	26	...	14	...	97	3	3	68	...	700	576	...
--------------------------	----	---	-----	-----	----	-----	----	-----	----	---	---	----	-----	-----	-----	-----

## WORLD SUMMARY

1 East-Central Africa Division . . . . .	14,245	11,077	2,412,719	3,046,313	248,025	8,672	96,567	17,314	108,712	5,777	15,328	19,503	42,117	3,225,454	2,155,332	...
2 Euro-Asia Division . . . . .	1,821	947	79,617	114,879	2,887	242	2,860	138	3,227	2,100	1,862	144	306	113,367	76,815	...
3 Inter-American Division . . . . .	13,157	8,260	844,112	3,608,385	170,805	4,122	73,932	2,563	81,585	12,720	53,808	77,861	18,275	3,615,558	747,310	...
4 Inter-European Division . . . . .	2,547	560	80,436	178,460	3,807	402	4,104	111	3,959	2,459	1,113	219	303	178,831	69,858	...
5 North American Division . . . . .	5,484	845	167,780	1,201,366	30,832	5,997	31,868	778	30,010	7,974	3,702	9,351	1,407	1,218,397	113,437	...
6 Northern Asia-Pacific Division . . . . .	2,069	3,689	64,169	688,106	15,837	3,024	650	49	471	1,776	57	2,296	32	703,034	51,996	...
7 South American Division . . . . .	12,788	13,821	...	2,329,245	244,431	9,438	140,038	899	140,063	12,315	105,296	50,296	5,503	2,410,578	...	...
8 South Pacific Division . . . . .	2,063	3,868	116,441	429,136	21,823	4,508	2,317	399	1,529	1,511	1,281	8,166	106	445,590	112,358	...
9 Southern Africa-Indian Ocean Division . . . . .	10,484	13,488	1,167,722	3,346,372	266,360	1,791	379,964	2,513	386,156	6,290	16,327	12,033	62,125	3,514,069	995,751	...
10 Southern Asia Division . . . . .	4,427	5,085	804,609	1,527,238	32,509	15	23	17	12	706	307	738	...	1,558,039	759,834	...
11 Southern Asia-Pacific Division . . . . .	7,259	3,628	754,096	1,285,083	94,176	2,237	6,285	1,481	4,665	1,764	2,550	4,228	6,580	1,369,475	781,249	...
12 Trans-European Division . . . . .	1,189	168	27,173	85,081	1,559	941	1,144	223	946	915	367	211	125	86,384	22,482	...
13 West-Central Africa Division . . . . .	3,958	4,444	387,163	635,064	52,979	1,702	159,029	5,075	155,011	2,836	1,648	2,932	8,104	683,318	364,860	...
Attached to the General Conference:																
14 Middle East and North Africa Union Mission . . . . .	50	20	2,774	3,423	107	13	273	53	184	6	2	...	33	3,644	2,139	...
15 Israel Field . . . . .	11	9	595	831	26	...	14	...	97	3	3	68	...	700	576	...
WORLD TOTALS 2015 . . . . .	81,552	69,909	...	18,478,982	1,186,163	43,104	899,068	31,613	916,627	59,152	203,651	188,046	145,016	19,126,438	...	...
WORLD TOTALS 2014 . . . . .	78,810	69,213	...	18,143,745	1,127,978	39,528	365,498	181,188	378,829	55,901	243,863	257,267	443,095	18,478,982	...	...
Net Increase (Decrease) . . . . .	2,742	696	...	335,237	58,185	3,576	533,570 (149,575)	537,798	3,251 (40,212)	(69,221)	(298,079)	647,456	...	...	...	...

Note—Incomplete reporting of church and Sabbath School attendance (columns 3a and 16).

# STATISTICAL REPORT FOR 2014

Conference or Mission	Tithe and Offerings										Per Capita	Basis	17
1	7	8	9	10	11	12a	12b	13	14a	14b	Membership Basis for Per Capita Calculations June 30, 2013	17	
Conference or Mission	Tithe	Tithe Per Capita	World Mission Fund, Including Sabbath School	World Mission Fund Per Capita	Other General Conference Funds	Intradivision Funds	Ingathering Funds	Local Church Funds	Total Tithe and Offerings	Total Tithe and Offerings Per Capita	Membership Basis for Per Capita Calculations June 30, 2013	Sabbath School Mission Offerings	
<b>GENERAL CONFERENCE</b>													
1 General Conference .....	932,347	...	...	...	11,496,330	...	...	...	12,428,677	...	...	...	
2 General Conference Institutions .....	...	...	...	...	...	...	...	...	...	...	...	...	
Totals .....	932,347	...	...	...	11,496,330	...	...	...	12,428,677	...	...	...	
<b>EAST-CENTRAL AFRICA DIVISION</b>													
1 BURUNDI UNION MISSION .....	5,503	...	...	...	...	...	...	...	5,503	...	...	20,782	
2 East Burundi Field .....	80,899	6.66	8,542	0.70	...	1,618	...	21,209	112,268	9.24	12,151	...	
3 North Burundi Field .....	78,108	2.43	6,464	0.20	...	1,562	277	14,045	100,456	3.13	32,079	...	
4 West Burundi Field .....	393,977	6.24	24,122	0.38	...	27,578	436	54,109	500,222	7.93	63,102	...	
Totals .....	558,487	5.20	39,128	0.36	...	30,758	713	89,363	718,449	6.69	107,332	20,782	
5 EAST CONGO UNION MISSION .....	68,847	...	...	...	...	...	...	...	68,847	...	...	12,138	
6 East Katanga Mission .....	...	...	...	...	...	...	...	...	...	...	10,291	...	
7 Maniema Mission .....	...	...	...	...	...	...	...	...	...	...	5,615	...	
8 North Katanga Field .....	114,299	9.97	3,717	0.32	...	2,857	...	9,292	130,165	11.35	11,466	...	
9 South Katanga Field .....	294,072	9.88	17,158	0.58	...	20,585	...	42,896	374,711	12.59	29,769	...	
10 West Katanga Field .....	...	...	...	...	...	...	...	...	...	...	6,651	...	
Totals .....	477,218	7.48	20,875	0.33	...	23,442	...	52,188	573,723	8.99	63,792	12,138	
11 EAST KENYA UNION CONFERENCE .....	19,605	...	...	...	...	...	...	...	19,605	...	...	239,207	
12 Central Kenya Conference .....	5,878,343	59.48	204,474	2.07	...	411,484	...	511,184	7,005,485	70.89	98,822	...	
13 Central Rift Valley Conference .....	858,880	21.29	59,321	1.47	...	60,122	...	148,302	1,126,625	27.93	40,333	...	
14 Kenya Coast Field .....	814,910	48.60	50,092	2.99	...	57,044	...	125,230	1,047,276	62.46	16,768	...	
15 Nyamira Conference .....	1,113,516	9.81	40,083	0.35	...	77,946	...	100,207	1,331,752	11.74	113,473	...	
16 South Kenya Conference .....	1,412,561	9.61	57,465	0.39	...	98,879	...	143,662	1,712,567	11.65	146,973	...	
Totals .....	10,097,815	24.25	411,435	0.99	...	705,475	...	1,028,585	12,243,310	29.40	416,369	239,207	
17 ETHIOPIAN UNION MISSION .....	11,352	...	...	...	...	...	...	...	11,352	...	...	13,131	
18 Central Ethiopia Field .....	458,360	62.29	9,545	1.30	...	32,085	...	23,864	523,854	71.19	7,359	...	
19 Northwest Ethiopia Field .....	31,779	14.97	415	0.20	...	318	...	1,037	33,549	15.80	2,123	...	
20 South East Ethiopia Field .....	76,378	8.93	600	0.07	...	1,146	...	1,501	79,625	9.31	8,550	...	
21 South Ethiopia Field .....	290,449	5.83	7,758	0.16	...	18,879	...	19,396	336,482	6.76	49,806	...	
22 South West Ethiopia Field .....	61,995	4.07	1,072	0.07	...	930	...	2,680	66,677	4.38	15,230	...	
23 West Ethiopia Conference .....	395,424	6.86	2,962	0.05	...	27,680	...	7,405	433,471	7.52	57,636	...	
24 Tigray Attached Mission .....	22,768	62.90	220	0.61	...	228	...	550	23,766	65.65	362	...	
Totals .....	1,348,505	9.56	22,572	0.16	...	81,266	...	56,433	1,508,776	10.70	141,066	13,131	
25 NORTH EAST CONGO UNION MISSION .....	14,458	...	...	...	...	...	...	...	14,458	...	...	38,530	
26 Central Kivu Association .....	713,388	11.15	24,039	0.38	...	49,937	...	60,097	847,461	13.24	63,996	...	
27 Kibali Ituri Mission .....	120,298	17.40	6,838	0.99	...	4,210	...	16,993	148,339	21.45	6,915	...	
28 North Kivu Association .....	674,520	13.12	26,255	0.51	...	47,216	...	61,953	809,944	15.75	51,418	...	
29 South Kivu Field .....	195,882	9.51	6,959	0.34	...	8,815	...	17,398	229,054	11.12	20,599	...	
30 Upper Congo Field .....	72,802	9.01	3,694	0.46	...	1,820	...	9,235	87,551	10.84	8,076	...	
Totals .....	1,791,348	11.86	67,785	0.45	...	111,998	...	165,676	2,136,807	14.15	151,004	38,530	
31 NORTHERN TANZANIA UNION CONF .....	16,395	...	...	...	...	...	...	...	16,395	...	...	375,012	
32 Mara Conference .....	1,029,150	8.52	116,599	0.96	...	72,040	...	291,498	1,509,287	12.49	120,848	...	
33 North-East Tanzania Conference .....	1,557,337	27.31	185,449	3.25	...	109,014	...	463,624	2,315,424	40.60	57,027	...	
34 South Nyanza Conference .....	1,701,422	11.24	246,919	1.63	...	119,100	...	617,297	2,684,738	17.74	151,350	...	
35 West Tanzania Conference .....	605,189	12.33	96,048	1.96	...	42,363	...	240,121	983,721	20.05	49,075	...	
Totals .....	4,909,493	12.98	645,015	1.71	...	342,517	...	1,612,540	7,509,565	19.85	378,300	375,012	
36 RWANDA UNION MISSION .....	18,725	...	...	...	...	...	...	...	18,725	...	...	93,851	
37 Central Rwanda Field .....	513,467	5.38	13,428	0.14	...	35,943	...	33,571	596,409	6.25	95,451	...	
38 East Central Rwanda Conference .....	1,586,510	16.65	53,491	0.56	...	111,056	1,096	133,726	1,885,879	19.79	95,283	...	
39 East Rwanda Field .....	569,403	5.88	19,715	0.20	...	39,858	80	49,287	678,343	7.00	96,853	...	
40 North Rwanda Conference .....	947,534	12.61	24,695	0.33	...	66,327	2,054	61,737	1,102,347	14.67	75,154	...	
41 North-West Rwanda Field .....	811,289	12.13	23,187	0.35	...	56,790	4,276	57,967	953,509	14.25	66,890	...	
42 South Rwanda Field .....	461,065	5.73	13,226	0.16	...	32,275	199	33,064	539,829	6.70	80,516	...	
43 West Rwanda Field .....	659,308	8.99	13,685	0.19	...	46,152	509	34,211	753,865	10.28	73,306	...	
Totals .....	5,567,301	9.54	161,427	0.28	...	388,401	8,214	403,563	6,528,906	11.19	583,453	93,851	
44 SOUTHERN TANZANIA UNION MISSION .....	11,133	...	...	...	...	...	...	...	11,133	...	...	303,956	
45 East Tanzania Conference .....	3,924,844	62.07	377,766	5.97	...	274,739	...	944,414	5,521,763	87.33	63,229	...	
46 Southern Highlands Conference .....	797,457	22.94	145,034	4.17	...	55,822	...	362,585	1,360,898	39.15	34,762		

## GENERAL STATISTICS BY DIVISIONS FOR 2014

Conference or Mission	Tithe and Offerings										Per Capita	
	7	8	9	10	11	12a	12b	13	14a	14b	Basis	17
1	Tithe	Tithe Per Capita	World Mission Fund, including Sabbath School	World Mission Fund Per Capita	Other General Conference Funds	Intradivision Funds	Ingathering Funds	Local Church Funds	Total Tithe and Offerings	Total Tithe and Offerings Per Capita	Membership Basis for Per Capita Calculations June 30, 2013	Sabbath School Mission Offerings
<b>EAST-CENTRAL AFRICA DIVISION (CONT'D)</b>												
54 WEST CONGO UNION MISSION	82,340	...	...	...	...	...	...	...	82,340	...	...	12,022
55 Central Kasai Field	154,179	1.20	1,720	0.01	...	6,167	...	4,300	166,366	1.30	128,010	...
56 Congo Equatorial Field	18,473	8.80	849	0.40	...	185	...	2,123	21,630	10.30	2,100	...
57 East Kasai Field	38,283	2.47	1,072	0.07	...	574	...	2,679	42,608	2.75	15,487	...
58 Lower Congo Field	32,395	10.08	1,243	0.39	...	324	...	3,107	37,069	11.53	3,215	...
59 West Congo Field	356,119	22.83	13,519	0.87	...	24,928	...	33,799	428,365	27.46	15,601	...
60 West Kasai Field	127,131	1.19	2,274	0.02	...	3,814	...	5,685	138,904	1.30	106,566	...
Totals	808,920	2.99	20,677	0.08	...	35,992	...	51,693	917,282	3.39	270,979	12,022
61 WEST KENYA UNION CONF	10,755	...	...	...	...	...	...	...	10,755	...	...	78,013
62 Central Nyanza Field	950,820	20.92	9,303	0.20	...	66,557	...	23,259	1,049,939	23.10	45,458	...
63 Kenya Lake Conference	1,698,515	18.15	16,494	0.18	...	118,896	...	41,236	1,875,141	20.04	93,593	...
64 Ranen Conference	1,697,993	13.67	16,055	0.13	...	118,860	...	40,138	1,873,046	15.07	124,258	...
65 Western Kenya Conference	1,813,531	22.90	92,328	1.17	...	126,947	...	230,819	2,263,625	28.58	79,204	...
Totals	6,171,614	18.02	134,180	0.39	...	431,260	...	335,452	7,072,506	20.65	342,513	78,013
66 ATTACHED FIELDS	...	...	...	...	...	...	...	...	...	...	...	...
67 Eritrea Mission Field	32,152	61.13	844	1.60	...	322	...	2,111	35,429	67.36	526	491
68 Greater Bahr el Ghazal Field	49,183	12.77	1,213	0.32	...	492	...	3,033	53,921	14.01	3,850	875
69 Greater Equatoria Field	458,852	49.53	9,309	1.00	...	32,120	...	23,272	523,553	56.51	9,264	5,214
70 Greater Upper Nile Field	28,275	3.91	1,081	0.15	...	424	...	2,702	32,822	4.49	7,227	765
Totals	568,462	27.24	12,447	0.60	...	33,358	...	31,118	645,385	30.93	20,867	7,345
71 EAST-CENTRAL AFRICA DIVISION	172,369	...	...	...	...	...	...	...	172,369	...	...	237
72 Burundi Union Mission	558,487	5.20	39,128	0.36	...	30,758	713	89,363	718,449	6.69	107,332	20,782
73 East Congo Union Mission	477,218	7.48	20,875	0.33	...	23,442	...	52,188	573,723	8.99	63,792	12,138
74 East Kenya Union Conference	10,097,815	24.25	411,435	0.99	...	705,475	...	1,028,585	12,243,310	29.40	416,369	239,207
75 Ethiopian Union Mission	1,348,505	9.56	22,572	0.16	...	81,266	...	56,433	1,508,776	10.70	141,066	13,131
76 North East Congo Union Mission	1,791,348	11.86	67,785	0.45	...	111,998	...	165,676	2,136,807	14.15	151,004	38,530
77 Northern Tanzania Union Conference	4,909,493	12.98	645,015	1.71	...	342,517	...	1,612,540	7,509,565	19.85	378,300	375,012
78 Rwanda Union Mission	5,567,301	9.54	161,427	0.28	...	388,401	8,214	403,563	6,528,906	11.19	583,453	93,851
79 Southern Tanzania Union Mission	4,733,434	48.30	522,800	5.34	...	330,561	...	1,306,999	6,893,794	70.35	97,991	303,956
80 Uganda Union Mission	2,803,713	10.74	188,393	0.72	...	174,426	...	412,299	3,578,831	13.71	261,001	95,884
81 West Congo Union Mission	808,920	2.99	20,677	0.08	...	35,992	...	51,693	917,282	3.39	270,979	12,022
82 West Kenya Union Conference	6,171,614	18.02	134,180	0.39	...	431,260	...	335,452	7,072,506	20.65	342,513	78,013
83 Attached Fields	568,462	27.24	12,447	0.60	...	33,358	...	31,118	645,385	30.93	20,867	7,345
DIVISION TOTALS	40,008,679	14.11	2,246,734	0.79	...	2,689,454	8,927	5,545,909	50,499,703	17.82	2,834,667	1,290,108
<b>EURO-ASIA DIVISION</b>												
1 BELARUS UN OF CHURCHES CONF	873,353	215.96	32,504	8.04	...	31,494	...	94,482	1,031,833	255.15	4,044	18,311
2 CAUCASUS UNION MISSION	...	...	...	...	...	...	...	...	...	...	...	55,852
3 Kubano-Chernomorskaya Conference	1,299,766	418.47	37,372	12.03	...	36,141	...	108,423	1,481,702	477.05	3,106	...
4 North Caucasus Mission	783,548	445.70	28,694	16.32	...	26,912	...	80,736	919,890	523.26	1,758	...
5 Rostov-Kalmykia Conference	1,174,428	428.62	36,779	13.42	3	33,011	...	99,033	1,343,254	490.24	2,740	...
Totals	3,257,742	428.42	102,845	13.53	3	96,064	...	288,192	3,744,846	492.48	7,604	55,852
6 EAST RUSSIAN UNION MISSION	15,051	...	...	...	...	...	...	...	15,051	...	...	22,144
7 Central Siberian Mission	624,912	345.64	19,615	10.85	50	19,365	...	58,095	722,037	399.36	1,808	...
8 East Siberian Mission	715,979	350.97	16,552	8.11	...	12,538	...	37,614	782,683	383.67	2,040	...
9 West Siberian Mission	445,438	379.74	6,237	5.32	...	6,184	...	18,552	476,411	406.15	1,173	...
Totals	1,801,380	358.77	42,404	8.45	50	38,087	...	114,261	1,996,182	397.57	5,021	22,144
10 FAR EASTERN UN OF CHURCHES MISS	1,333,867	578.68	57,016	24.74	...	36,937	...	110,811	1,538,631	667.52	2,305	21,475
11 MOLDOVA UN OF CHURCHES CONF	1,829,031	186.01	41,541	4.22	...	38,475	...	115,425	2,024,472	205.89	9,833	22,369
12 SOUTHERN UNION MISSION	...	...	...	...	...	...	...	...	...	...	...	5
13 Kyrgyzstan Mission	152,143	200.98	8,986	11.87	...	8,959	...	26,877	196,965	260.19	757	...
14 Northern Kazakhstan Mission	675,542	407.44	22,109	13.33	...	22,109	...	66,327	786,087	474.12	1,658	...
15 Southern Kazakhstan Mission	448,483	377.51	17,118	14.41	...	17,118	...	51,354	534,073	449.56	1,188	...
16 Tajikistan Field	31,183	129.39	2,069	8.59	...	2,069	...	6,207	41,528	172.32	241	...
17 Turkmenistan Field	12,010	127.77	560	5.96	...	560	...	1,680	14,810	157.55	94	...
18 Uzbekistan Field	137,696	181.42	2,950	3.89	...	2,950	...	8,850	152,446	200.85	759	...
Totals	1,457,057	309.88	53,792	11.44	...	53,765	...	161,295	1,725,909	367.06	4,702	31,259
19 TRANS-CAUCASUS UNION MISS	34,327	...	425	...	...	425	...	1,275	36,452	...	...	4,722
20 Armenian Mission	101,239	122.27	3,133	3.78	...	3,133	...	9,399	116,904	141.19	828	...
21 Azerbaijani Mission	108,440	207.74	2,269	4.35	...	2,269	...	6,807	119,785	229.47	522	...
22 Georgian Mission	56,385	149.17	2,296	6.07	...	2,296	...	6,888	67,865	179.54	378	...
Totals	300,391	173.84	8,123	4.70	...	8,123	...	24,369	341,006	197.34	1,728	4,722
23 UKRAINIAN UNION CONFERENCE	...	...	...	...	...	...	...	...	...	...	...	139,663
24 Bukovinskaya Conference	1,328,000	186.75	41,068	5.78	...	41,068	...	123,204	1,533,340	215.63	7,111	...
25 Central Ukrainian Conference	1,046,454	216.08	23,563	4.87	...	23,563	...	70,689	1,164,269	240.40	4,843	...
26 Dnieper Conference	796,427	143.14	13,012	2.34	...	13,012	...	39,036	861,487	154.83	5,564	...



Conference or Mission	Tithe and Offerings										Per Capita	
	7	8	9	10	11	12a	12b	13	14a	14b	Basis	17
1	Tithe	Tithe Per Capita	World Mission Fund, Including Sabbath School	World Mission Fund Per Capita	Other General Conference Funds	Intradivision Funds	Ingathering Funds	Local Church Funds	Total Tithe and Offerings	Total Tithe and Offerings Per Capita	Membership Basis for Per Capita Calculations June 30, 2013	Sabbath School Mission Offerings

**EURO-ASIA DIVISION (CONT'D)**

UKRAINIAN UNION CONFERENCE (CONT'D)												
27 Eastern Dnieper Conference	1,025,832	138.49	15,992	2.16	...	15,992	...	47,976	1,105,792	149.29	7,407	...
28 Eastern Ukrainian Mission	452,197	129.46	18,076	5.17	...	18,076	...	54,228	542,577	155.33	3,493	...
29 Kiev Conference	977,304	246.92	27,416	6.93	...	27,316	...	81,948	1,113,984	281.45	3,958	...
30 Podolsk Conference	1,200,718	192.08	37,621	6.02	...	37,621	...	112,863	1,388,823	222.18	6,251	...
31 Southern Ukrainian Conference	1,135,753	235.44	35,350	7.33	...	35,350	...	106,050	1,312,503	272.08	4,824	...
32 Western Ukrainian Conference	1,210,194	183.78	28,220	4.29	...	28,220	...	84,660	1,351,294	205.21	6,585	...
Totals	9,172,879	183.33	240,318	4.80	...	240,218	...	720,654	10,374,069	207.33	50,036	139,663
WEST RUSSIAN UNION CONF.												
33 Central Conference	1,516,332	435.23	18,759	5.38	...	18,635	...	55,905	1,609,631	462.01	3,484	125,938
35 Moscow Conference	2,549,507	766.31	53,331	16.03	...	47,964	...	143,892	2,794,694	840.00	3,327	...
36 Northwestern Conference	1,442,635	452.80	38,121	11.97	90	24,003	...	72,009	1,576,858	494.93	3,186	...
37 Southern Conference	2,895,771	391.48	57,045	7.71	65	54,972	...	164,916	3,172,769	428.93	7,397	...
38 Ural Conference	1,598,245	363.82	20,437	4.65	256	20,437	...	61,311	1,700,686	387.14	4,393	...
39 Volga Conference	1,075,187	315.49	14,409	4.23	...	14,099	...	42,297	1,145,992	336.27	3,408	...
40 Volgo-Vyatskaya Conference	1,571,212	331.20	32,118	6.77	125	28,672	...	86,016	1,718,143	362.17	4,744	...
Totals	12,648,889	422.49	234,220	7.82	536	208,782	...	626,346	13,718,773	458.22	29,939	125,938
41 ATTACHED FIELD												
42 Crimea Mission	...	...	...	...	...	...	...	...	...	...	1,876	432
43 EURO-ASIA DIVISION												
44 Belarus Union of Churches Conference	873,353	215.96	32,504	8.04	...	31,494	...	94,482	1,031,833	255.15	4,044	18,311
45 Caucasus Union Mission	3,257,742	428.42	102,845	13.53	3	96,064	...	288,192	3,744,846	492.48	7,604	55,852
46 East Russian Union Mission	1,801,380	358.77	42,404	8.45	50	38,087	...	114,261	1,996,182	397.57	5,021	22,144
47 Far Eastern Union of Churches Mission	1,333,867	578.68	57,016	24.74	...	36,937	...	110,811	1,538,631	667.52	2,305	21,475
48 Moldova Union of Churches Conference	1,829,031	186.01	41,541	4.22	...	38,475	...	115,425	2,024,472	205.89	9,833	22,369
49 Southern Union Mission	1,457,057	309.88	53,792	11.44	...	53,765	...	161,295	1,725,909	367.06	4,702	31,259
50 Trans-Caucasus Union Mission	300,391	173.84	8,123	4.70	...	8,123	...	24,369	341,006	197.34	1,728	4,722
51 Ukrainian Union Conference	9,172,879	183.33	240,318	4.80	...	240,218	...	720,654	10,374,069	207.33	50,036	139,663
52 West Russian Union Conference	12,648,889	422.49	234,220	7.82	536	208,782	...	626,346	13,718,773	458.22	29,939	125,938
53 Attached Field	...	...	...	...	...	...	...	...	...	...	1,876	432
DIVISION TOTALS	32,674,589	279.06	812,763	6.94	589	751,945	...	2,255,835	36,495,721	311.69	117,088	442,165

**INTER-AMERICAN DIVISION**

1 ATLANTIC CARIBBEAN UNION MISS	23,307	...	...	...	...	1,632	...	...	24,939	...	...	...
2 Cayman Islands Conference	3,269,732	619.38	128,189	24.28	11,537	228,881	21,284	384,567	4,044,190	766.09	5,279	120,498
3 North Bahamas Conference	1,144,065	349.44	53,933	16.47	4,854	80,085	2,970	161,799	1,447,706	442.18	3,274	50,697
4 South Bahamas Conference	6,608,833	328.21	336,995	16.74	30,330	462,618	...	1,010,986	8,449,762	419.63	20,136	316,776
5 Turks and Caicos Islands Mission	687,926	263.17	23,151	8.86	2,084	48,155	5,271	69,452	836,039	319.83	2,614	21,762
Totals	11,733,863	374.85	542,268	17.32	48,805	821,371	29,525	1,626,804	14,802,636	472.88	31,303	509,733
6 BELIZE UNION OF CHURCHES MISS	1,357,435	34.35	63,215	1.60	5,689	95,020	4,527	165,979	1,691,865	42.81	39,518	59,422
7 CARIBBEAN UNION CONFERENCE												
8 East Caribbean Conference	6,483,370	259.18	283,821	11.35	25,544	551,087	...	851,464	8,195,286	327.61	25,015	266,792
9 Grenada Conference	1,485,548	109.54	63,702	4.70	5,733	126,272	43,933	191,105	1,916,293	141.30	13,562	59,879
10 Guyana Conference	2,018,978	34.14	106,961	1.81	9,626	171,613	118,670	230,882	2,656,730	44.93	59,131	100,543
11 North Caribbean Conference	7,517,428	516.84	355,256	24.42	31,973	638,981	209,191	1,065,767	9,818,596	675.05	14,545	333,940
12 South Caribbean Conference	8,452,997	147.73	241,114	4.21	21,700	689,708	57,073	723,342	10,185,934	178.01	57,221	226,647
13 South Leeward Mission	3,231,664	258.97	184,741	14.80	16,627	226,216	112,537	554,223	4,326,008	346.66	12,479	173,657
14 St Lucia Mission	1,166,678	66.76	48,859	2.80	4,397	81,667	...	146,578	1,448,179	82.86	17,477	45,928
15 St Vincent and the Grenadines Mission	1,030,230	70.12	52,043	3.54	4,684	72,116	75,928	156,129	1,391,130	94.69	14,692	48,920
16 Suriname Mission	528,862	154.64	28,479	8.33	2,563	37,020	...	85,438	682,362	199.52	3,420	26,771
17 Tobago Mission	3,052,564	380.76	114,951	14.34	10,346	213,680	799,303	344,853	4,535,697	565.76	8,017	108,054
Totals	34,968,319	155.03	1,479,927	6.56	133,193	2,808,360	1,416,635	4,349,781	45,156,215	200.20	225,559	1,391,131
18 CENTRAL MEXICAN UNION MISSION												
19 Azteca Mexican Conference	1,533,502	65.52	84,162	3.60	7,575	98,985	...	252,486	1,976,710	84.45	23,406	79,112
20 Bajio Mexican Conference	1,243,209	131.78	66,727	7.07	6,005	90,379	...	200,182	1,606,502	170.29	9,434	62,724
21 Metropolitan Mexican Conference	1,930,742	62.88	107,778	3.51	9,700	135,152	...	323,333	2,506,705	81.64	30,704	101,311
22 Valley Mexican Mission	840,061	71.44	44,133	3.75	3,972	58,804	...	132,398	1,079,368	91.79	11,759	41,485
Totals	5,584,210	74.16	302,800	4.02	27,252	386,275	...	908,399	7,208,936	95.73	75,303	284,632
23 CHIAPAS MEXICAN UNION CONF												
24 Central Chiapas Conference	4,179,383	99.93	261,521	6.25	23,537	292,557	...	784,564	5,541,562	132.50	41,824	245,830
25 North Chiapas Conference	3,632,183	64.21	256,769	4.54	23,109	254,253	...	770,306	4,936,620	87.27	56,568	241,363
26 Soconusco Conference	1,644,443	75.62	111,230	5.11	10,011	115,111	...	333,689	2,214,484	101.83	21,746	104,556
27 South Chiapas Mission	1,567,027	46.73	113,272	3.38	10,195	109,692	...	339,817	2,140,003	63.82	33,532	106,476
28 Upper Chiapas Conference	1,927,901	45.95	128,619	3.07	11,576	134,953	...	385,858	2,588,907	61.71	41,955	120,902
29 West Chiapas Conference	2,183,255	68.84	194,367	6.13	17,493	152,828	...	583,100	3,131,043	98.72	31,715	182,705
Totals	15,196,904	66.85	1,065,778	4.69	95,921	1,065,665	136,813	3,197,334	20,758,415	91.31	227,340	1,001,832

## GENERAL STATISTICS BY DIVISIONS FOR 2014

Conference or Mission	Tithe and Offerings										Per Capita	
	7	8	9	10	11	12a	12b	13	14a	14b	Basis	17
1	Tithe	Tithe Per Capita	World Mission Fund, Including Sabbath School	World Mission Fund Per Capita	Other General Conference Funds	Intradivision Funds	Ingatherings Funds	Local Church Funds	Total Tithe and Offerings	Total Tithe and Offerings Per Capita	Membership Basis for Per Capita Calculations June 30, 2013	Sabbath School Mission Offerings
<b>INTER-AMERICAN DIVISION (CONT'D)</b>												
30 CUBAN UNION CONFERENCE	...	...	...	...	...	...	...	...	...	...	...	...
31 Central Conference	...	...	...	...	...	...	...	...	...	...	...	...
32 East Conference	...	...	...	...	...	...	...	...	...	...	...	...
33 Eastern Mission	...	...	...	...	...	...	...	...	...	...	...	...
34 West Conference	...	...	...	...	...	...	...	...	...	...	...	...
Totals	...	...	...	...	...	...	...	...	...	...	...	...
35 DOMINICAN UNION CONFERENCE	...	...	...	...	...	...	...	...	...	...	...	...
36 Central Dominican Conference	3,588,457	69.89	294,216	5.73	26,479	251,192	10,078	882,649	5,053,071	98.42	51,342	276,563
37 East Dominican Conference	1,850,152	25.73	177,420	2.47	15,968	129,511	8,784	532,260	2,714,095	37.74	71,914	166,775
38 North Dominican Conference	1,720,287	53.12	121,401	3.75	10,926	120,420	8,033	364,202	2,345,269	72.42	32,383	114,117
39 Northeast Dominican Mission	961,214	33.52	68,867	2.40	6,198	67,285	5,130	206,601	1,315,295	45.86	28,680	64,735
40 South Dominican Mission	612,519	15.70	43,338	1.11	3,900	42,274	8,159	130,013	840,203	21.54	39,012	40,737
41 Southeast Dominican Mission	2,649,325	39.17	249,114	3.68	22,420	185,453	10,367	747,341	3,864,020	57.14	67,628	234,167
Totals	11,381,954	39.12	954,356	3.28	85,891	796,135	50,551	2,863,066	16,131,953	55.44	290,959	897,094
42 EAST VENEZUELA UNION MISSION	144,027	...	...	...	...	10,082	...	...	154,109	...	...	...
43 Central East Venezuela Conference	218,889	18.15	13,569	1.13	1,221	15,322	211	40,708	289,920	24.04	12,060	12,755
44 Central Venezuela Conference	227,022	13.46	19,559	1.16	1,760	15,892	316	58,678	323,227	19.17	16,861	18,386
45 East Venezuela Conference	319,182	8.55	26,088	0.70	2,348	22,343	...	78,264	448,225	12.00	37,353	24,523
46 South Central Venezuela Conference	291,213	11.76	23,425	0.95	2,108	20,385	...	70,275	407,406	16.45	24,764	22,020
47 Southeast Venezuela Conference	451,909	9.90	44,068	0.97	3,967	21,027	...	132,204	653,175	14.31	45,655	41,424
Totals	1,652,242	12.09	126,709	0.93	11,404	105,051	527	380,129	2,276,062	16.65	136,693	119,108
48 EL SALVADOR UNION MISSION	62,627	...	...	...	...	4,384	129	...	67,140	...	...	...
49 Central El Salvador Mission	669,318	19.23	33,699	0.97	3,033	46,852	26,000	101,098	880,000	25.29	34,801	31,677
50 East El Salvador Conference	796,389	13.76	61,404	1.06	5,526	55,747	36,850	184,212	1,140,128	19.70	57,861	57,720
51 Metropolitan El Salvador Conference	961,400	23.96	48,894	1.22	4,400	67,298	41,800	146,681	1,270,473	31.66	40,133	45,960
52 Paracentral El Salvador Conference	675,240	16.44	41,987	1.02	3,779	47,267	28,000	125,962	922,235	22.46	41,062	39,468
53 West El Salvador Mission	974,169	22.23	72,352	1.65	6,512	68,192	38,500	217,057	1,376,782	31.42	43,814	68,011
Totals	4,139,143	19.02	258,336	1.19	23,250	289,740	171,279	775,010	5,656,758	25.99	217,671	242,836
54 FRENCH ANTILLES-GUIANA UN CONF	72,817	...	...	...	...	5,097	...	...	77,914	...	...	...
55 French Guiana Mission	1,342,625	550.71	66,474	27.27	5,983	93,984	...	199,423	1,708,489	700.77	2,438	62,486
56 Guadeloupe Conference	7,138,712	594.69	356,113	29.67	32,050	499,710	...	1,068,339	9,094,924	757.66	12,004	334,746
57 Martinique Conference	9,556,273	627.42	519,551	34.11	46,760	668,939	...	1,558,652	12,350,175	810.86	15,231	488,377
Totals	18,110,427	610.33	942,138	31.75	84,793	1,267,730	...	2,826,414	23,231,502	782.92	29,673	885,609
58 GUATEMALA UNION MISSION	62,268	...	1,255	...	113	4,404	...	3,766	71,806	...	...	1,180
59 Central Guatemala Conference	1,373,871	40.95	80,304	2.39	7,228	69,895	42,823	240,913	1,815,034	54.10	33,552	75,486
60 East Guatemala Mission	788,747	20.37	45,606	1.18	4,105	55,212	20,135	136,819	1,050,624	27.14	38,715	42,870
61 Metropolitan Guatemala Conference	866,994	59.68	53,964	3.71	4,857	60,690	26,436	161,892	1,174,833	80.87	14,527	50,726
62 North Guatemala Mission	878,578	24.09	54,869	1.50	4,938	61,500	25,135	164,607	1,189,627	32.62	36,471	51,577
63 South Guatemala Mission	1,042,453	20.09	71,391	1.38	6,425	72,972	30,335	214,174	1,437,750	27.70	51,900	67,108
64 West Guatemala Conference	1,726,476	24.56	99,291	1.41	8,936	87,149	33,023	297,874	2,252,749	32.04	70,301	93,333
Totals	6,739,387	27.46	406,680	1.66	36,602	411,822	177,887	1,220,045	8,992,423	36.63	245,466	382,280
65 HAITIAN UNION MISSION	66,409	...	...	...	...	4,649	...	...	71,058	...	...	...
66 Central Haiti Conference	2,596,245	21.56	223,162	1.85	20,085	181,737	3,450	669,485	3,694,164	30.67	120,447	209,772
67 North Haiti Mission	846,784	7.53	82,581	0.73	7,432	59,275	820	247,742	1,244,634	11.06	112,508	77,626
68 Northwest Haiti Mission	750,703	8.10	89,640	0.97	8,068	52,549	1,243	268,920	1,171,123	12.63	92,693	84,262
69 South Haiti Mission	889,006	11.75	72,285	0.96	6,506	62,230	26	216,856	1,246,909	16.47	75,686	67,948
Totals	5,149,147	12.83	467,668	1.17	42,091	360,440	5,539	1,403,003	7,427,888	18.51	401,334	439,608
70 HONDURAS UNION MISSION	65,432	...	...	...	...	4,580	...	...	70,012	...	...	...
71 Atlantic Honduras Conference	700,125	12.29	37,124	0.65	3,341	49,009	19,066	111,373	920,038	16.15	56,973	34,897
72 Bay Islands Conference	652,130	84.62	26,939	3.50	2,424	45,649	5,062	80,816	813,020	105.49	7,707	25,322
73 Central Honduras Conference	1,599,249	13.27	76,497	0.63	6,885	72,117	38,359	229,492	2,022,599	16.79	120,484	71,907
74 Northwest Honduras Conference	1,173,900	15.07	59,542	0.76	5,359	82,173	52,377	178,625	1,551,976	19.93	77,873	55,969
Totals	4,190,836	15.93	200,102	0.76	18,009	253,528	114,864	600,306	5,377,645	20.44	263,037	188,095
75 INTER-OCEANIC MEXICAN UN CONF	69,264	...	...	...	...	4,848	161,251	...	235,363	...	...	...
76 Alpine Mission	1,212,155	98.29	79,758	6.47	7,178	84,851	...	239,275	1,623,217	131.62	12,333	74,973
77 Central Veracruz Mission	1,207,805	123.01	68,056	6.93	6,125	84,546	...	204,169	1,570,701	159.97	9,819	63,973
78 Isthmus Conference	1,416,413	67.33	92,946	4.42	8,365	99,149	...	278,837	1,895,710	90.11	21,038	87,369
79 North Veracruz Conference	1,790,182	85.80	113,125	5.42	10,181	125,313	...	339,376	2,378,177	113.98	20,865	106,338
80 Oaxaca Conference	1,252,254	56.00	80,663	3.61	7,260	87,658	...	241,988	1,669,823	74.68	22,360	75,823
81 Olmecca Conference	3,849,830	105.44	281,125	7.70	25,301	269,488	...	843,374	5,269,118	144.31	36,512	264,257
82 South Pacific Conference	1,925,838	144.15	116,257	8.70	10,463	134,809	...	348,771	2,536,138	189.83	13,360	109,281
83 South Veracruz Conference	2,832,491	96.65	205,044	7.00	18,454	198,274	...	615,132	3,869,395	132.03	29,308	192,741
84 Southeast Veracruz Mexican Conference	2,688,617	117.80	168,108	7.37	15,130	188,203	...	504,325	3,564,383	156.17	22,824	158,022
Totals	18,244,849	96.83	1,205,082	6.40	108,457	1,277,139	161,251	3,615,247	24,612,025	130.62	188,419	1,132,777

# STATISTICAL REPORT FOR 2014

Conference or Mission	Tithe and Offerings										Per Capita	
1	7	8	9	10	11	12a	12b	13	14a	14b	Basis	17
Conference or Mission	Tithe	Tithe Per Capita	World Mission Fund, Including Sabbath School	World Mission Fund Per Capita	Other General Conference Funds	Intradivision Funds	Ingathering Funds	Local Church Funds	Total Tithe and Offerings	Total Tithe and Offerings Per Capita	Membership Basis for Per Capita Calculations June 30, 2013	Sabbath School Mission Offerings
<b>INTER-AMERICAN DIVISION (CONT'D)</b>												
85 JAMAICA UNION CONFERENCE												
86 Central Jamaica Conference	5,998,639	68.89	174,071	2.00	15,666	419,905		522,212	7,130,493	81.89	87,079	163,627
87 East Jamaica Conference	4,725,981	76.90	132,823	2.16	11,954	330,819	56,423	398,469	5,656,469	92.04	61,458	124,854
88 North East Jamaica Conference	1,449,007	53.25	65,293	2.40	5,876	101,430	(205,198)	195,880	1,612,288	59.25	27,211	61,376
89 North Jamaica Conference	1,325,472	71.61	56,669	3.06	5,100	92,783	25,977	170,007	1,676,008	90.55	18,509	53,269
90 West Jamaica Conference	4,725,580	59.00	183,718	2.29	16,535	330,791	68,896	551,154	5,876,674	73.37	80,096	172,695
Totals	18,224,679	66.43	612,574	2.23	55,131	1,275,728	(53,902)	1,837,722	21,951,932	80.01	274,353	575,821
91 NORTH COLOMBIAN UNION CONF	38,233					2,676			40,909			
92 Atlantic Colombian Conference	1,967,325	67.69	96,885	3.33	8,720	137,713		290,655	2,501,298	86.06	29,065	91,072
93 Caribbean Colombian Mission	1,693,938	44.55	86,889	2.29	7,820	118,365		260,668	2,167,680	57.01	38,025	81,676
94 Colombian Islands Mission	281,989	207.80	12,318	9.08	1,109	19,739		36,955	352,110	259.48	1,357	11,579
95 East Colombian Conference	4,715,812	134.00	302,073	8.58	27,186	259,432		906,219	6,210,722	176.48	35,193	283,949
96 Northeast Colombian Conference	2,222,505	101.34	166,768	7.60	15,009	155,575		500,304	3,060,161	139.53	21,932	156,762
97 West Central Colombian Conference	3,283,840	93.02	164,965	4.67	14,847	169,743		494,895	4,128,290	116.94	35,304	155,067
Totals	14,203,642	88.29	829,898	5.16	74,691	863,243		2,489,696	18,461,170	114.75	160,876	780,105
98 NORTH MEXICAN UNION CONF	156,523					770	267,685		424,978			
99 Baja California Conference	2,856,815	146.47	209,536	10.74	18,858	188,218		628,608	3,902,035	200.05	19,505	196,964
100 Chihuahua Mexican Conference	1,562,584	81.33	107,163	5.58	9,645	99,727		321,490	2,100,609	109.33	19,214	100,734
101 Gulf Mexican Conference	1,315,996	81.64	93,323	5.79	8,399	92,120		279,968	1,789,806	111.03	16,120	87,723
102 North Tamaulipas Mexican Conference	1,194,741	115.13	74,616	7.19	6,715	83,632		223,848	1,583,552	152.60	10,377	70,139
103 Northeast Mexican Conference	4,603,349	175.67	264,405	10.09	23,796	322,234		793,216	6,007,000	229.23	26,205	248,541
104 Sinaloa Mexican Conference	1,311,251	90.33	70,623	4.86	6,356	91,788		211,868	1,691,886	116.55	14,517	66,385
105 Sonora Mexican Conference	1,322,711	96.20	69,936	5.09	6,294	92,590		209,807	1,701,338	123.74	13,749	65,740
106 West Mexican Conference	1,479,520	79.86	86,663	4.68	7,799	92,673		259,987	1,926,642	103.99	18,527	81,464
Totals	15,803,490	114.34	976,265	7.06	87,862	1,063,752	267,685	2,928,792	21,127,846	152.86	138,214	917,690
107 PUERTO RICAN UNION CONF	115,982					8,119	89,736		213,837			
108 East Puerto Rico Conference	8,310,367	489.82	301,986	17.80	27,179	581,726	58,216	905,958	10,185,432	600.34	16,966	283,867
109 North Puerto Rico Conference	2,067,117	438.41	75,402	15.99	6,786	144,698		226,206	2,520,209	534.51	4,715	70,878
110 South Puerto Rico Conference	1,145,571	433.11	35,872	13.56	3,228	80,190		107,615	1,372,476	518.89	2,645	33,719
111 West Puerto Rico Conference	6,875,553	487.25	144,028	10.21	12,963	481,289	40,633	432,084	7,986,550	565.98	14,111	135,386
Totals	18,514,590	481.69	557,288	14.50	50,156	1,296,022	188,585	1,671,863	22,278,504	579.61	38,437	523,850
112 SOUTH CENTRAL AMERICAN UN CONF	115,080					8,056			123,136			
113 Atlantic Panama Mission	470,961	61.96	44,339	5.83	3,991	32,600	13,423	133,018	698,332	91.87	7,601	41,679
114 Caribbean Costa Rica Mission	1,062,045	65.25	74,591	4.58	6,713	74,343	16,955	223,773	1,458,420	89.61	16,276	70,115
115 Central Nicaragua Mission	602,770	14.22	36,773	0.87	3,310	42,194	5,645	110,318	801,010	18.89	42,398	34,566
116 Central Panama Conference	1,032,161	98.60	70,674	6.75	6,361	74,911	39,870	212,022	1,435,999	137.18	10,468	66,434
117 Metropolitan Panama Conference	2,139,074	131.72	161,600	9.95	14,544	149,735	82,195	484,799	3,031,947	186.71	16,239	151,904
118 North Costa Rica Mission	1,471,270	55.05	88,376	3.31	7,954	102,989	22,092	265,129	1,957,810	73.26	26,724	83,074
119 Northwestern Nicaragua Mission	634,885	10.92	39,501	0.68	3,555	44,442	13,247	118,503	854,133	14.69	58,141	37,131
120 South Atlantic Nicaragua Mission	268,326	10.78	17,787	0.71	1,601	4,025	150	53,361	345,250	13.86	24,901	16,720
121 South-Central Costa Rica Conference	1,718,955	62.86	103,472	3.78	9,312	120,327	8,562	310,415	2,271,043	83.05	27,344	97,263
122 Southeast Panama Mission	202,112	18.87	17,193	1.61	1,547	14,148		51,580	286,580	26.76	10,710	16,162
123 West Panama Conference	2,631,954	48.94	204,552	3.80	18,410	184,237	25,791	613,657	3,678,601	68.40	53,780	192,279
Totals	12,349,593	41.92	858,858	2.92	77,298	852,007	227,930	2,576,575	16,942,261	57.51	294,582	807,327
124 SOUTH COLOMBIAN UNION MISSION	30,219					2,116			32,335			
125 Central Colombian Conference	1,106,942	71.41	53,472	3.45	4,812	77,486		160,416	1,403,128	90.52	15,501	50,264
126 East Los Llanos Conference	1,750,389	91.51	101,821	5.32	9,164	122,527		305,463	2,289,364	119.69	19,128	95,712
127 Pacific Colombian Conference	1,656,777	65.50	80,616	3.19	7,255	115,974		241,848	2,102,470	83.11	25,296	75,779
128 South Bogota Conference	1,188,118	81.43	60,241	4.13	5,422	83,168		180,722	1,517,671	104.01	14,591	56,626
129 South Colombian Conference	2,279,509	61.88	141,272	3.83	12,714	159,566		423,815	3,016,876	81.89	36,840	132,795
130 South Pacific Mission	628,867	46.17	33,284	2.44	2,996	15,426		99,851	780,424	57.30	13,621	31,287
131 Upper Magdalena Conference	2,729,615	128.20	127,716	6.00	11,494	156,220		383,149	3,408,194	160.07	21,292	120,053
Totals	11,370,436	77.74	598,422	4.09	53,857	732,483		1,795,264	14,550,462	99.48	146,269	562,516
132 SOUTHEAST MEXICAN UNION MISSION	51,684					4,674	138,558		194,916			
133 Campeche Mission	1,378,138	73.88	88,058	4.72	7,925	96,470		264,173	1,834,764	98.36	18,653	82,774
134 Central Tabasco Conference	2,877,026	159.28	183,535	10.16	16,518	201,392		550,605	3,829,076	211.98	18,063	172,523
135 East Tabasco Mission	2,444,034	102.26	166,099	6.95	14,949	171,082		498,298	3,294,462	137.84	23,900	156,133
136 Mayab Conference	1,543,582	76.71	94,983	4.72	8,548	108,051		284,950	2,040,114	101.39	20,121	89,284
137 North Quintana Roo Conference	1,255,677	95.95	99,822	7.63	8,984	87,897		299,465	1,751,845	133.86	13,087	93,832
138 South Quintana Roo Mission	1,303,280	91.93	101,295	7.15	9,117	91,230		303,884	1,808,806	127.59	14,177	95,217
Totals	10,853,421	100.49	733,792	6.79	66,041	760,796	138,558	2,201,375	14,753,983	136.61	108,001	689,763
139 WEST VENEZUELA UNION MISSION	5,530					387			5,917			
140 North Central Venezuela Conference	303,148	11.15	20,624	0.76	1,856	21,220		61,872	408,720	15.03	27,192	19,386
141 Southwest Venezuela Mission	441,757	15.24	33,103	1.14	2,979	30,923		99,310	608,072	20.97	28,993	31,117
142 West Central Venezuela Conference	283,882	13.25	19,819	0.93	1,784	19,872		59,457	384,814	17.97	21,417	18,630
143 West Los Llanos Venezuela Mission	252,426	10.82	16,819	0.72	1,514	17,670		50,456	338,885	14.53	23,327	15,810
144 West Venezuela Conference	426,208	10.90	26,675	0.68	2,401	25,794		80,023	561,101	14.34	39,118	25,074
Totals	1,712,951	12.23	117,040	0.84	10,534	115,866		351,118	2,307,509	16.48	140,047	110,017

## GENERAL STATISTICS BY DIVISIONS FOR 2014

Conference or Mission	Tithe and Offerings										Per Capita	
	7	8	9	10	11	12a	12b	13	14a	14b	Basis	17
1	Tithe	Tithe Per Capita	World Mission Fund, Including Sabbath School	World Mission Fund Per Capita	Other General Conference Funds	Intradivision Funds	Ingathering Funds	Local Church Funds	Total Tithe and Offerings	Total Tithe and Offerings Per Capita	Membership Basis for Per Capita Calculations June 30, 2013	Sabbath School Mission Offerings
<b>INTER-AMERICAN DIVISION (CONT'D)</b>												
145 ATTACHED FIELDS												
146 Aruba Mission	371,153	433.59	21,135	24.69	1,902	25,981	...	63,405	483,576	564.93	856	19,867
147 Curacao and Bonaire Conference	1,998,759	273.32	93,004	12.72	8,370	169,895	...	279,013	2,549,041	348.56	7,313	87,424
Totals	2,369,912	290.11	114,139	13.97	10,272	195,876	...	342,418	3,032,617	371.23	8,169	107,291
148 INTER-AMERICAN DIVISION	1,142,869	...	4,104	...	369	1,131,441	...	12,312	2,291,095	...	133	3,858
149 Atlantic Caribbean Union Mission	11,733,863	374.85	542,268	17.32	48,805	821,371	29,525	1,626,804	14,802,636	472.88	31,303	509,733
150 Belize Union of Churches Mission	1,357,435	34.35	63,215	1.60	5,689	95,020	4,527	165,979	1,691,865	42.81	39,518	59,422
151 Caribbean Union Conference	34,968,319	155.03	1,479,927	6.56	133,193	2,808,360	1,416,635	4,349,781	45,156,215	200.20	225,559	1,391,131
152 Central Mexican Union Mission	5,584,210	74.16	302,800	4.02	27,252	386,275	...	908,399	7,208,936	95.73	75,303	284,632
153 Chiapas Mexican Union Conference	15,196,904	66.85	1,065,778	4.69	95,921	1,065,665	136,813	3,197,334	20,758,415	91.31	227,340	1,001,832
154 Cuban Union Conference	...	...	...	...	...	...	...	...	...	...	...	...
155 Dominican Union Conference	11,381,954	39.12	954,356	3.28	85,891	796,135	50,551	2,863,066	16,131,953	55.44	290,959	897,094
156 East Venezuela Union Mission	1,652,242	12.09	126,709	0.93	11,404	105,051	527	380,129	2,276,062	16.65	136,693	119,108
157 El Salvador Union Mission	4,139,143	19.02	258,336	1.19	23,250	289,740	171,279	775,010	5,656,758	25.99	217,671	242,836
158 French Antilles-Guiana Union Conf.	18,110,427	610.33	942,138	31.75	84,793	1,267,730	...	2,826,414	23,231,502	782.92	29,673	885,609
159 Guatemala Union Mission	6,739,387	27.46	406,680	1.66	36,602	411,822	177,887	1,220,045	8,992,423	36.63	245,466	382,280
160 Haitian Union Mission	5,149,147	12.83	467,668	1.17	42,091	360,440	5,539	1,403,003	7,427,888	18.51	401,334	439,608
161 Honduras Union Mission	4,190,836	15.93	200,102	0.76	18,009	253,528	114,864	600,306	5,377,645	20.44	263,037	188,095
162 Inter-Oceanic Mexican Union Conf.	18,224,849	96.83	1,205,082	6.40	108,457	1,277,139	161,251	3,615,247	24,612,025	130.62	188,419	1,132,777
163 Jamaica Union Conference	18,224,679	66.43	612,574	2.23	55,131	1,275,728	(53,902)	1,837,722	21,951,932	80.01	274,353	575,821
164 North Colombian Union Conference	14,203,642	88.29	829,898	5.16	74,691	863,243	...	2,489,696	18,461,170	114.75	160,876	780,105
165 North Mexican Union Conference	15,803,490	114.34	976,265	7.06	87,862	1,063,752	267,685	2,928,792	21,127,846	152.86	138,214	917,690
166 Puerto Rican Union Conference	18,514,590	481.69	557,288	14.50	50,156	1,296,022	188,585	1,671,863	22,278,504	579.61	38,437	523,850
167 South Central American Union Conf.	12,349,593	41.92	858,858	2.92	77,298	852,007	227,930	2,576,575	16,942,261	57.51	294,582	807,327
168 South Colombian Union Mission	11,370,436	77.74	598,422	4.09	53,857	732,483	...	1,795,264	14,550,462	99.48	146,269	562,516
169 Southeast Mexican Union Mission	10,853,421	100.49	733,792	6.79	66,041	760,796	138,558	2,201,375	14,753,983	136.61	108,001	689,763
170 West Venezuela Union Mission	1,712,951	12.23	117,040	0.84	10,534	115,866	...	351,118	2,307,509	16.48	140,047	110,017
171 Attached Fields	2,369,912	290.11	114,139	13.97	10,272	195,876	...	342,418	3,032,617	371.23	8,169	107,291
DIVISION TOTALS	244,994,299	66.55	13,417,439	3.64	1,207,568	18,225,490	3,038,254	40,138,652	321,021,702	87.20	3,681,356	12,612,395
<b>INTER-EUROPEAN DIVISION</b>												
1 AUSTRIAN UN OF CHURCHES CONF	7,551,177	1,871.42	575,466	142.62	13,671	26,373	90,378	2,140,504	10,397,569	2,576.84	4,035	391,518
2 BULGARIAN UN OF CHURCHES CONF	1,718,301	233.94	65,765	8.95	...	...	...	...	1,784,066	242.90	7,345	45,992
3 CZECHO-SLOVAKIAN UNION CONF	23,655	...	921	...	...	...	...	...	24,576	...	...	916
4 Bohemian Conference	2,247,179	707.33	129,884	40.88	...	1,638	...	...	2,378,701	748.73	3,177	79,728
5 Moravia-Silesian Conference	2,400,934	558.88	215,552	50.18	...	2,814	...	...	2,619,300	609.71	4,296	121,492
6 Slovakian Conference	1,241,862	559.90	114,224	51.50	...	...	...	...	1,356,086	611.40	2,218	59,698
Totals	5,913,630	610.22	460,581	47.53	...	4,452	...	...	6,378,663	658.20	9,691	261,834
7 FRANCO-BELGIAN UNION CONF	19,188	...	...	...	...	...	...	...	19,188	...	...	...
8 Belgian-Luxembourg Conference	1,959,920	852.88	97,285	42.33	690	12,303	...	...	2,070,198	900.87	2,298	77,917
9 North France Conference	10,306,013	1,167.16	360,643	40.84	1,135	20,237	...	...	10,688,028	1,210.42	8,830	208,676
10 South France Conference	4,982,150	1,126.67	156,708	35.44	224	3,994	...	...	5,143,076	1,163.07	4,422	97,768
Totals	17,267,271	1,110.44	614,636	39.53	2,049	36,534	...	...	17,920,490	1,152.44	15,550	384,361
11 ITALIAN UNION OF CHURCHES CONF	6,958,243	721.44	480,508	49.82	12,509	73,186	...	3,025,335	10,549,781	1,093.81	9,645	394,465
12 NORTH GERMAN UNION CONFERENCE	...	...	1,583	...	...	...	...	...	1,583	...	...	1,583
13 Berlin-Central German Conference	8,807,370	1,229.91	430,896	60.17	15,807	209,269	121,511	2,173,571	11,758,424	1,642.01	7,161	294,119
14 Hansa Conference	3,176,130	1,198.54	171,955	64.89	3,728	69,852	49,226	707,709	4,178,600	1,576.83	2,650	116,141
15 Lower Saxonian Conference	4,575,675	1,296.96	321,805	91.21	5,100	86,879	109,903	1,122,847	6,222,209	1,763.66	3,528	210,407
16 Northern Rhenish-Westfalian Conference	7,725,000	1,255.28	592,458	96.27	8,358	155,134	216,937	1,596,678	10,294,565	1,672.82	6,154	391,877
Totals	24,284,175	1,245.79	1,518,697	77.91	32,993	521,134	497,577	5,600,805	32,455,381	1,664.98	19,493	1,014,127
17 PORTUGUESE UN OF CHURCH CONF	5,612,176	608.83	217,469	23.59	9,010	44,442	...	1,037,774	6,920,871	750.80	9,218	106,774
18 ROMANIAN UNION CONFERENCE	142,852	...	...	...	...	...	...	...	142,852	...	...	...
19 Banat Conference	1,793,445	261.78	124,698	18.20	9,659	...	...	236,093	2,163,895	315.85	6,851	92,811
20 Moldavia Conference	3,303,984	261.25	264,573	20.92	13,559	...	...	502,649	4,084,765	322.98	12,647	190,276
21 Muntenia Conference	5,334,047	283.79	359,243	19.11	40,529	...	...	1,385,986	7,119,805	378.79	18,796	254,589
22 North Transylvania Conference	1,736,145	224.54	127,751	16.52	16,045	...	...	899,916	2,779,857	359.53	7,732	104,326
23 Oltenia Conference	2,458,832	214.41	179,470	15.65	14,430	...	...	648,348	3,301,080	287.85	11,468	134,280
24 South Transylvania Conference	2,765,617	299.76	168,876	18.30	16,066	...	...	551,781	3,502,340	379.62	9,226	133,020
Totals	17,534,922	262.81	1,224,611	18.35	110,288	...	...	4,224,773	23,094,594	346.14	66,720	909,302
25 SOUTH GERMAN UNION CONFERENCE	...	...	...	...	...	196,847	...	...	196,847	...	...	...
26 Baden-Wuerttemberg Conference	11,785,904	1,886.35	867,325	138.82	15,893	314,426	...	3,271,439	16,254,987	2,601.63	6,248	535,153
27 Bavarian Conference	7,132,101	1,572.68	496,572	109.50	11,052	350,444	...	2,273,221	10,263,390	2,263.15	4,535	319,587
28 Central Rhenish Conference	6,648,764	1,446.01	423,568	92.12	5,503	235,831	...	1,262,480	8,576,146	1,865.19	4,598	270,382
Totals	25,566,769	1,662.23	1,787,465	116.21	32,448	1,097,548	...	6,807,140	35,291,370	2,294.48	15,381	1,125,122
29 SPANISH UNION OF CHURCHES CONF	9,636,083	587.75	405,273	24.72	17,049	65,840	...	121,546	10,245,791	624.93	16,395	284,043

# STATISTICAL REPORT FOR 2014

Conference or Mission	Tithe and Offerings										Per Capita	Basis
1	7	8	9	10	11	12a	12b	13	14a	14b	Membership Basis for Per Capita Calculations June 30, 2013	17
Conference or Mission	Tithe	Tithe Per Capita	World Mission Fund, Including Sabbath School	World Mission Fund Per Capita	Other General Conference Funds	Intradivision Funds	Ingathering Funds	Local Church Funds	Total Tithe and Offerings	Total Tithe and Offerings Per Capita	Membership Basis for Per Capita Calculations June 30, 2013	Sabbath School Mission Offerings

## INTER-EUROPEAN DIVISION (CONT'D)

30 SWISS UNION CONFERENCE													
31 French-Italian Swiss Conference	4,256,507	2,200.88	236,684	122.38	12,412	40,238	169	84,383	4,630,393	2,394.21	1,934	160,136	
32 German Swiss Conference	8,262,630	3,311.68	579,468	232.25	13,997	51,211	66,516	870,649	9,844,471	3,945.68	2,495	432,961	
Totals	12,519,137	2,826.63	816,152	184.27	26,409	91,449	66,685	955,032	14,474,864	3,268.20	4,429	593,097	
33 INTER-EUROPEAN DIVISION	49,079								49,079				
34 Austrian Union of Churches Conference	7,551,177	1,871.42	575,466	142.62	13,671	26,373	90,378	2,140,504	10,397,569	2,576.84	4,035	391,518	
35 Bulgarian Union of Churches Conference	1,718,301	233.94	65,765	8.95					1,784,066	242.90	7,345	45,992	
36 Czecho-Slovakian Union Conference	5,913,630	610.22	460,581	47.53		4,452			6,378,663	658.20	9,691	261,834	
37 Franco-Belgian Union Conference	17,267,271	1,110.44	614,636	39.53	2,049	36,534			17,920,490	1,152.44	15,550	384,361	
38 Italian Union of Churches Conference	6,958,243	721.44	480,508	49.82	12,509	73,186		3,025,335	10,549,781	1,093.81	9,645	394,465	
39 North German Union Conference	24,284,175	1,245.79	1,518,697	77.91	32,993	521,134	497,577		5,600,805	32,455,381	1,664.98	19,493	1,014,127
40 Portuguese Union of Churches Conference	5,612,176	608.83	217,469	23.59	9,010	44,442		1,037,774	6,920,871	750.80	9,218	106,774	
41 Romanian Union Conference	17,534,922	262.81	1,224,611	18.35	110,288			4,224,773	23,094,594	346.14	66,720	909,302	
42 South German Union Conference	25,566,769	1,662.23	1,787,465	116.21	32,448	1,097,548		6,807,140	35,291,370	2,294.48	15,381	1,125,122	
43 Spanish Union of Churches Conference	9,636,083	587.75	405,273	24.72	17,049	65,840		121,546	10,245,791	624.93	16,395	284,043	
44 Swiss Union Conference	12,519,137	2,826.63	816,152	184.27	26,409	91,449	66,685	955,032	14,474,864	3,268.20	4,429	593,097	
DIVISION TOTALS	134,610,963	756.66	8,166,623	45.91	256,426	1,960,958	654,640	23,912,909	169,562,519	953.12	177,902	5,510,635	

## NORTH AMERICAN DIVISION

1 ATLANTIC UNION CONFERENCE	1,329								1,329			
2 Bermuda Conference	5,236,267	1,365.39	100,225	26.13	28,635	808,497	25,722	1,421,274	7,620,620	1,987.12	3,835	98,228
3 Greater New York Conference	24,486,120	907.30	568,124	21.05	62,544	518,589	145,363	14,712,593	40,493,333	1,500.42	26,988	558,971
4 New York Conference	4,315,246	761.60	92,436	16.31	20,730	306,557	1,576	2,062,991	6,799,536	1,200.06	5,666	89,609
5 Northeastern Conference	41,123,864	784.88	824,854	15.74	22,867	124,758	151,478	10,720,419	52,968,240	1,010.94	52,395	822,463
6 Northern New England Conference	5,603,648	1,064.12	136,248	25.87	20,614	305,927	10,851	3,927,229	10,004,517	1,899.83	5,266	127,199
7 Southern New England Conference	16,535,298	984.01	340,074	20.24	34,795	387,180	4,615	7,284,722	24,586,684	1,463.14	16,804	332,583
Totals	97,301,772	876.96	2,061,961	18.58	190,185	2,451,508	339,605	40,129,228	142,474,259	1,284.08	110,954	2,029,053
8 CANADA, SDA CHURCH IN			4,629		93	462			5,184			4,545
9 Alberta Conference	14,690,790	1,362.28	605,925	56.19	96,796	1,379,130	173,876	6,132,302	23,078,819	2,140.10	10,784	570,978
10 British Columbia Conference	11,189,597	991.28	534,908	47.39	91,223	1,168,871	177,292	10,742,511	23,904,402	2,117.68	11,288	506,589
11 Manitoba-Saskatchewan Conference	4,123,501	1,129.42	156,856	42.96	21,023	548,512	29,326	1,583,737	6,462,955	1,770.19	3,651	148,423
12 Maritime Conf of the SDA Church, Inc	1,633,965	992.69	69,465	42.20	11,828	255,848	31,286	1,011,766	3,014,158	1,831.20	1,646	65,893
13 Ontario Conference	27,199,268	878.36	687,262	22.19	76,643	1,063,216	2,473	17,190,377	46,219,239	1,492.58	30,966	664,687
14 Quebec Conference	5,441,606	784.55	136,642	19.70	8,794	460,922	415	3,138,380	9,186,759	1,324.50	6,936	130,552
15 SDA Church in Newfoundland & Labrador	543,812	840.51	15,567	24.06	3,778	69,997	5,951	162,386	801,491	1,238.78	647	14,624
Totals	64,822,539	983.38	2,211,254	33.55	310,178	4,946,958	420,619	39,961,459	112,673,007	1,709.29	65,918	2,106,291
16 COLUMBIA UNION CONFERENCE												
17 Allegheny East Conference	31,636,615	862.08	359,207	9.79	39,846	22,381	19,644	218,114	32,295,807	880.04	36,698	355,307
18 Allegheny West Conference	6,780,244	478.22	54,991	3.88	1,698	9,997		101,055	6,947,985	490.05	14,178	54,683
19 Chesapeake Conference	16,439,922	1,151.42	396,587	27.78	73,853	105,637	30,040		17,046,039	1,193.87	14,278	381,711
20 Mountain View Conference	2,602,201	1,149.38	79,540	35.13	14,875	28,071	48,579	178,805	2,952,071	1,303.92	2,264	74,211
21 New Jersey Conference of SDA, Inc.	11,233,997	767.61	347,304	23.73	63,978	46,158	11,413		11,702,850	799.65	14,635	340,923
22 Ohio Conference	9,638,824	831.51	214,116	18.47	25,484	61,500	9,450	377,908	10,327,282	890.90	11,592	202,435
23 Pennsylvania Conference	11,198,888	1,025.91	269,986	24.73	61,720	98,803	25,705	343,019	11,998,121	1,099.13	10,916	257,111
24 Potomac Conference	33,094,122	976.54	473,538	13.97	82,445	99,178	28,070	982,376	34,759,829	1,025.69	33,889	465,299
Totals	122,624,813	885.70	2,195,269	15.86	363,899	471,725	172,901	2,201,277	128,029,884	924.74	138,450	2,131,680
25 LAKE UNION CONFERENCE	8,349		2,812						11,161			2,812
26 Illinois Conference	11,510,863	873.29	278,019	21.09	67,750	298,747	24,865	7,044,271	19,224,515	1,458.50	13,181	268,603
27 Indiana Conference	8,284,406	1,049.99	251,025	31.82	26,943	300,977	7,355	4,721,541	13,592,247	1,722.72	7,890	242,129
28 Lake Region Conference	10,937,984	357.35	91,768	3.00	9,492	90,264		3,992,697	15,122,205	494.04	30,609	88,544
29 Michigan Conference	31,785,492	1,226.67	1,338,848	51.67	182,378	2,013,501	68,054	15,954,391	51,342,664	1,981.42	25,912	1,288,056
30 Wisconsin Conference	6,686,665	888.83	271,264	36.06	36,501	504,319	4,312	3,121,618	10,624,679	1,412.29	7,523	262,452
Totals	69,213,759	813.18	2,233,736	26.24	323,064	3,207,808	104,586	34,834,518	109,917,471	1,291.40	85,115	2,152,596
31 MID-AMERICA UNION CONFERENCE												
32 Central States Conference	4,886,251	351.71	63,955	4.60	986	183	928	2,933,010	7,885,313	567.57	13,893	59,602
33 Dakota Conference	6,306,942	1,506.32	202,869	48.45	26,749	29,845	3,065	3,939,518	10,508,988	2,509.91	4,187	198,012
34 Iowa-Missouri Conference	9,887,659	865.36	316,718	27.72	89,244	65,657	24,779	5,976,106	16,360,163	1,431.84	11,426	305,258
35 Kansas-Nebraska Conference	11,064,670	949.51	316,694	27.18	72,492	69,344	5,060	6,576,343	18,104,603	1,553.64	11,653	290,118
36 Minnesota Conference	7,427,387	858.46	239,547	27.69	26,275	54,810	4,419	5,009,663	12,762,101	1,475.05	8,652	222,682
37 Rocky Mountain Conference	15,343,091	885.25	374,195	21.59	77,956	69,140	4,203	9,625,216	25,493,801	1,470.91	17,332	361,607
Totals	54,916,000	817.90	1,513,978	22.55	293,702	288,979	42,454	34,059,856	91,114,969	1,357.03	67,143	1,437,279
38 NORTH PACIFIC UNION CONFERENCE	326,245		21						326,266			21
39 Alaska Conference	4,217,156	1,097.65	69,361	18.05	22,335	127,988	1,036	2,138,903	6,576,779	1,711.81	3,842	64,179
40 Idaho Conference of SDA, Inc	5,445,219	826.54	152,037	23.08	14,671	217,828	3,131	3,731,168	9,564,054	1,451.74	6,588	146,021
41 Montana Conference	4,063,857	1,013.94	109,923	27.43	36,650	153,533	1,968	2,386,961	6,752,892	1,684.85	4,008	101,659
42 Oregon Conference	31,591,979	888.34	903,945	25.42	143,851	1,317,156	3,506	19,592,859	53,553,296	1,505.87	35,563	867,311
43 Upper Columbia Conference	24,266,092	932.77	717,661	27.59	190,438	1,231,352	14,397	15,142,146	41,562,086	1,597.62	26,015	595,415
44 Washington Conference	21,105,282	946.26	413,775	18.55	48,683	834,716	433	585,050	22,987,939	1,030.66	22,304	339,673
Totals	91,015,830	925.71	2,366,723	24.07	456,628	3,882,573	24,471	43,577,087	141,323,312	1,437.38	98,320	2,114,279

## GENERAL STATISTICS BY DIVISIONS FOR 2014

Conference or Mission	Tithe and Offerings										Per Capita	
	7	8	9	10	11	12a	12b	13	14a	14b	Basis	17
1	Tithe	Tithe Per Capita	World Mission Fund, Including Sabbath School	World Mission Fund Per Capita	Other General Conference Funds	Intradivision Funds	Ingathering Funds	Local Church Funds	Total Tithe and Offerings	Total Tithe and Offerings Per Capita	Membership Basis for Per Capita Calculations June 30, 2013	Sabbath School Mission Offerings
<b>NORTH AMERICAN DIVISION (CONT'D)</b>												
45 PACIFIC UNION CONFERENCE												
46 Arizona Conference	11,342,207	593.06	293,324	15.34	37,103	80,760	3,156	33,632,142	45,388,692	2,373.26	19,125	283,762
47 Central California Conference of SDA	26,444,629	721.66	615,413	16.79	150,455	165,026	1,226	17,781,867	45,158,616	1,232.36	36,644	585,130
48 Hawaii Conference	5,211,224	875.54	149,154	25.06	28,156	37,407	4,795	4,087,780	9,518,516	1,599.21	5,952	144,716
49 Nevada-Utah Conference	6,368,699	672.51	146,530	15.47	16,659	20,960	207	4,529,766	11,082,821	1,170.31	9,470	143,161
50 Northern California Conference of SDA	38,105,335	961.72	609,055	15.37	538,447	220,231	8,347	19,667,599	59,149,014	1,492.83	39,622	585,892
51 Southeastern California Conference	51,467,357	729.29	1,119,006	15.86	103,812	243,082	8,172	43,639,481	96,580,910	1,368.54	70,572	1,091,934
52 Southern California Conference	32,549,656	759.71	622,513	14.53	117,800	64,065	20,463	25,365,663	58,740,160	1,370.99	42,845	606,755
Totals	171,489,107	764.79	3,554,995	15.85	992,432	831,531	46,366	148,704,298	325,618,729	1,452.16	224,230	3,441,350
53 SOUTHERN UNION CONFERENCE												
54 Carolina Conference	21,712,994	1,013.92	572,723	26.74	109,062	157,613	37,832	12,936,459	35,526,683	1,658.96	21,415	557,622
55 Florida Conference	53,165,484	864.66	1,028,184	16.72	215,800	230,024	56,130	34,385,690	89,081,312	1,448.78	61,487	982,278
56 Georgia-Cumberland Conference	45,636,581	1,216.94	1,033,671	27.56	143,017	294,415	57,894	22,656,258	69,821,836	1,861.87	37,501	986,936
57 Gulf States Conference	10,390,386	914.32	322,802	28.41	40,147	76,156	9,453	5,297,043	16,135,987	1,419.92	11,364	313,776
58 Kentucky-Tennessee Conference	15,006,076	1,058.56	333,830	23.55	91,600	83,105	23,701	7,589,999	23,128,311	1,631.51	14,176	313,591
59 South Atlantic Conference	21,412,174	471.33	309,157	6.81	21,872	40,327	1,120	5,231,942	27,016,592	594.70	45,429	270,609
60 South Central Conference	19,239,104	605.96	219,670	6.92	10,386	19,470	37,843	5,960,859	25,487,332	802.75	31,750	165,643
61 Southeastern Conference	22,159,135	481.52	283,044	6.15	17,332	16,435	...	4,414,870	26,890,816	584.34	46,019	244,170
Totals	208,721,934	775.51	4,103,081	15.25	649,216	917,545	223,973	98,473,120	313,088,869	1,163.29	269,141	3,834,625
62 SOUTHWESTERN UNION CONFERENCE	163,318	...	...	...	...	...	...	...	163,318	...	...	...
63 Arkansas-Louisiana Conference	10,856,798	888.01	265,436	21.71	45,041	790,313	41,046	663,012	12,661,646	1,035.63	12,226	256,355
64 Oklahoma Conference	7,829,054	908.14	213,350	24.75	66,477	604,643	10,153	5,234,057	13,957,734	1,619.04	8,621	201,658
65 Southwest Region Conference	11,917,025	485.28	124,375	5.06	19,352	100,337	4,578	8,587,421	20,753,088	845.10	24,557	116,128
66 Texas Conference	45,341,274	900.79	1,022,137	20.31	143,281	302,177	58,090	4,636,220	51,503,179	1,023.21	50,335	982,504
67 Texico Conference	6,975,541	589.20	193,848	16.37	31,685	160,687	2,941	4,775,206	12,139,908	1,025.42	11,839	187,189
Totals	83,083,010	772.30	1,819,146	16.91	305,836	1,958,157	116,808	23,895,916	111,178,873	1,033.47	107,578	1,743,834
68 ATTACHED FIELD												
69 Guam-Micronesia Mission	2,275,648	476.78	50,056	10.49	14,575	18,406	64	...	2,358,749	494.19	4,773	48,422
70 NORTH AMERICAN DIVISION	126,675	...	141,039	...	...	...	...	...	267,714	...	25	52,508
71 Atlantic Union Conference	97,301,772	876.96	2,061,961	18.58	190,185	2,451,508	339,605	40,129,228	142,474,259	1,284.08	110,954	2,029,053
72 Canada, SDA Church in	64,822,539	983.38	2,211,254	33.55	310,178	4,946,958	420,619	39,961,459	112,673,007	1,709.29	65,918	2,106,291
73 Columbia Union Conference	122,624,813	885.70	2,195,269	15.86	363,899	471,725	172,901	2,201,277	128,029,884	924.74	138,450	2,131,680
74 Lake Union Conference	69,213,759	813.18	2,233,736	26.24	323,064	3,207,808	104,586	34,834,518	109,917,471	1,291.40	85,115	2,152,596
75 Mid-America Union Conference	54,916,000	817.90	1,513,978	22.55	293,702	288,979	42,454	34,059,856	91,114,969	1,357.03	67,143	1,437,279
76 North Pacific Union Conference	91,015,830	925.71	2,366,723	24.07	456,628	3,882,573	24,471	43,577,087	141,323,312	1,437.38	98,320	2,114,279
77 Pacific Union Conference	171,489,107	764.79	3,554,995	15.85	992,432	831,531	46,366	148,704,298	325,618,729	1,452.16	224,230	3,441,350
78 Southern Union Conference	208,721,934	775.51	4,103,081	15.25	649,216	917,545	223,973	98,473,120	313,088,869	1,163.29	269,141	3,834,625
79 Southwestern Union Conference	83,083,010	772.30	1,819,146	16.91	305,836	1,958,157	116,808	23,895,916	111,178,873	1,033.47	107,578	1,743,834
80 Attached Field	2,275,648	476.78	50,056	10.49	14,575	18,406	64	...	2,358,749	494.19	4,773	48,422
DIVISION TOTALS	965,591,087	824.13	22,251,238	18.99	3,899,715	18,975,190	1,491,847	465,836,759	1,478,045,836	1,261.51	1,171,647	21,091,917
<b>NORTHERN ASIA-PACIFIC DIVISION</b>												
1 CHINESE UNION MISSION	30,383	...	...	...	...	...	...	...	30,383	...	...	...
2 China	...	...	...	...	...	...	...	...	...	...	411,981	...
3 Hong Kong-Macao Conference	2,707,459	542.03	188,035	37.64	16,818	9,733	...	320,303	3,242,348	649.12	4,995	86,076
Totals	2,737,842	6.57	188,035	0.45	16,818	9,733	...	320,303	3,272,731	7.85	416,976	86,076
4 JAPAN UNION CONFERENCE	394,199	...	1,328	...	415	19,519	540	...	416,001	...	...	851
5 East Japan Conference	6,354,424	789.08	270,333	33.57	74,096	478,405	86,269	2,250,859	9,514,386	1,181.47	8,053	113,412
6 Okinawa Mission	973,066	464.25	42,268	20.17	12,879	94,044	21,065	399,052	1,542,374	735.87	2,096	17,056
7 West Japan Conference	3,105,492	607.73	154,554	30.25	39,021	261,906	49,431	1,459,541	5,069,945	992.16	5,110	69,285
Totals	10,827,181	709.56	468,483	30.70	126,411	853,874	157,305	4,109,452	16,542,706	1,084.13	15,259	200,604
8 KOREAN UNION CONFERENCE	26,605	...	468	...	...	...	...	...	27,073	...	...	399
9 East Central Korean Conference	17,703,310	237.14	839,822	11.25	99,361	483,894	66,714	6,116,180	25,309,281	339.03	74,652	486,813
10 Middlewest Korean Conference	18,492,788	653.02	943,134	33.30	120,868	365,308	59,895	1,584,085	21,566,078	761.54	28,319	573,414
11 North Korean Mission*	...	...	...	...	...	...	...	...	...	...	866	...
12 Southeast Korean Conference	8,097,934	259.77	312,644	10.03	30,447	243,035	28,127	5,627,086	14,339,273	459.98	31,174	176,265
13 Southwest Korean Conference	9,289,353	452.81	505,113	24.62	53,987	255,384	28,569	2,374,561	12,506,967	609.65	20,515	297,137
14 West Central Korean Conference	6,063,174	78.02	290,601	3.74	31,058	568,034	28,488	13,874,762	20,856,117	268.38	77,710	179,995
15 Jeju Attached Region	450,119	333.92	26,688	19.80	3,411	21,802	919	213,345	716,284	531.37	1,348	17,144
Totals	60,123,283	256.30	2,918,470	12.44	339,132	1,937,457	212,712	29,790,019	95,321,073	406.34	234,584	1,731,167
*As last reported in 1959.												
16 ATTACHED FIELDS												
17 Mongolia Mission	53,248	27.98	2,606	1.37	...	...	...	9,281	65,135	34.23	1,903	...
18 Taiwan Conference	2,658,186	434.13	68,074	11.12	4,650	75,241	...	1,672,747	4,478,898	731.49	6,123	49,630
Totals	2,711,434	337.83	70,680	8.81	4,650	75,241	...	1,682,028	4,544,033	566.16	8,026	49,630

# STATISTICAL REPORT FOR 2014

Conference or Mission	Tithe and Offerings										Per Capita	Basis	17
1	7	8	9	10	11	12a	12b	13	14a	14b	Membership Basis for Per Capita Calculations June 30, 2013	17	
Conference or Mission	Tithe	Tithe Per Capita	World Mission Fund, Including Sabbath School	World Mission Fund Per Capita	Other General Conference Funds	Intradivision Funds	Ingathering Funds	Local Church Funds	Total Tithe and Offerings	Total Tithe and Offerings Per Capita	Membership Basis for Per Capita Calculations June 30, 2013	Sabbath School Mission Offerings	

## NORTHERN ASIA-PACIFIC DIVISION (CONT'D)

19 NORTHERN ASIA-PACIFIC DIVISION												
20 Chinese Union Mission	2,737,842	6.57	188,035	0.45	16,818	9,733		320,303	3,272,731	7.85	416,976	86,076
21 Japan Union Conference	10,827,181	709.56	468,483	30.70	126,411	853,874	157,305	4,109,452	16,542,706	1,084.13	15,259	200,604
22 Korean Union Conference	60,123,283	256.30	2,918,470	12.44	339,132	1,937,457	212,712	29,790,019	95,321,073	406.34	234,584	1,731,167
23 Attached Fields	2,711,434	337.83	70,680	8.81	4,650	75,241		1,682,028	4,544,033	566.16	8,026	49,630
<b>DIVISION TOTALS</b>	<b>76,399,740</b>	<b>113.21</b>	<b>3,645,668</b>	<b>5.40</b>	<b>487,011</b>	<b>2,876,305</b>	<b>370,017</b>	<b>35,901,802</b>	<b>119,680,543</b>	<b>177.35</b>	<b>674,845</b>	<b>2,067,477</b>

## SOUTH AMERICAN DIVISION

1 ARGENTINA UNION CONFERENCE												267,403
2 Buenos Aires Conference	5,168,537	175.66	133,415	4.53	9,185	154,569	2	1,637,647	7,103,355	241.42	29,423	
3 Central Argentine Conference	5,303,700	262.57	127,824	6.33	1,564	171,414	1,558	1,494,840	7,100,900	351.55	20,199	
4 Central West Argentine Mission	1,122,592	144.94	22,987	2.97	979	30,859	362	364,325	1,542,104	199.11	7,745	
5 North Argentine Conference	3,560,088	141.13	84,489	3.35	11,560	94,957	7	1,046,311	4,797,412	190.18	25,225	
6 Northwest Argentine Mission	1,252,342	113.00	23,534	2.12	2,323	30,140	7	336,593	1,644,939	148.42	11,083	
7 South Argentine Conference	2,874,738	243.91	86,125	7.31	155	93,466		773,991	3,828,475	324.83	11,786	
<b>Totals</b>	<b>19,281,997</b>	<b>182.84</b>	<b>478,374</b>	<b>4.54</b>	<b>25,766</b>	<b>575,405</b>	<b>1,936</b>	<b>5,653,707</b>	<b>26,017,185</b>	<b>246.70</b>	<b>105,461</b>	<b>267,403</b>
8 BOLIVIA UNION MISSION												211,466
9 Central Bolivia Mission	2,268,490	92.07	87,908	3.57		26,357		308,410	2,691,165	109.23	24,638	
10 East Bolivia Mission	3,404,374	149.13	133,128	5.83		39,438		436,593	4,013,533	175.82	22,828	
11 West Bolivia Mission	3,059,662	63.57	142,683	2.96		41,529		438,035	3,681,909	76.50	48,131	
<b>Totals</b>	<b>8,732,526</b>	<b>91.35</b>	<b>363,719</b>	<b>3.80</b>		<b>107,324</b>		<b>1,183,038</b>	<b>10,386,607</b>	<b>108.65</b>	<b>95,597</b>	<b>211,466</b>
12 CENTRAL BRAZIL UNION CONF												2,385,414
13 Central Sao Paulo Conference	16,232,531	563.79	512,321	17.79	1,644	518,781	113,819	4,615,561	21,994,657	763.92	28,792	
14 East Sao Paulo Conference	15,608,107	476.29	494,188	15.08	48	518,791	21,108	5,435,233	22,077,475	673.71	32,770	
15 Sao Paulo Conference	23,782,043	661.18	709,848	19.73	563	719,923	40,610	7,289,062	32,542,049	904.72	35,969	
16 Sao Paulo Valley Conference	13,430,451	482.90	546,735	19.66	763	562,547	27,924	4,056,761	18,625,181	669.68	27,812	
17 South Sao Paulo Conference	19,462,577	430.84	935,672	20.71	28	908,789	3,810	5,261,421	26,572,297	588.22	45,174	
18 Southwest Sao Paulo Conference	14,142,452	544.99	524,224	20.20	250	539,350	116,793	4,106,650	19,429,719	748.74	25,950	
19 West Sao Paulo Conference	15,238,265	534.23	647,031	22.68	351	631,695	131,643	5,152,208	21,801,193	764.31	28,524	
<b>Totals</b>	<b>117,896,426</b>	<b>524.01</b>	<b>4,370,019</b>	<b>19.42</b>	<b>3,647</b>	<b>4,399,876</b>	<b>455,707</b>	<b>35,916,896</b>	<b>163,042,571</b>	<b>724.66</b>	<b>224,991</b>	<b>2,385,414</b>
20 CHILE UNION MISSION												583,716
21 Central Chile Mission	1,452,779	185.26	72,324	9.22	68,292	20,241	1,193	406,128	2,020,957	257.71	7,842	
22 Central South Chile Conference	4,414,418	192.11	166,364	7.24	157,088	48,116	4,297	1,142,211	5,932,494	258.18	22,978	
23 Metropolitan Chile Conference	5,016,470	250.61	231,928	11.59	219,112	65,927	4,614	1,110,952	6,649,003	332.17	20,017	
24 North Chile Mission	2,942,851	211.64	150,868	10.85	142,461	40,284	1,752	888,451	4,166,667	299.65	13,905	
25 Pacific Chile Mission	2,843,043	217.79	137,671	10.55	129,740	37,912		930,297	4,078,663	312.45	13,054	
26 South Austral Chile Conference	3,753,686	153.42	169,190	6.92	159,528	46,621	3,577	906,084	5,038,686	205.94	24,467	
27 South Metropolitan Chile Mission	2,384,863	197.80	113,138	9.38	106,788	31,821	3,835	653,067	3,293,512	273.16	12,057	
<b>Totals</b>	<b>22,808,110</b>	<b>199.51</b>	<b>1,041,483</b>	<b>9.11</b>	<b>983,009</b>	<b>290,922</b>	<b>19,268</b>	<b>6,037,190</b>	<b>31,179,982</b>	<b>272.74</b>	<b>114,320</b>	<b>583,716</b>
28 EAST BRAZIL UNION MISSION												1,289,457
29 Bahia Conference	12,376,016	312.77	597,769	15.11		778,784		3,892,703	17,645,272	445.94	39,569	
30 Central Bahia Conference	7,196,109	256.49	330,820	11.79		447,810	101	1,843,025	9,817,865	349.94	28,056	
31 North Bahia Mission	5,173,362	225.37	306,286	13.34		400,158	31	590,456	6,470,293	281.87	22,955	
32 Sergipe Mission	5,336,506	251.26	298,413	14.05		344,322	4	564,377	6,543,622	308.09	21,239	
33 South Bahia Conference	9,055,635	214.81	414,217	9.83		503,631		1,011,223	10,984,706	260.57	42,156	
34 Southwest Bahia Mission	7,054,863	273.44	347,824	13.48		428,016	966	1,945,608	9,777,277	378.96	25,800	
<b>Totals</b>	<b>46,192,491</b>	<b>256.95</b>	<b>2,295,329</b>	<b>12.77</b>		<b>2,902,721</b>	<b>1,102</b>	<b>9,847,392</b>	<b>61,239,035</b>	<b>340.64</b>	<b>179,775</b>	<b>1,289,457</b>
35 ECUADOR UNION MISSION												198,825
36 North Ecuador Mission	3,177,426	111.61	184,958	6.50	5,311	694,844	5,998	365,328	4,433,865	155.75	28,468	
37 South Ecuador Mission	2,802,898	101.22	168,892	6.10	5,636	610,592	2,452	162,287	3,752,757	135.53	27,690	
<b>Totals</b>	<b>5,980,324</b>	<b>106.49</b>	<b>353,850</b>	<b>6.30</b>	<b>10,947</b>	<b>1,305,436</b>	<b>8,450</b>	<b>527,615</b>	<b>8,186,622</b>	<b>145.78</b>	<b>56,158</b>	<b>198,825</b>
38 NORTH BRAZIL UNION MISSION												1,336,787
39 Maranhao Conference	11,882,476	193.34	577,236	9.39		665,266	7	2,500,796	15,625,781	254.25	61,459	
40 North Para Conference	13,971,881	254.25	523,244	9.52	97	508,081	2,758	3,323,002	18,329,063	333.54	54,953	
41 South Maranhao Mission	6,904,669	183.51	444,136	11.80		443,313	3	1,391,452	9,183,573	244.08	37,626	
42 South Para Conference	9,505,995	267.87	487,749	13.74	4	545,695		2,276,102	12,815,545	361.13	35,487	
43 West Para Mission	5,905,518	238.44	334,324	13.50		354,939		1,526,494	8,121,275	327.91	24,767	
<b>Totals</b>	<b>48,170,539</b>	<b>224.79</b>	<b>2,366,689</b>	<b>11.04</b>	<b>101</b>	<b>2,517,294</b>	<b>2,768</b>	<b>11,017,846</b>	<b>64,075,237</b>	<b>299.01</b>	<b>214,292</b>	<b>1,336,787</b>
44 NORTH PERU UNION MISSION												357,122
45 East Central Peru Conference	4,275,926	179.93	118,198	4.97	115,181	33,976	509	1,100,096	5,643,886	237.49	23,765	
46 North Pacific Conference	4,641,275	78.68	144,639	2.45	140,093	42,465		427,354	5,395,826	91.47	58,991	
47 North Peru Mission	3,879,212	76.51	143,805	2.84	143,804	43,246		704,415	4,914,482	96.92	50,705	
48 Northeast Peru Mission	2,751,015	76.34	84,589	2.35	81,943	10,069		531,724	3,459,340	96.00	36,036	
49 West Central Peru Mission	3,444,404	117.93	123,014	4.21	122,987	35,064		1,076,795	4,802,264	164.42	29,208	
<b>Totals</b>	<b>18,991,832</b>	<b>95.58</b>	<b>614,245</b>	<b>3.09</b>	<b>604,008</b>	<b>164,820</b>	<b>509</b>	<b>3,840,384</b>	<b>24,215,798</b>	<b>121.87</b>	<b>198,705</b>	<b>357,122</b>

## GENERAL STATISTICS BY DIVISIONS FOR 2014

Conference or Mission	Tithe and Offerings										Per Capita	
	7	8	9	10	11	12a	12b	13	14a	14b	Basis	17
1	Tithe	Tithe Per Capita	World Mission Fund, Including Sabbath School	World Mission Fund Per Capita	Other General Conference Funds	Intradivision Funds	Ingathering Funds	Local Church Funds	Total Tithe and Offerings	Total Tithe and Offerings Per Capita	Membership Basis for Per Capita Calculations June 30, 2013	Sabbath School Mission Offerings
<b>SOUTH AMERICAN DIVISION (CONT'D)</b>												
50 NORTHEAST BRAZIL UNION MISSION												1,291,747
51 Alagoas Mission	5,232,423	194.35	257,208	9.55	1,063	79,324	1,992	3,313,205	8,885,215	330.02	26,923	
52 Central Pernambuco Conference	7,823,904	227.85	500,512	14.58	15,014	86,679	218	4,666,243	13,092,570	381.29	34,338	
53 North Coast Conference	11,495,982	189.77	606,233	10.01	6,453	174,697	16	5,231,067	17,514,448	289.13	60,577	
54 Northeast Brazil Mission	7,869,879	204.95	433,746	11.30	12,930	124,709	7	5,303,097	13,744,368	357.94	38,399	
55 Pernambuco Conference	7,983,715	286.90	473,253	17.01	12,437	138,691	57	4,343,957	12,952,110	465.43	27,828	
Totals	40,405,903	214.85	2,270,952	12.08	47,897	604,100	2,290	22,857,569	66,188,711	351.95	188,065	1,291,747
56 NORTHWEST BRAZIL UNION MISSION												897,953
57 Amazonas-Roraima Conference	12,754,939	244.75	636,930	12.22		671,234	4,903	4,416,258	18,484,264	354.69	52,114	
58 Central Amazon Conference	10,439,865	292.70	381,680	10.70	3	335,281	10,610	3,738,957	14,906,396	417.92	35,668	
59 South Rondonia Conference	6,994,703	387.58	321,263	17.80	288	262,927	234	2,248,293	9,827,708	544.56	18,047	
60 West Amazon Conference	8,736,308	301.88	367,183	12.69	47	339,100	782	2,444,207	11,887,627	410.77	28,940	
Totals	38,925,815	288.83	1,707,056	12.67	338	1,608,542	16,529	12,847,715	55,105,995	408.89	134,769	897,953
61 PARAGUAY UN OF CHURCHES MISS	2,505,680	195.88	95,046	7.43		99,625	165	744,841	3,445,357	269.34	12,792	54,864
62 SOUTH BRAZIL UNION CONFERENCE												1,996,954
63 Central Parana Conference	11,629,120	506.94	630,008	27.46		179,836	47,722	4,057,713	16,544,399	721.20	22,940	
64 Central Rio Grande do Sul Conference	10,653,301	416.88	333,194	13.04		91,372	12,860	2,811,613	13,902,340	544.02	25,555	
65 North Parana Conference	10,789,212	473.90	433,375	19.04		123,979	40,422	3,339,466	14,726,454	646.83	22,767	
66 North Santa Catarina Conference	9,802,155	565.49	416,276	24.01		118,040	38,950	2,481,082	12,856,503	741.69	17,334	
67 Rio Grande do Sul Conference	12,456,366	436.41	533,139	18.68		165,793	47,120	3,486,342	16,688,760	584.69	28,543	
68 Santa Catarina Conference	10,743,404	593.89	517,895	28.63		145,192	82,851	3,052,847	14,542,189	803.88	18,090	
69 South Parana Conference	10,381,225	563.16	470,859	25.54		128,174	25,191	3,545,501	14,550,950	789.35	18,434	
70 West Parana Mission	6,973,421	469.97	278,913	18.80	3	80,022	38,429	1,851,691	9,222,479	621.54	14,838	
71 Western Rio Grande do Sul Mission	3,779,109	340.46	135,738	12.23		44,556	13,018	1,109,508	5,081,929	457.83	11,100	
Totals	87,207,313	485.56	3,749,397	20.88	3	1,076,964	346,563	25,735,763	118,116,003	657.66	179,601	1,996,954
72 SOUTH PERU UNION MISSION												343,671
73 Central Andina Mission	1,400,875	56.75	42,485	1.72		12,303		356,759	1,812,422	73.42	24,684	
74 Central Peru Conference	5,528,887	103.00	202,772	3.78		58,937	187	1,531,718	7,322,501	136.41	53,679	
75 East Peru Mission	1,889,367	70.31	75,055	2.79		21,807		448,661	2,434,890	90.61	26,871	
76 Lake Titicaca Mission	2,939,871	68.14	93,161	2.16		27,270	60	548,651	3,609,013	83.64	43,147	
77 South Peru Mission	3,217,430	96.36	118,925	3.56		34,589	1,042	1,032,709	4,404,695	131.92	33,388	
78 Southeast Peru Mission	1,640,300	55.58	59,154	2.00		17,147	3	310,738	2,027,342	68.69	29,515	
Totals	16,616,730	78.65	591,552	2.80		172,053	1,292	4,229,236	21,610,863	102.28	211,284	343,671
79 SOUTHEAST BRAZIL UNION CONF												1,617,707
80 Central Minas Conference	12,543,942	493.95	418,651	16.49		145,863	2,114	4,190,214	17,300,784	681.27	25,395	
81 East Minas Conference	6,105,603	400.68	217,308	14.26		76,080	20	2,325,837	8,724,848	572.57	15,238	
82 Espirito Santo Conference	10,375,685	422.91	357,436	14.57		122,548	19	2,830,220	13,685,908	557.83	24,534	
83 North Minas Mission	3,408,239	292.60	145,932	12.53		131,877	17	1,140,304	4,826,369	414.35	11,648	
84 Rio de Janeiro Conference	8,719,783	593.87	358,710	24.43		128,554	43	2,893,407	12,100,497	824.12	14,683	
85 Rio Fluminense Conference	9,981,540	565.72	384,224	21.78		135,947	954	2,692,263	13,194,928	747.84	17,644	
86 South Espirito Santo Conference	9,437,281	418.97	352,181	15.64		127,644	59	2,354,002	12,271,167	544.78	22,525	
87 South Minas Conference	6,824,371	361.00	226,044	11.96		73,191	516	2,044,552	9,168,674	485.01	18,904	
88 South Rio Conference	12,020,196	497.85	567,979	23.52		223,869	25,485	4,442,303	17,279,832	715.70	24,144	
Totals	79,416,640	454.55	3,028,465	17.33		1,165,573	29,227	24,913,102	108,553,007	621.31	174,715	1,617,707
89 URUGUAY UNION OF CHURCHES MISS	2,186,240	280.25	64,874	8.32		81,972	1,161	404,358	2,738,605	351.06	7,801	35,045
90 WEST CENTRAL BRAZIL UNION MISS												1,206,373
91 Central Brazil Conference	11,744,395	491.38	521,343	21.81			16,885	4,192,161	16,474,784	689.29	23,901	
92 Central Planalto Conference	15,437,757	630.27	400,969	16.37				4,609,127	20,447,853	834.81	24,494	
93 Mato Grosso Conference	14,778,240	537.37	703,043	25.56			33	4,542,172	20,023,570	728.10	27,501	
94 South Mato Grosso Conference	10,379,215	503.41	392,327	19.03			82	2,758,403	13,530,016	656.22	20,618	
95 Tocantins Mission	4,167,001	468.52	179,478	20.18			15	1,357,190	5,703,684	641.30	8,894	
Totals	56,506,608	536.08	2,197,160	20.84			33	17,053	17,459,053	722.71	105,408	1,206,373
96 SOUTH AMERICAN DIVISION												
97 Argentina Union Conference	19,281,997	182.84	478,374	4.54	25,766	575,405	1,936	5,653,707	26,017,185	246.70	105,461	267,403
98 Bolivia Union Mission	8,732,526	91.35	363,719	3.80		107,324		1,183,038	10,386,607	108.65	95,597	211,466
99 Central Brazil Union Conference	117,896,426	524.01	4,370,019	19.42	3,647	4,399,876	455,707	35,916,896	163,042,571	724.66	224,991	2,385,414
100 Chile Union Mission	22,808,110	199.51	1,041,483	9.11	983,009	290,922	19,268	6,037,190	31,179,982	272.74	114,320	583,716
101 East Brazil Union Mission	46,192,491	256.95	2,295,329	12.77		2,902,721	1,102	9,847,392	61,239,035	340.64	179,775	1,289,457
102 Ecuador Union Mission	5,980,324	106.49	353,850	6.30	10,947	1,305,436	8,450	527,615	8,186,622	145.78	56,158	198,825
103 North Brazil Union Mission	48,170,539	224.79	2,366,689	11.04	101	2,517,294	2,768	11,017,846	64,075,237	299.01	214,292	1,336,787
104 North Peru Union Mission	18,991,832	95.58	614,245	3.09	604,008	164,820	509	3,840,384	24,215,798	121.87	198,705	357,122
105 Northeast Brazil Union Mission	40,405,903	214.85	2,270,952	12.08	47,897	604,100	2,290	22,857,569	66,188,711	351.95	188,065	1,291,747
106 Northwest Brazil Union Mission	38,925,815	288.83	1,707,056	12.67	338	1,608,542	16,529	12,847,715	55,105,995	408.89	134,769	897,953
107 Paraguay Union of Churches Mission	2,505,680	195.88	95,046	7.43		99,625	165	744,841	3,445,357	269.34	12,792	54,864
108 South Brazil Union Conference	87,207,313	485.56	3,749,397	20.88	3	1,076,964	346,563	25,735,763	118,116,003	657.66	179,601	1,996,954
109 South Peru Union Mission	16,616,730	78.65	591,552	2.80		172,053	1,292	4,229,236	21,610,863	102.28	211,284	343,671





## GENERAL STATISTICS BY DIVISIONS FOR 2014

Conference or Mission	Tithe and Offerings										Per Capita Basis	17
	7	8	9	10	11	12a	12b	13	14a	14b		
1	Tithe	Tithe Per Capita	World Mission Fund, Including Sabbath School	World Mission Fund Per Capita	Other General Conference Funds	Intradivision Funds	Ingathering Funds	Local Church Funds	Total Tithe and Offerings	Total Tithe and Offerings Per Capita	Membership Basis for Per Capita Calculations June 30, 2013	Sabbath School Mission Offerings
<b>SOUTHERN AFRICA-INDIAN OCEAN DIVISION (CONT'D)</b>												
12 MALAWI UNION MISSION	26,478	...	...	...	...	...	...	...	26,478	...	...	122,278
13 Central Malawi Conference	1,648,024	24.99	51,975	0.79	...	77,962	...	129,937	1,907,898	28.93	65,938	...
14 North Malawi Field	459,368	7.37	22,160	0.36	...	33,240	...	55,400	570,168	9.15	62,330	...
15 South Malawi Field	2,579,301	8.88	121,260	0.42	...	181,889	...	303,149	3,185,599	10.96	290,579	...
Totals	4,713,171	11.25	195,395	0.47	...	293,091	...	488,486	5,690,143	13.59	418,847	122,278
<b>MOZAMBIQUE UNION MISSION</b>												
16 MOZAMBIQUE UNION MISSION	16,355	...	...	...	...	...	...	...	16,355	...	...	40,539
17 Central Mission	379,540	6.97	17,083	0.31	...	25,625	...	42,708	464,956	8.54	54,475	...
18 North Mission	173,842	0.81	17,093	0.08	...	25,640	...	42,733	259,308	1.20	215,752	...
19 North-East Mission	98,732	8.62	5,682	0.50	...	12,040	...	14,206	130,660	11.41	11,455	...
20 South Mission	416,846	18.90	34,802	1.58	...	52,203	...	87,005	590,856	26.79	22,057	...
Totals	1,085,315	3.57	74,660	0.25	...	115,508	...	186,652	1,462,135	4.81	303,739	40,539
<b>NORTH-EASTERN ANGOLA UN MISSION</b>												
21 NORTH-EASTERN ANGOLA UN MISSION	...	...	...	...	...	...	...	...	...	...	...	201,985
22 East Association Mission	1,085,794	14.28	20,484	0.27	...	30,725	...	51,209	1,188,212	15.63	76,042	...
23 North Association Mission	7,035,474	56.60	306,687	2.47	...	460,031	...	766,719	8,568,911	68.94	124,303	...
Totals	8,121,268	40.54	327,171	1.63	...	490,756	...	817,928	9,757,123	48.70	200,345	201,985
<b>SOUTHERN AFRICA UNION CONFERENCE</b>												
24 SOUTHERN AFRICA UNION CONF	1,620	...	...	...	...	...	...	...	1,620	...	...	405,826
25 Cape Conference	8,030,948	202.31	157,908	3.98	...	236,863	...	394,771	8,820,490	222.20	39,696	...
26 KwaZulu Natal-Free State Conference	4,196,336	248.50	114,428	6.78	...	171,642	...	286,070	4,768,476	282.38	16,887	...
27 Lesotho Conference	305,053	40.65	6,971	0.93	...	10,456	...	17,427	339,907	45.29	7,505	...
28 Namibia Conference	1,853,268	101.63	26,594	1.46	...	39,891	...	66,486	1,986,239	108.92	18,236	...
29 Northern Conference	8,644,402	485.31	140,354	7.88	...	210,531	...	350,885	9,346,172	524.71	17,812	...
30 Swaziland Conference	680,172	103.43	7,419	1.13	...	11,128	...	18,547	717,266	109.07	6,576	...
31 Trans-Orange Conference	6,316,762	160.30	187,102	4.75	...	280,653	...	467,755	7,252,272	184.04	39,405	...
Totals	30,028,561	205.51	640,776	4.39	...	961,164	...	1,601,941	33,232,442	227.44	146,117	405,826
<b>SOUTH-WESTERN ANGOLA UN MISSION</b>												
32 SOUTH-WESTERN ANGOLA UN MISSION	...	...	...	...	...	...	...	...	...	...	...	191,413
33 Central Association Mission	5,920,113	37.57	194,749	1.24	...	292,124	...	486,873	6,893,859	43.75	157,578	...
34 South Association Mission	2,865,365	39.66	101,042	1.40	...	151,563	...	252,604	3,370,574	46.65	72,248	...
Totals	8,785,478	38.23	295,791	1.29	...	443,687	...	739,477	10,264,433	44.66	229,826	191,413
<b>ZAMBIA UNION CONFERENCE</b>												
35 ZAMBIA UNION CONFERENCE	...	...	...	...	...	...	...	...	...	...	...	796,298
36 Central Zambia Conference	3,750,228	24.89	286,349	1.90	...	429,523	...	715,872	5,181,972	34.40	150,660	...
37 Copperbelt Zambia Conference	3,243,832	23.22	265,424	1.90	...	398,137	...	663,561	4,570,954	32.71	139,725	...
38 East Zambia Field	484,308	22.11	22,386	1.02	...	33,579	...	55,964	596,237	27.21	21,909	...
39 Luapula Zambia Field	613,874	7.92	29,679	0.38	...	44,518	...	74,197	762,268	9.84	77,486	...
40 Lusaka Conference	4,272,951	35.17	335,886	2.76	...	503,829	...	839,716	5,952,382	49.00	121,487	...
41 North Zambia Field	702,502	12.65	56,379	1.02	...	84,569	...	140,948	984,398	17.73	55,534	...
42 South Zambia Conference	2,709,127	11.79	216,293	0.94	...	324,439	...	540,732	3,790,591	16.49	229,807	...
43 West Zambia Field	704,471	11.55	38,914	0.64	...	58,371	...	97,285	899,041	14.75	60,972	...
Totals	16,481,293	19.22	1,251,310	1.46	...	1,876,965	...	3,128,275	22,737,843	26.51	857,580	796,298
<b>ZIMBABWE UNION CONFERENCE</b>												
44 ZIMBABWE UNION CONFERENCE	22,166	...	149	...	...	224	...	373	22,912	...	...	473,845
45 Central Zimbabwe Conference	2,760,955	11.09	188,901	0.76	...	283,352	...	472,253	3,705,461	14.88	249,045	...
46 East Zimbabwe Conference	6,774,463	24.44	306,870	1.11	...	460,305	...	767,175	8,308,813	29.97	277,225	...
47 West Zimbabwe Conference	3,747,137	16.95	257,285	1.16	...	385,928	...	643,214	5,033,564	22.78	221,007	...
Totals	13,304,721	17.80	753,205	1.01	...	1,129,809	...	1,883,015	17,070,750	22.84	747,277	473,845
<b>ATTACHED FIELD</b>												
48 ATTACHED FIELD	...	...	...	...	...	...	...	...	...	...	...	4,928
49 Sao Tome and Principe Mission	177,413	37.52	8,475	1.79	...	12,713	...	21,189	219,790	46.49	4,728	4,928
<b>SOUTHERN AFRICA-INDIAN OCEAN DIVISION</b>												
50 SOUTHERN AFRICA-INDIAN OCEAN DIV	57,002	...	...	...	...	...	...	...	57,002	...	...	...
51 Botswana Union Conference	2,935,327	81.68	94,387	2.63	...	141,580	...	235,967	3,407,261	94.81	35,936	59,557
52 Indian Ocean Union Conference	5,485,943	46.38	235,574	1.99	...	353,362	...	588,936	6,663,815	56.34	118,277	148,651
53 Malawi Union Mission	4,713,171	11.25	195,395	0.47	...	293,091	...	488,486	5,690,143	13.59	418,847	122,278
54 Mozambique Union Mission	1,085,315	3.57	74,660	0.25	...	115,508	...	186,652	1,462,135	4.81	303,739	40,539
55 North-Eastern Angola Union Mission	8,121,268	40.54	327,171	1.63	...	490,756	...	817,928	9,757,123	48.70	200,345	201,985
56 Southern Africa Union Conference	30,028,561	205.51	640,776	4.39	...	961,164	...	1,601,941	33,232,442	227.44	146,117	405,826
57 South-Western Angola Union Mission	8,785,478	38.23	295,791	1.29	...	443,687	...	739,477	10,264,433	44.66	229,826	191,413
58 Zambia Union Conference	16,481,293	19.22	1,251,310	1.46	...	1,876,965	...	3,128,275	22,737,843	26.51	857,580	796,298
59 Zimbabwe Union Conference	13,304,721	17.80	753,205	1.01	...	1,129,809	...	1,883,015	17,070,750	22.84	747,277	473,845
60 Attached Field	177,413	37.52	8,475	1.79	...	12,713	...	21,189	219,790	46.49	4,728	4,928
<b>DIVISION TOTALS</b>	<b>91,175,492</b>	<b>29.77</b>	<b>3,876,744</b>	<b>1.27</b>	<b>...</b>	<b>5,818,635</b>	<b>...</b>	<b>9,691,866</b>	<b>110,562,737</b>	<b>36.10</b>	<b>3,062,672</b>	<b>2,445,320</b>
<b>SOUTHERN ASIA DIVISION</b>												
1 EAST-CENTRAL INDIA UNION SECTION	...	...	...	...	...	...	47,355	...	47,355	...	...	...
2 Adilabad Region	...	...	...	...	...	...	...	...	...	...	10,155	...
3 Guntur Region	35,258	0.47	41	0.00	6	...	...	21	35,326	0.47	74,471	35
4 Hyderabad Metro Section	85,059	12.15	3,907	0.56	558	...	...	1,953	91,477	13.07	7,000	3,349
5 North Andhra Section	145,502	0.92	3,840	0.02	549	...	...	1,920	151,811	0.96	158,561	3,292
6 North Orissa Region	63,482	10.67	29	0.00	4	...	...	14	63,529	10.68	5,949	25
7 North Rayalaseema Section	41,925	0.63	119	0.00	17	...	...	59	42,120	0.63	66,340	102

Conference or Mission		Tithe and Offerings									Per Capita Basis	
1	7	8	9	10	11	12a	12b	13	14a	14b	Basis	17
Conference or Mission	Tithe	Tithe Per Capita	World Mission Fund, Including Sabbath School	World Mission Fund Per Capita	Other General Conference Funds	Intradivision Funds	In-gathering Funds	Local Church Funds	Total Tithe and Offerings	Total Tithe and Offerings Per Capita	Membership Basis for Per Capita Calculations June 30, 2013	Sabbath School Mission Offerings

**SOUTHERN ASIA DIVISION (CONT'D)**

**EAST-CENTRAL INDIA UNION SECTION (CONT'D)**

8	Northeast Andhra Section	38,320	0.81	61	0.00	9	...	30	38,420	0.81	47,333	52
9	Northwest Andhra Section	92,504	1.43	893	0.01	128	...	447	93,972	1.46	64,575	766
10	Orissa Section	48,192	1.08	119	0.00	17	...	59	48,387	1.08	44,742	102
11	South Andhra Section	159,308	1.27	933	0.01	133	...	467	160,841	1.28	125,192	800
12	South Rayalaseema Section	36,053	0.47	92	0.00	13	...	46	36,204	0.47	77,260	79
13	Southeast Andhra Section	69,223	0.48	655	0.00	94	...	327	70,299	0.49	144,018	561
14	Vishaka Metro Region	32,582	3.80	842	0.10	120	...	421	33,965	3.96	8,573	721
15	West Andhra Section	60,416	0.52	112	0.00	16	...	56	60,600	0.52	116,787	96
Totals		907,824	0.95	11,643	0.01	1,664	...	47,355	974,306	1.02	950,956	9,980

**16 NORTHEAST INDIA UNION SECTION**

17	Arunachal Pradesh Region	14,184	50.30	408	1.45	58	...	204	14,854	52.67	282	350
18	Assam Region	19,147	3.78	1,758	0.35	237	...	879	22,021	4.35	5,065	1,520
19	Garo Section	157,860	12.87	11,600	0.95	1,200	...	5,800	176,460	14.38	12,269	10,400
20	Khasi Jaintia Conference	245,686	58.73	14,220	3.40	1,590	...	7,110	268,606	64.21	4,183	11,690
21	Manipur Conference	241,740	26.30	11,705	1.27	1,528	...	5,852	260,825	28.38	9,191	10,177
22	Mizo Conference	669,714	37.69	34,910	1.96	3,376	...	17,455	725,454	40.83	17,767	29,208
23	Nagaland Region	41,370	48.44	1,969	2.31	221	...	985	44,545	52.16	854	1,649
Totals		1,389,701	28.01	76,570	1.54	8,210	...	38,285	1,512,766	30.49	49,611	64,994

**24 NORTHERN INDIA UNION SECTION**

25	Bihar Region	8,524	2.99	584	0.20	79	...	292	9,479	3.32	2,851	504
26	Chhattisgarh Region	10,974	3.19	754	0.22	108	...	377	12,213	3.55	3,437	646
27	Delhi Metro Region	80,587	33.10	6,296	2.59	899	...	3,148	90,930	37.34	2,435	5,396
28	Eastern Jharkhand Section	30,340	8.11	1,677	0.45	240	...	839	33,096	8.85	3,741	1,437
29	Eastern Uttar Pradesh Region	30,828	0.74	2,188	0.05	313	...	1,094	34,423	0.83	41,521	1,876
30	Haryana Region	16,372	2.31	1,070	0.15	153	...	535	18,130	2.56	7,077	917
31	Himachal Pradesh Region	5,291	1.17	388	0.09	55	...	194	5,928	1.31	4,536	332
32	Madhya Bharat Section	73,425	11.81	3,424	0.55	489	...	1,712	79,050	12.72	6,215	2,935
33	North Bengal Section	48,648	4.88	3,760	0.38	364	...	1,880	54,652	5.48	9,973	3,395
34	North India Section	87,544	8.91	2,972	0.30	425	...	1,486	92,427	9.41	9,827	2,547
35	South Bengal Section	42,182	2.21	1,173	0.06	168	...	586	44,109	2.31	19,065	1,005
36	Upper Ganges Section	43,773	2.91	1,264	0.08	181	...	632	45,850	3.04	15,064	1,084
37	Western Jharkhand Section	138,139	16.25	7,632	0.90	1,055	...	3,816	150,642	17.72	8,499	6,577
38	Western Uttar Pradesh Region	41,845	2.30	1,474	0.08	211	...	737	44,267	2.44	18,160	1,264
Totals		658,472	4.32	34,656	0.23	4,740	...	47,500	762,696	5.00	152,401	29,915

**39 SOUTH-CENTRAL INDIA UN SECTION**

40	Bangalore Metro Conference	421,374	29.57	25,341	1.78	3,620	...	12,671	463,006	32.49	14,249	21,721
41	Goa-West Karnataka Section	27,582	1.26	1,540	0.07	220	...	770	30,112	1.38	21,861	1,320
42	Kolar-Chinthamani Region	14,526	1.30	1,690	0.15	241	...	845	17,302	1.55	11,146	1,449
43	North Karnataka Section	23,730	1.18	2,797	0.14	400	...	1,398	28,325	1.41	20,028	2,397
44	Raichur-Bellary Region	6,513	4.05	984	0.61	141	...	492	8,130	5.05	1,609	843
45	South Karnataka Section	42,221	10.68	3,438	0.87	491	...	1,719	47,869	12.10	3,955	2,947
Totals		535,946	7.36	35,790	0.49	5,113	...	35,282	630,026	8.65	72,848	30,677

**46 SOUTHEAST INDIA UNION SECTION**

47	Chennai Metro Section	305,505	20.10	18,657	1.23	2,609	...	9,328	336,099	22.12	15,196	16,048
48	Coimbatore Tirupur Region	45,794	12.25	3,050	0.82	436	...	1,525	50,805	13.59	3,738	2,615
49	Dharmapuri Region	123,644	36.92	9,956	2.97	1,422	...	4,978	140,000	41.80	3,349	8,533
50	Erode Nilgiris Section	57,042	6.68	4,746	0.56	678	...	2,373	64,839	7.60	8,537	4,068
51	Kancheepuram-Chengalpatt Section	64,071	30.91	2,959	1.43	423	...	1,479	68,932	33.25	2,073	2,536
52	North Tamil Conference	88,903	3.26	3,450	0.13	493	...	1,725	94,571	3.47	27,252	2,957
53	Pudukottai-Thirumayam Region	18,085	15.78	1,292	1.13	185	...	646	20,208	17.63	1,146	1,108
54	Sivagangai Ramanathapuram Section	27,437	4.55	1,587	0.26	227	...	793	30,044	4.98	6,031	1,360
55	South Tamil Conference	337,105	9.36	24,493	0.68	3,499	...	12,246	377,343	10.48	36,022	20,994
56	Thanjavur-Karaikal Section	64,828	10.58	4,488	0.73	641	...	2,244	72,201	11.78	6,128	3,847
57	Theni-Periyakulam Region	20,626	5.94	834	0.24	119	...	417	21,996	6.33	3,474	715
58	Vellore Region	78,801	19.51	6,580	1.63	940	...	3,290	89,611	22.19	4,038	5,640
59	Villupuram-Thindivanam Region	34,892	12.08	2,071	0.72	296	...	1,035	38,294	13.26	2,888	1,775
Totals		1,266,733	10.57	84,163	0.70	11,968	...	92,096	1,497,039	12.49	119,872	72,196

**60 SOUTHWEST INDIA UNION SECTION**

61	Alappuzha-Pathanamthitta Section	48,649	27.44	3,327	1.88	475	...	1,663	54,114	30.52	1,773	2,852
62	Idukki Section	38,110	8.14	1,398	0.30	200	...	699	40,407	8.63	4,682	1,198
63	Malabar Region	13,432	9.31	951	0.66	136	...	475	14,994	10.39	1,443	815
64	North Kerala Section	132,694	17.82	8,504	1.14	1,215	...	4,252	146,665	19.70	7,445	7,289
65	South Kerala Section	136,706	6.56	12,702	0.61	1,815	...	6,351	157,574	7.57	20,826	10,887
Totals		369,591	10.22	26,882	0.74	3,841	...	30,214	443,968	12.27	36,169	23,041

**66 WESTERN INDIA UNION SECTION**

67	Central Maharashtra Conference	213,417	9.84	9,758	0.45	1,341	...	4,879	229,395	10.57	21,699	8,069
68	Gujarat Conference	141,831	4.49	12,298	0.39	1,757	...	6,149	162,035	5.13	31,604	10,541
69	Mumbai Metro Section	39,471	3.52	1,875	0.17	268	...	938	42,552	3.79	11,224	1,607

## GENERAL STATISTICS BY DIVISIONS FOR 2014

Conference or Mission	Tithe and Offerings										Per Capita Basis	17
	7	8	9	10	11	12a	12b	13	14a	14b		
1	Tithe	Tithe Per Capita	World Mission Fund, Including Sabbath School	World Mission Fund Per Capita	Other General Conference Funds	Intradivision Funds	Ingathering Funds	Local Church Funds	Total Tithe and Offerings	Total Tithe and Offerings Per Capita	Membership Basis for Per Capita Calculations June 30, 2013	Sabbath School Mission Offerings
<b>SOUTHERN ASIA DIVISION (CONT'D)</b>												
WESTERN INDIA UNION SECTION (CONT'D)												
70 North Maharashtra Section	39,538	0.87	1,312	0.03	187	...	...	656	41,693	0.92	45,316	1,125
71 Saurashtra Region	6,594	1.02	245	0.04	35	...	...	123	6,997	1.09	6,435	210
72 South Gujarat Region	13,724	5.19	874	0.33	125	...	...	437	15,160	5.73	2,644	750
73 South Maharashtra Section	37,027	2.89	2,565	0.20	366	...	...	1,283	41,241	3.22	12,819	2,199
74 Vidharbha Region (Nagpur)	24,554	2.16	369	0.03	53	...	...	184	25,160	2.22	11,358	316
Totals	516,156	3.61	29,296	0.20	4,132	...	47,355	14,649	611,588	4.27	143,099	24,817
75 ATTACHED FIELDS												
76 Andaman and Nicobar Island Region	397	1.48	176	0.66	25	...	...	88	686	2.56	268	151
77 East Himalayan Field	6,485	10.58	307	0.50	...	...	...	154	6,946	11.33	613	264
78 Nepal Section	45,342	5.18	9,443	1.08	1,349	...	...	4,722	60,856	6.95	8,756	8,094
Totals	52,224	5.42	9,926	1.03	1,374	...	...	4,964	68,488	7.11	9,637	8,509
79 SOUTHERN ASIA DIVISION												
80 East-Central India Union Section	907,824	0.95	11,643	0.01	1,664	...	47,355	5,820	974,306	1.02	950,956	9,980
81 Northeast India Union Section	1,389,701	28.01	76,570	1.54	8,210	...	...	38,285	1,512,766	30.49	49,611	64,994
82 Northern India Union Section	658,472	4.32	34,656	0.23	4,740	...	47,500	17,328	762,696	5.00	152,401	29,915
83 South-Central India Union Section	535,946	7.36	35,790	0.49	5,113	...	35,282	17,895	630,026	8.65	72,848	30,677
84 Southeast India Union Section	1,266,733	10.57	84,163	0.70	11,968	...	92,096	42,079	1,497,039	12.49	119,872	72,196
85 Southwest India Union Section	369,591	10.22	26,882	0.74	3,841	...	30,214	13,440	443,968	12.27	36,169	23,041
86 Western India Union Section	516,156	3.61	29,296	0.20	4,132	...	47,355	14,649	611,588	4.27	143,099	24,817
87 Attached Fields	52,224	5.42	9,926	1.03	1,374	...	...	4,964	68,488	7.11	9,637	8,509
DIVISION TOTALS	5,696,647	3.71	308,926	0.20	41,042	...	299,802	154,460	6,500,877	4.24	1,534,593	264,129
<b>SOUTHERN ASIA-PACIFIC DIVISION</b>												
1 BANGLADESH UNION MISSION	12,138	...	...	...	...	...	...	...	12,138	...	...	5,668
2 East Bangladesh Mission	87,938	11.93	3,762	0.51	...	8,517	...	12,279	112,496	15.26	7,370	...
3 North Bangladesh Mission	56,274	7.71	1,338	0.18	...	3,029	...	4,367	65,008	8.90	7,302	...
4 South Bangladesh Mission	98,643	12.15	2,816	0.35	...	6,375	...	9,191	117,025	14.42	8,118	...
5 West Bangladesh Mission	63,959	7.32	1,834	0.21	...	4,152	...	5,986	75,931	8.69	8,740	...
Totals	318,952	10.12	9,750	0.31	...	22,073	...	31,823	382,598	12.13	31,530	5,668
6 CENTRAL PHILIPPINE UNION CONF	29,229	...	...	...	...	...	...	...	29,229	...	...	143,077
7 Central Visayan Conference	1,821,367	47.31	73,309	1.90	...	165,965	...	239,274	2,299,915	59.74	38,499	...
8 East Visayan Conference	1,184,174	37.53	34,229	1.08	...	77,489	...	111,718	1,407,610	44.61	31,556	...
9 Negros Occidental Conference	1,504,631	39.19	47,702	1.24	...	107,993	14,972	155,695	1,830,993	47.69	38,392	...
10 Negros Oriental-Siquijor Mission	528,782	39.01	21,682	1.60	...	49,086	173	70,768	670,491	49.47	13,554	...
11 Romblon Adventist Mission	336,652	46.16	12,841	1.76	...	29,071	...	41,912	420,476	57.65	7,293	...
12 West Visayan Conference	1,382,256	37.63	56,326	1.53	...	127,517	...	183,843	1,749,942	47.64	36,733	...
Totals	6,787,091	40.88	246,089	1.48	...	557,121	15,145	803,210	8,408,656	50.65	166,027	143,077
13 EAST INDONESIA UNION CONFERENCE	...	...	...	...	...	...	...	...	...	...	...	232,966
14 Central Sulawesi Mission	374,897	45.83	12,402	1.52	...	28,077	...	40,479	455,855	55.73	8,180	...
15 Maluku Mission	349,737	56.16	23,292	3.74	...	52,731	...	76,023	501,783	80.58	6,227	...
16 Minahasa Conference	1,126,426	45.09	72,395	2.90	...	163,896	...	236,291	1,599,008	64.01	24,979	...
17 North Minahasa Conference	2,235,048	89.83	103,292	4.15	...	233,844	...	337,136	2,909,320	116.92	24,882	...
18 Northern Island Mission	414,478	115.94	18,265	5.11	...	41,350	...	59,615	533,708	149.29	3,575	...
19 Papua Mission	1,300,254	92.30	84,932	6.03	...	192,279	...	277,211	1,854,676	131.65	14,088	...
20 South Sulawesi Conference	513,764	112.10	39,507	8.62	...	89,440	...	128,947	771,658	168.37	4,583	...
21 West Papua Mission	350,737	35.83	29,704	3.03	...	67,247	...	96,951	544,639	55.63	9,790	...
22 Bolaang Mongondow & Gorontalo Att'd Fld	477,219	89.70	16,910	3.18	...	38,283	...	55,193	587,605	110.45	5,320	...
Totals	7,142,560	70.28	400,699	3.94	...	907,147	...	1,307,846	9,758,252	96.02	101,624	232,966
23 MYANMAR UNION MISSION	57,251	...	...	...	...	...	...	...	57,251	...	...	36,796
24 Ayeyarwady Mission	157,571	22.53	8,613	1.23	...	19,499	...	28,112	213,795	30.57	6,994	...
25 Central Myanmar Mission	104,328	21.97	4,744	1.00	...	10,740	...	15,484	135,296	28.50	4,748	...
26 South East Mission	180,114	35.26	10,974	2.15	...	24,844	...	35,818	251,750	49.29	5,108	...
27 Upper Myanmar Mission	455,580	60.66	24,137	3.21	...	54,644	...	78,781	613,142	81.63	7,511	...
28 Yangon Attached District	280,362	43.22	14,820	2.28	...	33,551	...	48,371	377,104	58.13	6,487	...
Totals	1,235,206	40.04	63,288	2.05	...	143,278	...	206,566	1,648,338	53.43	30,848	36,796
29 NORTH PHILIPPINE UNION CONF	12,661	...	...	...	...	...	4,065	...	16,726	...	...	229,310
30 Central Luzon Conference	6,087,949	44.65	195,055	1.43	...	441,590	31,839	636,645	7,393,078	54.22	136,348	...
31 Mountain Provinces Mission	626,296	29.20	18,396	0.86	...	41,647	12,027	60,043	758,409	35.36	21,450	...
32 Northern Luzon Mission	1,381,306	34.21	72,812	1.80	...	164,840	20,297	237,652	1,876,907	46.49	40,372	...
33 Palawan Adventist Mission	2,032,946	94.24	59,417	2.75	...	134,515	4,490	193,932	2,425,300	112.43	21,571	...
34 South-Central Luzon Conference	649,879	11.15	23,392	0.40	...	52,957	5,255	76,349	807,832	13.85	58,308	...
35 Southern Luzon Mission	687,524	26.77	25,339	0.99	...	57,365	4,901	82,704	857,833	33.40	25,682	...
Totals	11,478,561	37.79	394,411	1.30	...	892,914	82,874	1,287,325	14,136,085	46.54	303,731	229,310
36 PAKISTAN UNION SECTION	...	...	...	...	...	...	...	...	...	...	...	3,633
37 Northern Section	100,285	9.20	4,453	0.41	...	10,081	...	14,534	129,353	11.87	10,896	...
38 Southern Section	109,081	25.78	1,795	0.42	...	4,064	...	5,859	120,799	28.54	4,232	...
Totals	209,366	13.84	6,248	0.41	...	14,145	...	20,393	250,152	16.54	15,128	3,633



## GENERAL STATISTICS BY DIVISIONS FOR 2014

Conference or Mission	Tithe and Offerings										Per Capita	
	7	8	9	10	11	12a	12b	13	14a	14b	Basis	17
1	Tithe	Tithe Per Capita	World Mission Fund, Including Sabbath School	World Mission Fund Per Capita	Other General Conference Funds	Intradivision Funds	Ingatherings Funds	Local Church Funds	Total Tithe and Offerings	Total Tithe and Offerings Per Capita	Membership Basis for Per Capita Calculations June 30, 2013	Sabbath School Mission Offerings
<b>TRANS-EUROPEAN DIVISION (CONT'D)</b>												
16 FINLAND UNION OF CHURCHES CONF .....	3,563,388	726.33	167,892	34.22	22,391	199,269	209,477	491,499	4,653,916	948.62	4,906	104,011
17 HUNGARIAN UNION CONFERENCE .....	34,946	...	507	...	4	...	...	...	35,457	...	...	406
18 Duna Conference .....	1,078,243	411.86	39,701	15.16	...	...	...	...	1,117,944	427.02	2,618	25,497
19 Tisza Conference .....	713,871	345.53	32,533	15.75	4,730	...	...	...	751,134	363.57	2,066	20,981
Totals .....	1,827,060	390.06	72,741	15.53	4,734	...	...	...	1,904,535	406.60	4,684	46,884
20 NETHERLANDS UNION CONFERENCE .....	3,605,766	669.35	143,523	26.64	...	...	...	...	3,749,289	695.99	5,387	120,300
21 NORWEGIAN UNION CONFERENCE .....	...	...	...	...	...	...	...	...	...	...	...	...
22 East Norway Conference .....	5,684,247	1,970.96	346,965	120.31	33,809	306,212	335,427	576,823	7,283,483	2,525.48	2,884	324,431
23 North Norway Conference .....	706,272	1,468.34	53,516	111.26	3,140	39,959	72,074	65,342	940,303	1,954.89	481	51,926
24 West Norway Conference .....	1,935,704	1,653.04	151,786	129.62	10,358	114,882	132,275	110,753	2,455,758	2,097.15	1,171	147,499
Totals .....	8,326,223	1,835.59	552,267	121.75	47,307	461,053	539,776	752,918	10,679,544	2,354.40	4,536	523,856
25 POLISH UNION CONFERENCE .....	29,752	...	...	...	...	...	...	...	29,752	...	...	...
26 East Polish Conference .....	831,888	435.09	32,952	17.23	...	38,654	...	...	903,494	472.54	1,912	30,687
27 South Polish Conference .....	941,206	437.97	47,530	22.12	...	63,983	...	...	1,052,719	489.86	2,149	42,838
28 West Polish Conference .....	678,768	389.65	28,990	16.64	...	41,140	...	...	748,898	429.91	1,742	27,123
Totals .....	2,481,614	427.64	109,472	18.86	...	143,777	...	...	2,734,863	471.28	5,803	100,648
29 SOUTH-EAST EUROPEAN UNION CONF .....	66,348	...	976	...	...	...	...	...	67,324	...	...	30,944
30 Macedonian Mission .....	124,773	226.04	...	...	...	...	...	...	124,773	226.04	552	...
31 North Conference .....	830,325	233.04	23,811	6.68	1,235	...	613	...	855,984	240.24	3,563	...
32 South Conference .....	941,318	291.34	20,378	6.31	...	...	...	...	961,696	297.65	3,231	...
33 West Conference .....	207,584	347.13	6,148	10.28	...	...	...	...	213,732	357.41	598	...
Totals .....	2,170,348	273.21	51,313	6.46	1,235	...	613	...	2,223,509	279.90	7,944	30,944
<i>Note—Blocked currency.</i>												
34 SWEDISH UNION OF CHURCHES CONF .....	2,531,578	915.58	141,263	51.09	8,233	4,955	328,575	...	3,014,604	1,090.27	2,765	130,786
35 ATTACHED FIELDS	...	...	...	...	...	...	...	...	...	...	...	...
36 Cyprus Section .....	51,472	620.14	6,505	78.37	846	2,140	...	11,616	72,579	874.45	83	5,374
37 Greek Mission .....	294,843	719.13	21,615	52.72	2,571	...	...	49,397	368,426	898.60	410	18,051
38 Iceland Conference .....	365,215	751.47	16,462	33.87	359	587	5,719	...	388,342	799.06	486	13,557
Totals .....	711,530	726.79	44,582	45.54	3,776	2,727	5,719	61,013	829,347	847.14	979	36,982
39 TRANS-EUROPEAN DIVISION .....	...	...	...	...	...	...	...	...	...	...	...	...
40 Adriatic Union Conference .....	1,750,464	476.84	107,395	29.25	...	...	20,990	237,184	2,116,033	576.42	3,671	74,498
41 Baltic Union Conference .....	2,024,924	312.30	92,173	14.22	14,435	...	...	...	2,131,532	328.74	6,484	67,155
42 British Union Conference .....	20,790,661	603.98	1,486,501	43.18	51,081	14,183	484,235	240,347	23,067,008	670.10	34,423	1,340,105
43 Danish Union of Churches Conference .....	3,430,535	1,366.20	196,209	78.14	...	205,832	199,267	510,515	4,542,358	1,808.98	2,511	180,851
44 Finland Union of Churches Conference .....	3,563,388	726.33	167,892	34.22	22,391	199,269	209,477	491,499	4,653,916	948.62	4,906	104,011
45 Hungarian Union Conference .....	1,827,060	390.06	72,741	15.53	4,734	...	...	...	1,904,535	406.60	4,684	46,884
46 Netherlands Union Conference .....	3,605,766	669.35	143,523	26.64	...	...	...	...	3,749,289	695.99	5,387	120,300
47 Norwegian Union Conference .....	8,326,223	1,835.59	552,267	121.75	47,307	461,053	539,776	752,918	10,679,544	2,354.40	4,536	523,856
48 Polish Union Conference .....	2,481,614	427.64	109,472	18.86	...	143,777	...	...	2,734,863	471.28	5,803	100,648
49 South-East European Union Conference .....	2,170,348	273.21	51,313	6.46	1,235	...	613	...	2,223,509	279.90	7,944	30,944
50 Swedish Union of Churches Conference .....	2,531,578	915.58	141,263	51.09	8,233	4,955	328,575	...	3,014,604	1,090.27	2,765	130,786
51 Attached Fields .....	711,530	726.79	44,582	45.54	3,776	2,727	5,719	61,013	829,347	847.14	979	36,982
DIVISION TOTALS .....	53,214,091	632.80	3,165,331	37.64	153,192	1,031,796	1,788,652	2,293,476	61,646,538	733.08	84,093	2,757,020
<b>WEST-CENTRAL AFRICA DIVISION</b>												
1 CAMEROON UNION MISSION .....	16,311	...	...	...	19,586	...	...	...	35,897	...	...	43,608
2 Central-South Cameroon Conference .....	884,394	32.86	40,908	1.52	...	...	...	72,538	997,840	37.08	26,913	...
3 East Cameroon Mission .....	230,688	13.48	6,358	0.37	...	...	...	11,757	248,803	14.54	17,117	...
4 North Cameroon Conference .....	275,760	8.44	24,519	0.75	...	...	...	49,288	349,567	10.70	32,657	...
5 West Cameroon Mission .....	410,517	74.97	16,178	2.95	...	...	...	40,881	467,576	85.39	5,476	...
Totals .....	1,817,670	22.12	87,963	1.07	19,586	...	...	174,464	2,099,683	25.56	82,163	43,608
6 CENTRAL AFRICAN UNION MISSION .....	4,632	...	...	...	...	...	...	...	4,632	...	...	14,418
7 Central African Republic Mission .....	16,496	1.55	201	0.02	...	...	...	...	19,044	1.79	10,625	...
8 Chad Mission .....	93,417	35.70	2,140	0.82	...	...	...	...	4,613	100,170	38.28	2,617
9 Equatorial Guinea Mission .....	180,415	103.15	13,803	7.89	...	...	...	...	18,068	212,286	121.38	1,749
10 Gabon Mission .....	174,915	63.98	9,907	3.62	...	...	...	...	16,186	201,008	73.52	2,734
11 Republic of Congo Att'd Mission Station .....	71,170	94.02	4,948	6.54	...	...	...	...	3,211	79,329	104.79	757
Totals .....	541,045	29.27	30,999	1.68	...	...	...	44,425	616,469	33.36	18,482	14,418
12 EASTERN NIGERIA UNION CONF .....	...	...	...	...	...	...	...	...	...	...	...	...
13 Aba East Conference .....	565,051	21.84	31,793	1.23	...	7,888	...	514,566	1,119,298	43.26	25,874	31,793
14 Aba North Conference .....	307,773	11.00	14,126	0.50	...	3,679	...	182,736	508,314	18.16	27,991	14,126
15 Aba South Conference .....	618,586	30.01	23,996	1.16	...	5,845	...	62,799	711,226	34.50	20,613	23,996
16 Abia North-Central Conference .....	345,845	38.81	26,139	2.93	...	6,550	...	118,015	496,549	55.72	8,912	26,139
17 Anambra-Imo Conference .....	221,483	27.86	5,581	0.70	...	1,468	23	132,051	360,606	45.35	7,951	5,563
18 Enugu-Ebonyi Conference .....	239,209	35.52	16,292	2.42	...	4,136	...	78,738	338,375	50.24	6,735	16,292

STATISTICAL REPORT FOR 2014

Conference or Mission	Tithe and Offerings										Per Capita Basis	17
	7	8	9	10	11	12a	12b	13	14a	14b		
1	Tithe	Tithe Per Capita	World Mission Fund, Including Sabbath School	World Mission Fund Per Capita	Other General Conference Funds	Intradivision Funds	Ingathering Funds	Local Church Funds	Total Tithe and Offerings	Total Tithe and Offerings Per Capita	Membership Basis for Per Capita Calculations June 30, 2013	Sabbath School Mission Offerings

WEST-CENTRAL AFRICA DIVISION (CONT'D)

EASTERN NIGERIA UNION CONF (CONT'D)												
19 Rivers Conference	1,583,635	68.28	195,132	8.41	...	48,859	...	448,523	2,276,149	98.14	23,194	195,132
20 Rivers West-Bayelsa Conference	378,407	28.06	55,656	4.13	...	13,915	...	143,203	591,181	43.84	13,484	55,656
21 South East Conference	232,770	42.77	30,619	5.63	...	7,655	...	63,507	334,565	61.46	5,443	30,619
Totals	4,492,759	32.05	399,334	2.85	...	99,995	23	1,744,138	6,736,249	48.05	140,197	399,316
EASTERN SAHEL UNION MISSION												
22 Benin Mission	149,038	25.09	9,124	1.54	...	2,281	...	51,175	211,618	35.63	5,940	...
24 Burkina Faso Mission	93,062	23.54	6,203	1.57	...	1,550	...	17,908	118,723	30.03	3,954	...
25 Cote d'Ivoire Conference	406,561	82.15	29,480	5.96	...	7,370	...	68,287	511,698	103.39	4,949	...
26 Niger Mission Station	11,746	49.15	1,055	4.41	...	264	...	2,634	15,699	65.69	239	...
27 Togo Mission	263,225	43.60	32,120	5.32	...	8,030	...	80,246	383,621	63.54	6,037	...
Totals	923,632	43.73	77,982	3.69	...	19,495	...	220,250	1,241,359	58.78	21,119	36,271
NORTHERN GHANA UNION MISSION												
28 Central Ghana Conference	1,683,404	15.85	234,406	2.21	...	...	...	360,019	2,277,829	21.44	106,230	...
29 Mid-West Ghana Conference	1,015,285	16.21	116,830	1.87	...	...	...	175,245	1,307,360	20.88	62,617	...
31 North Ghana Mission	128,562	20.61	8,909	1.43	...	...	...	13,364	150,835	24.18	6,238	...
32 South Central Ghana Conference	1,561,878	18.17	224,164	2.61	...	...	...	336,247	2,122,289	24.69	85,944	...
Totals	4,399,907	16.86	584,309	2.24	...	...	...	884,875	5,869,091	22.48	261,029	271,774
NORTHERN NIGERIA UNION CONF												
33 North Central Nigeria Conference	662,434	108.29	47,927	7.84	...	...	...	108,527	818,888	133.87	6,117	...
35 North East Nigeria Conference	513,170	35.22	51,670	3.55	...	...	...	106,357	671,197	46.06	14,571	...
36 North West Nigeria Conference	436,928	32.99	26,919	2.03	...	...	...	50,242	514,089	38.81	13,245	...
Totals	1,620,433	47.75	126,516	3.73	...	...	...	265,126	2,012,075	59.30	33,933	58,833
SOUTHERN GHANA UNION CONF												
37 East Ghana Conference	727,356	19.23	100,821	2.67	...	...	...	167,882	996,059	26.34	37,820	...
39 South Ghana Conference	3,559,095	47.52	464,068	6.20	...	...	...	772,055	4,795,218	64.02	74,902	...
40 South West Ghana Conference	904,904	29.49	81,565	2.66	...	...	...	137,108	1,123,577	36.62	30,683	...
Totals	5,226,659	36.45	646,454	4.51	...	...	...	1,077,045	6,950,158	48.47	143,405	300,679
WEST AFRICAN UNION MISSION												
42 Central Liberia Mission	22,991	4.19	570	0.10	...	...	...	9,887	33,448	6.10	5,481	...
43 Guinea Mission Station	13,813	8.63	1,987	1.24	...	...	...	8,700	24,500	15.31	1,600	...
44 Sierra Leone Mission	141,320	14.37	5,159	0.52	...	...	...	81,408	227,887	23.18	9,833	...
45 South-East Liberia Mission	10,154	1.96	67	0.01	...	...	...	9,923	20,144	3.89	5,181	...
46 South-West Liberia Conference	315,299	27.96	4,943	0.44	...	...	...	177,989	498,231	44.19	11,276	...
Totals	506,734	15.18	12,726	0.38	...	...	...	287,907	807,367	24.19	33,371	5,919
WESTERN NIGERIA UNION CONF												
47 Delta Conference	365,918	75.37	40,779	8.40	...	...	...	82,878	489,575	100.84	4,855	...
49 Edo Conference	205,139	107.68	26,849	14.09	...	...	...	54,498	286,486	150.39	1,905	...
50 Ekiti Conference	236,998	38.27	14,821	2.39	...	...	...	30,254	282,073	45.55	6,193	...
51 Kogi Region	...	...	...	...	...	...	...	...	...	...	480	...
52 Kwara Conference	182,821	104.59	16,087	9.20	...	...	...	32,858	231,766	132.59	1,748	...
53 Lagos Atlantic Conference	913,783	167.45	52,067	9.54	...	...	...	106,489	1,072,339	196.51	5,457	...
54 Lagos Mainland Conference	872,072	160.54	49,955	9.20	...	...	...	102,160	1,024,187	188.55	5,432	...
55 Ogun Conference	565,772	90.58	23,792	3.81	...	...	...	48,562	638,126	102.17	6,246	...
56 Ondo Mission	137,519	94.32	10,135	6.95	...	...	...	20,672	168,326	115.45	1,458	...
57 Osun Conference	448,558	113.50	28,805	7.29	...	...	...	58,869	536,232	135.69	3,952	...
58 Oyo Conference	335,821	101.83	23,345	7.08	...	...	...	47,728	406,894	123.38	3,298	...
Totals	4,284,934	104.45	286,635	6.99	...	...	...	584,968	5,156,537	125.70	41,024	133,320
WESTERN SAHEL UNION MISSION												
60 Cape Verde Conference	486,753	66.06	17,352	2.36	...	3,776	...	39,253	547,134	74.26	7,368	...
61 Gambia Mission Station	16,445	55.94	390	1.33	...	89	...	885	17,809	60.57	294	...
62 Guinea-Bissau Mission	69,036	26.28	2,100	0.80	...	487	...	4,811	76,434	29.10	2,627	...
63 Mali Mission	24,634	15.38	1,616	1.01	...	366	...	3,669	30,285	18.90	1,602	...
64 Senegal/Mauritania Mission	60,588	103.75	3,340	5.72	...	714	...	7,535	72,177	123.59	584	...
Totals	657,456	52.70	24,798	1.99	...	5,432	...	56,153	743,839	59.63	12,475	11,534
WEST-CENTRAL AFRICA DIVISION												
65 Cameroon Union Mission	1,817,670	22.12	87,963	1.07	19,586	...	...	174,464	2,099,883	25.56	82,163	43,608
67 Central African Union Mission	541,045	29.27	30,999	1.68	...	...	...	44,425	616,469	33.36	18,482	14,418
68 Eastern Nigeria Union Conference	4,492,759	32.05	399,334	2.85	...	99,995	23	1,744,138	6,736,249	48.05	140,197	399,316
69 Eastern Sahel Union Mission	923,632	43.73	77,982	3.69	...	19,495	...	220,250	1,241,359	58.78	21,119	36,271
70 Northern Ghana Union Mission	4,399,907	16.86	584,309	2.24	...	...	...	884,875	5,869,091	22.48	261,029	271,774
71 Northern Nigeria Union Conference	1,620,433	47.75	126,516	3.73	...	...	...	265,126	2,012,075	59.30	33,933	58,833
72 Southern Ghana Union Conference	5,226,659	36.45	646,454	4.51	...	...	...	1,077,045	6,950,158	48.47	143,405	300,679
73 West African Union Mission	506,734	15.18	12,726	0.38	...	...	...	287,907	807,367	24.19	33,371	5,919
74 Western Nigeria Union Conference	4,284,934	104.45	286,635	6.99	...	...	...	584,968	5,156,537	125.70	41,024	133,320
75 Western Sahel Union Mission	657,456	52.70	24,798	1.99	...	5,432	...	56,153	743,839	59.63	12,475	11,534
DIVISION TOTALS	24,489,109	31.11	2,277,716	2.89	19,586	124,922	23	5,339,351	32,250,707	40.97	787,198	1,275,672

GENERAL STATISTICS BY DIVISIONS FOR 2014

Conference or Mission	Tithe and Offerings										Per Capita Basis	17
	7	8	9	10	11	12a	12b	13	14a	14b		
Conference or Mission	Tithe	Tithe Per Capita	World Mission Fund, Including Sabbath School	World Mission Fund Per Capita	Other General Conference Funds	Intradivision Funds	Ingathering Funds	Local Church Funds	Total Tithe and Offerings	Total Tithe and Offerings Per Capita	Membership Basis for Per Capita Calculations June 30, 2013	Sabbath School Mission Offerings

ATTACHED TO THE GENERAL CONFERENCE

1 MIDDLE EAST & NORTH AFRICA UN MISS	...	...	...	...	...	...	...	...	...	...	...	...
2 East Mediterranean Field	260,177	334.42	24,714	31.77	1,712	11,123	...	23,437	321,163	412.81	778	17,529
3 Egypt-Sudan Field	249,508	299.53	6,379	7.66	598	6,844	...	6,394	269,723	323.80	833	5,767
4 Gulf Field	2,250,356	1,903.85	101,536	85.90	14,501	102,479	...	492,644	2,961,516	2,505.51	1,182	97,489
5 Iran Section	1,477	17.80	...	...	...	...	...	...	1,477	17.80	83	...
6 Maghreb Section	22,344	75.74	...	...	...	258	...	1,712	24,314	82.42	295	...
7 Turkey-North Cyprus Field	79,419	786.33	4,244	42.02	529	1,544	...	5,983	91,719	908.11	101	3,766
Totals	2,863,281	875.09	136,873	41.83	17,340	122,248	...	530,170	3,669,912	1,121.61	3,272	124,551
1 ISRAEL FIELD	548,954	740.83	12,328	16.64	88	...	...	61,640	623,010	840.77	741	11,543

WORLD SUMMARY

1 General Conference	932,347	...	...	...	11,496,330	...	...	...	12,428,677	...	...	...
2 East-Central Africa Division	40,008,679	14.11	2,246,734	0.79	...	2,689,454	8,927	5,545,909	50,499,703	17.82	2,834,667	1,290,108
3 Euro-Asia Division	32,674,589	279.06	812,763	6.94	589	751,945	...	2,255,835	36,495,721	311.69	117,088	442,165
4 Inter-American Division	244,994,299	66.55	13,417,439	3.64	1,207,568	18,225,490	3,038,254	40,138,652	321,021,702	87.20	3,681,356	12,612,395
5 Inter-European Division	134,610,963	756.66	8,166,623	45.91	256,426	1,960,958	654,640	23,912,909	169,562,519	953.12	177,902	5,510,635
6 North American Division	965,591,087	824.13	22,251,238	18.99	3,899,715	18,975,190	1,491,847	465,836,759	1,478,045,836	1,261.51	1,171,647	21,091,917
7 Northern Asia-Pacific Division	76,399,740	113.21	3,645,668	5.40	487,011	2,876,305	370,017	35,901,802	119,680,543	177.35	674,845	2,067,477
8 South American Division	611,825,174	277.63	25,588,210	11.61	1,675,716	17,072,660	904,020	183,215,705	840,281,485	381.30	2,203,734	14,074,504
9 South Pacific Division	104,677,411	254.11	6,579,235	15.97	1,335,321	4,639,825	837,162	41,542,390	159,611,344	387.46	411,939	5,951,967
10 Southern Africa-Indian Ocean Division	91,175,492	29.77	3,876,744	1.27	...	5,818,635	...	9,691,866	110,562,737	36.10	3,062,672	2,445,320
11 Southern Asia Division	5,696,647	3.71	308,926	0.20	41,042	...	299,802	154,460	6,500,877	4.24	1,534,593	264,129
12 Southern Asia-Pacific Division	65,774,118	54.14	2,811,198	2.31	...	6,363,948	237,262	9,175,146	84,361,672	69.44	1,214,939	1,634,432
13 Trans-European Division	53,214,091	632.80	3,165,331	37.64	153,192	1,031,796	1,788,652	2,293,476	61,646,538	733.08	84,093	2,757,020
14 West-Central Africa Division	24,489,109	31.11	2,277,716	2.89	19,586	124,922	23	5,339,351	32,250,707	40.97	787,198	1,275,672
Attached to the General Conference:												
15 Middle East and North Africa Union Mission	2,863,281	875.09	136,873	41.83	17,340	122,248	...	530,170	3,669,912	1,121.61	3,272	124,551
16 Israel Field	548,954	740.83	12,328	16.64	88	...	...	61,640	623,010	840.77	741	11,543
WORLD TOTALS 2014	2,455,475,981	136.71	95,297,026	5.31	20,589,924	80,653,376	9,630,606	825,596,070	3,487,242,983	194.16	17,960,686	71,553,835
WORLD TOTALS 2013	2,396,813,329	136.50	91,935,628	5.24	32,158,531	79,032,434	9,394,607	745,529,417	3,354,863,946	191.06	17,559,434	70,812,141
Net Increase (Decrease)	58,662,652	0.21	3,361,398	0.07	(11,568,607)	1,620,942	235,999	80,066,653	132,379,037	3.10	401,252	741,694

Note—In accordance with General Conference Bylaws, Article XX, Section 4, "The basis for computing . . . per capita funds shall be the membership on June 30 of the preceding year. . ." (2013). Per capita totals for divisions are calculated for those unions and attached fields which report funds.



Conference or Mission	Denominational Employees																					Table 24				
	22a		22b		23a		23b		24		25a		25b		26a		26b		27		29			30	28	31
	Ministerial Credential		Commissioned Minister Credential		Commissioned Ministry of Teaching Credential		Administrative Ministries Credential		Missionary Credential		Ministerial License		Commissioned Minister License		Commissioned Ministry of Teaching License		Administrative Ministries License		Missionary License		All Other Employees Including Part Time and Casual			Total Active Employees	Literature Evangelists (Self-employed)	Honorary/Emeritus Credentialed Employees
FT	PT	FT	PT	FT	PT	FT	PT	FT	PT	FT	PT	FT	PT	FT	PT	FT	PT	FT	PT	C						

**GENERAL CONFERENCE**

1 General Conference .....	87	1	10	...	...	...	75	...	295	...	152	...	...	...	4	...	141	...	...	18	...	783	...	83	
2 General Conference Institutions .....	115	3	9	...	353	...	142	...	1,036	19	13	...	...	47	...	14	...	188	1	9,576	1,073	2,213	14,802	24	...
Totals .....	202	4	19	...	353	...	217	...	1,331	19	165	...	...	47	...	18	...	329	1	9,576	1,091	2,213	15,585	24	83

**EAST-CENTRAL AFRICA DIVISION**

1 BURUNDI UNION MISSION .....	6	...	5	...	...	...	...	...	5	...	...	...	...	...	...	...	...	3	...	...	...	11	30	...	25	
2 East Burundi Field .....	4	...	1	...	...	...	4	...	1	...	14	...	...	...	...	...	...	2	...	...	...	4	30	36	...	
3 North Burundi Field .....	10	...	1	...	...	...	...	...	2	...	11	...	...	...	...	...	...	...	...	...	...	3	27	13	...	
4 West Burundi Field .....	14	...	1	...	...	...	...	...	3	...	31	...	...	...	...	...	...	2	...	...	...	7	58	117	...	
Totals .....	34	...	8	...	...	...	4	...	11	...	56	...	...	...	...	...	...	7	...	...	...	25	145	166	25	
5 EAST CONGO UNION MISSION .....	8	...	...	...	...	...	...	...	6	...	...	...	...	...	...	...	...	3	...	6	...	...	23	...	76	
6 East Katanga Mission .....	13	...	...	...	...	...	...	...	1	...	8	...	...	...	...	...	...	1	...	1	...	...	24	39	...	
7 Maniema Mission .....	13	...	...	...	...	...	...	...	1	...	5	...	...	...	...	...	...	1	...	3	...	...	24	21	...	
8 North Katanga Field .....	14	...	...	...	...	...	...	...	9	...	7	...	...	...	...	...	...	1	...	2	1	...	34	25	...	
9 South Katanga Field .....	15	...	...	...	...	...	...	...	13	...	15	...	...	...	...	...	...	5	...	9	2	...	59	99	...	
10 West Katanga Field .....	9	...	...	...	...	...	...	...	3	...	6	...	...	...	...	...	...	1	...	2	...	...	21	53	...	
Totals .....	72	...	...	...	...	...	...	...	33	...	41	...	...	...	...	...	...	12	...	21	6	...	185	237	76	
11 EAST KENYA UNION CONFERENCE .....	7	...	4	...	...	...	...	...	25	...	...	...	...	...	...	...	...	4	...	...	...	...	40	...	204	
12 Central Kenya Conference .....	119	...	...	...	187	...	11	...	29	...	33	...	...	280	...	...	...	14	...	178	...	7	858	257	...	
13 Central Rift Valley Conference .....	44	...	...	...	2	...	2	...	4	...	22	...	...	17	...	1	...	4	...	...	...	...	96	59	...	
14 Kenya Coast Field .....	1	...	22	...	...	...	...	...	5	...	9	...	...	...	...	...	...	...	...	...	...	...	37	130	...	
15 Nyamira Conference .....	61	...	2	...	2	...	...	...	20	...	2	...	17	...	...	...	...	1	...	...	...	...	105	178	...	
16 South Kenya Conference .....	60	...	...	...	50	...	...	...	24	...	10	...	...	...	...	...	...	24	...	10	...	31	199	70	...	
Totals .....	292	...	28	...	241	...	13	...	107	...	76	...	17	...	297	...	1	...	47	...	178	...	38	1,335	694	204
17 ETHIOPIAN UNION MISSION .....	9	...	28	...	17	...	9	...	201	...	1	...	...	1	...	...	...	54	...	6	17	...	343	...	40	
18 Central Ethiopia Field .....	21	...	17	...	57	...	3	...	72	...	24	...	...	18	...	19	...	...	...	...	7	189	427	...	...	
19 Northwest Ethiopia Field .....	4	...	13	...	10	...	...	...	8	...	3	...	17	...	...	...	...	1	...	...	...	...	56	...	...	
20 South East Ethiopia Field .....	55	...	69	...	58	...	...	...	57	...	3	...	...	38	...	...	...	19	...	...	60	...	359	...	...	
21 South Ethiopia Field .....	15	...	4	...	...	...	3	...	22	...	4	...	4	...	...	...	...	3	...	30	63	...	148	...	...	
22 South West Ethiopia Field .....	8	...	3	...	13	...	2	...	3	...	15	...	...	...	...	...	...	5	...	...	1	...	50	...	...	
23 West Ethiopia Conference .....	1	...	4	...	30	...	...	...	5	...	...	...	...	5	...	...	...	...	...	9	...	...	54	21	...	
24 Tigray Attached Mission .....	39	...	35	...	41	...	9	...	51	...	28	...	5	...	45	...	3	...	...	...	20	...	276	...	...	
Totals .....	152	...	173	...	226	...	26	...	419	...	78	...	26	...	107	...	22	...	82	...	45	168	189	1,713	21	40
25 NORTH EAST CONGO UNION MISSION .....	10	...	12	...	12	...	...	...	21	...	2	...	...	...	...	...	...	3	...	...	...	...	60	2	...	
26 Central Kivu Association .....	32	...	3	...	...	...	...	...	2	...	11	...	...	...	...	...	...	10	...	...	...	...	58	79	...	
27 Kibali Ituri Mission .....	6	...	...	...	...	...	...	...	4	...	16	...	...	...	...	...	...	5	...	...	...	...	31	10	...	
28 North Kivu Association .....	47	...	5	...	...	...	...	...	5	...	2	...	...	...	...	...	...	13	...	...	...	...	72	20	...	
29 South Kivu Field .....	19	...	2	...	...	...	...	...	1	...	25	...	...	...	...	...	...	4	...	...	...	...	51	18	...	
30 Upper Congo Field .....	14	...	1	...	...	...	...	...	...	...	7	...	...	...	...	...	...	11	...	...	...	...	33	6	...	
Totals .....	128	...	23	...	12	...	...	...	33	...	63	...	...	...	...	...	...	46	...	...	...	...	305	135	...	
31 NORTHERN TANZANIA UNION CONF .....	11	...	1	...	...	...	...	...	98	...	6	...	...	...	...	...	...	59	...	...	37	...	212	...	88	
32 Mara Conference .....	38	...	1	...	26	...	3	...	59	...	21	...	38	...	24	...	1	...	81	...	46	21	3	362	286	...
33 North-East Tanzania Conference .....	22	...	14	...	60	...	...	...	33	...	12	...	2	...	41	...	...	14	...	...	...	66	264	119	...	
34 South Nyanza Conference .....	26	...	8	...	17	...	3	...	72	...	21	...	1	...	30	...	3	...	71	...	33	3	...	288	393	...
35 West Tanzania Conference .....	27	...	2	...	4	...	...	...	19	...	35	...	...	...	2	...	...	...	5	...	12	...	106	234	...	
Totals .....	124	...	26	...	107	...	6	...	281	...	95	...	41	...	97	...	4	...	230	...	91	61	69	1,232	1,032	88

Conference or Mission	Denominational Employees														Total Active Employees	Literature Evangelists (Self-employed)	Honorary/Emeritus Credentialed Employees												
	22a		22b		23a		23b		24		25a		25b					26a		26b		27		29			30	28	31
	Ministerial Credential	Commissioned Minister Credential	Commissioned Ministry of Teaching Credential		Administrative Ministries Credential		Missionary Credential		Ministerial License	Commissioned Minister License	Commissioned Ministry of Teaching License		Administrative Ministries License					Missionary License		All Other Employees Including Part Time and Casual			FT	PT	C				

## EAST-CENTRAL AFRICA DIVISION (CONT'D)

36 RWANDA UNION MISSION	17	...	24	...	57	...	11	...	38	...	9	...	1	...	15	...	152	...	324	...	92										
37 Central Rwanda Field	15	...	3	...	...	...	...	4	...	14	...	1	...	...	10	...	...	47	...	29	...										
38 East Central Rwanda Conference	21	...	...	...	...	1	...	11	...	27	...	...	...	4	...	10	...	74	...	93	...										
39 East Rwanda Field	18	...	3	...	...	...	...	3	...	22	...	1	...	2	...	6	...	55	...	29	...										
40 North Rwanda Conference	23	...	2	...	...	...	...	13	...	10	...	...	...	6	...	11	...	65	...	115	...										
41 North-West Rwanda Field	18	...	2	...	...	1	...	3	...	15	...	2	...	1	...	2	...	91	...	102	...										
42 South Rwanda Field	15	...	2	...	...	...	...	...	16	...	6	...	...	8	...	6	...	53	...	28	...										
43 West Rwanda Field	27	...	4	...	...	3	...	6	...	32	...	7	...	...	1	...	15	...	95	...	71	...									
Totals	154	...	40	...	57	...	16	...	78	...	136	...	26	...	1	...	3	...	51	...	242	...	804	...	467	...	92				
44 SOUTHERN TANZANIA UNION MISSION	11	...	...	...	...	6	...	73	...	3	...	...	...	9	...	...	102	...	1,207	...	16										
45 East Tanzania Conference	36	...	...	...	30	...	16	...	47	...	28	...	7	...	...	31	...	213	...	...	...										
46 Southern Highlands Conference	24	...	17	...	26	...	4	...	38	...	57	...	42	...	3	...	48	...	53	...	312	...	...	...	...	...					
Totals	71	...	17	...	56	...	26	...	158	...	88	...	49	...	3	...	88	...	71	...	627	...	1,207	...	16						
47 UGANDA UNION MISSION	13	...	...	...	145	...	...	28	...	3	...	...	141	...	82	...	12	...	100	...	231	...	50	...	805	...	156				
48 Central Uganda Conference	62	...	...	...	40	...	1	...	8	...	30	...	42	...	1	...	3	...	7	...	...	...	...	194	...	23	...				
49 Eastern Uganda Field	16	...	...	...	...	...	...	9	...	18	...	...	...	9	...	22	...	...	...	33	...	107	...	12	...	...	...				
50 Northern Uganda Field	5	...	5	...	...	...	...	19	...	11	...	...	...	6	...	6	...	5	...	...	...	57	...	25	...	...	...				
51 Rwenzori Field	23	...	...	...	...	18	...	5	...	6	...	...	...	...	...	4	...	52	...	...	...	108	...	19	...	...	...				
52 Southwestern Uganda Field	24	...	...	...	...	...	...	4	...	11	...	...	...	20	...	3	...	...	...	...	...	62	...	15	...	...	...				
53 Western Uganda Field	23	...	...	...	...	2	...	18	...	17	...	17	...	...	26	...	22	...	...	...	3	...	128	...	18	...	...	...			
Totals	166	...	5	...	185	...	21	...	91	...	96	...	17	...	183	...	144	...	72	...	164	...	231	...	86	...	1,461	...	112	...	156
54 WEST CONGO UNION MISSION	7	...	...	...	2	...	2	...	18	...	...	...	...	...	...	2	...	5	...	1	...	37	...	...	...	...	...	60			
55 Central Kasai Field	37	...	...	...	...	...	...	39	...	8	...	...	...	4	...	1	...	...	...	...	...	90	...	167	...	...	...	...	...		
56 Congo Equatorial Field	5	...	...	...	1	...	...	10	...	3	...	...	...	1	...	...	12	...	...	...	32	...	70	...	...	...	...	...	...	...	
57 East Kasai Field	23	...	...	...	1	...	...	5	...	4	...	...	...	3	...	1	...	...	...	...	38	...	20	...	...	...	...	...	...	...	
58 Lower Congo Field	2	...	...	...	1	...	...	1	...	6	...	...	...	1	...	...	1	...	...	...	12	...	22	...	...	...	...	...	...	...	
59 West Congo Field	20	...	...	...	1	...	...	5	...	12	...	...	...	1	...	29	...	12	...	...	80	...	106	...	...	...	...	...	...	...	
60 West Kasai Field	42	...	...	...	1	...	1	...	16	...	7	...	...	...	3	...	7	...	15	...	92	...	10	...	...	...	...	...	...	...	
Totals	136	...	...	...	3	...	7	...	94	...	40	...	...	...	13	...	40	...	47	...	1	...	381	...	395	...	60				
61 WEST KENYA UNION CONFERENCE	6	...	...	...	...	1	...	13	...	...	...	...	...	...	...	...	...	...	...	...	20	...	...	...	...	...	...	...	...	...	
62 Central Nyanza Field	28	...	5	...	...	...	...	22	...	11	...	5	...	5	...	...	...	...	...	...	76	...	176	...	...	...	...	...	...	...	
63 Kenya Lake Conference	72	...	17	...	50	...	8	...	47	...	25	...	10	...	3	...	5	...	15	...	15	...	5	...	272	...	114	...	...	...	
64 Ranen Conference	66	...	13	...	56	...	3	...	27	...	28	...	6	...	...	...	5	...	20	...	1	...	225	...	173	...	...	...	...	...	
65 Western Kenya Conference	72	...	30	...	116	...	1	...	8	...	5	...	16	...	117	...	9	...	9	...	104	...	3	...	490	...	293	...	...	...	
Totals	244	...	65	...	222	...	13	...	117	...	69	...	37	...	120	...	14	...	34	...	104	...	38	...	6	...	1,083	...	756	...	117
66 ATTACHED FIELDS	...	...	...	...	...	...	...	...	...	...	...	...	...	...	...	...	...	...	...	...	...	...	...	...	...	...	...	...	...	...	...
67 Eritrea Mission Field	1	...	...	...	...	...	...	...	...	...	...	...	...	...	...	...	...	...	...	...	...	...	...	1	...	...	...	...	...	...	...
68 Greater Bahr el Ghazal Field	3	...	...	...	2	...	...	2	...	2	...	...	...	...	...	...	...	...	...	...	9	...	...	...	...	...	...	...	...	...	...
69 Greater Equatoria Field	17	...	...	...	1	...	...	2	...	7	...	...	...	...	...	...	...	...	...	...	31	...	...	...	...	...	...	...	...	...	...
70 Greater Upper Nile Field	4	...	...	...	...	...	...	2	...	4	...	...	...	...	...	...	...	...	...	...	10	...	...	...	...	...	...	...	...	...	...
Totals	25	...	...	...	3	...	2	...	11	...	6	...	...	...	4	...	...	...	...	...	51	...	...	...	...	...	...	...	...	...	...
71 EAST-CENTRAL AFRICA DIVISION	14	...	14	...	7	...	...	37	...	...	...	...	2	...	...	...	9	...	11	...	16	...	110	...	...	...	...	...	...	...	...
72 Burundi Union Mission	34	...	8	...	...	4	...	11	...	56	...	...	...	7	...	...	...	25	...	145	...	166	...	25	...	...	...	...	...	...	...
73 East Congo Union Mission	72	...	...	...	...	...	...	33	...	41	...	...	...	...	...	...	12	...	21	...	6	...	185	...	237	...	76	...	...	...	...
74 East Kenya Union Conference	292	...	28	...	241	...	13	...	107	...	76	...	17	...	297	...	1	...	47	...	178	...	38	...	1,335	...	694	...	204	...	...
75 Ethiopian Union Mission	152	...	173	...	226	...	26	...	419	...	78	...	26	...	107	...	22	...	82	...	45	...	168	...	189	...	1,713	...	21	...	40
76 North East Congo Union Mission	128	...	23	...	12	...	...	33	...	63	...	...	...	...	...	...	46	...	...	...	305	...	135	...	...	...	...	...	...	...	...
77 Northern Tanzania Union Conference	124	...	26	...	107	...	6	...	281	...	95	...	41	...	97	...	4	...	230	...	91	...	61	...	69	...	1,232	...	1,032	...	88

Conference or Mission	Denominational Employees														Total Active Employees	Literature Evange- lists (Self- employed)	Honorary/ Emeritus/ Cred- entialed Employees													
	22a		22b		23a		23b		24		25a		25b					26a		26b		27			29			30	28	31
	Ministerial Credential	Commissioned Minister Credential	Commissioned Ministry of Teaching Credential		Administrative Ministries Credential		Missionary Credential		Ministerial License	Commissioned Minister License	Commissioned Ministry of Teaching License		Administrative Ministries License					Missionary License		All Other Employees Including Part Time and Casual			FT	PT	C					

**EAST-CENTRAL AFRICA DIVISION (CONT'D)**

78 Rwanda Union Mission	154	40	57	16	78	136	26	1	3	51	242	804	467	92		
79 Southern Tanzania Union Mission	71	17	56	26	158	88	49	3	88	71	627	1,207	16			
80 Uganda Union Mission	166	5	185	21	91	96	17	183	144	72	164	231	86	156		
81 West Congo Union Mission	136	3	7	94	40	13	40	47	1	381	395	60				
82 West Kenya Union Conference	244	65	222	13	117	69	37	120	14	34	104	38	6	1,083	756	117
83 Attached Fields	25	3	2	11	6	4	51	804	467	92						
<b>DIVISION TOTALS</b>	<b>1,612</b>	<b>399</b>	<b>1,116</b>	<b>135</b>	<b>1,461</b>	<b>849</b>	<b>170</b>	<b>856</b>	<b>191</b>	<b>695</b>	<b>967</b>	<b>551</b>	<b>430</b>	<b>9,432</b>	<b>5,222</b>	<b>875</b>

**EURO-ASIA DIVISION**

1 BELARUS UNION OF CHURCHES CONF.	25	17	10	62	16	4								
2 CAUCASUS UNION MISSION	5	5	16											
3 Kubano-Chernomorskaya Conference	18	7	15	63	8	16								
4 North Caucasus Mission	14	5	2	12	3	2	5	43	10					
5 Rostov-Kalmykia Conference	16	4	13	8	7	48	17							
<b>Totals</b>	<b>53</b>	<b>13</b>	<b>40</b>	<b>3</b>	<b>15</b>	<b>25</b>	<b>5</b>	<b>159</b>	<b>35</b>	<b>16</b>				
6 EAST RUSSIAN UNION MISSION	6	1	2	1	2	13	5							
7 Central Siberian Mission	12	7	10	1	1	30	20							
8 East Siberian Mission	10	5	2	11	2	32	46							
9 West Siberian Mission	4	1	1	8	1	19	7							
<b>Totals</b>	<b>32</b>	<b>14</b>	<b>5</b>	<b>29</b>	<b>5</b>	<b>94</b>	<b>73</b>	<b>5</b>						
10 FAR EASTERN UN OF CHURCHES MISS	17	3	1	16	5	5	2	49	85	1				
11 MOLDOVA UNION OF CHURCHES CONF	39	7	24	2	15	3	2	92	100	23				
12 SOUTHERN UNION MISSION	7	7	8	4	1	3	19	49	1					
13 Kyrgyzstan Mission	10	7	2	4	2	18	7	1	38	89	9			
14 Northern Kazakhstan Mission	16	1	4	4	26	51	15							
15 Southern Kazakhstan Mission	6	3	1	4	12	28	16							
16 Tajikistan Field	2	1	1	2	1	10								
17 Turkmenistan Field	1	1	1	1	1	2								
18 Uzbekistan Field	4	5	7	5	3	12	36	16						
<b>Totals</b>	<b>45</b>	<b>7</b>	<b>19</b>	<b>18</b>	<b>22</b>	<b>18</b>	<b>15</b>	<b>10</b>	<b>111</b>	<b>265</b>	<b>56</b>	<b>1</b>		
19 TRANS-CAUCASUS UNION MISSION	3	4	1	3	5	16	2							
20 Armenian Mission	5	3	10	2	1	8	3	32	20					
21 Azerbaijan Mission	3	3	3	2	1	12	3							
22 Georgian Mission	4	3	5	2	1	19	4							
<b>Totals</b>	<b>15</b>	<b>10</b>	<b>19</b>	<b>5</b>	<b>4</b>	<b>8</b>	<b>15</b>	<b>3</b>	<b>79</b>	<b>27</b>	<b>2</b>			
23 UKRAINIAN UNION CONFERENCE	23	15	23	1	38	65	5	170	97					
24 Bukovinskaya Conference	38	3	3	23	14	14	95	224						
25 Central Ukrainian Conference	29	3	1	22	5	9	69	135						
26 Dnieper Conference	22	2	1	28	9	71	65							
27 Eastern Dnieper Conference	27	3	25	29	84	50								
28 Eastern Ukrainian Mission	15	6	1	29	3	3	57	30						
29 Kiev Conference	11	8	1	17	17	8	62	39						
30 Podolsk Conference	22	8	39	2	25	96	45							
31 Southern Ukrainian Conference	25	4	18	8	32	87	36							
32 Western Ukrainian Conference	27	5	9	40	14	3	98	72						
<b>Totals</b>	<b>239</b>	<b>15</b>	<b>30</b>	<b>42</b>	<b>233</b>	<b>38</b>	<b>9</b>	<b>3</b>	<b>164</b>	<b>108</b>	<b>8</b>	<b>889</b>	<b>696</b>	<b>97</b>

Conference or Mission	Denominational Employees														Total Active Employees	Literature Evangelists (Self-employed)	Honorary/Emeritus Credentialed Employees												
	22a		22b		23a		23b		24		25a		25b					26a		26b		27		29			30	28	31
	Ministerial Credential	Commissioned Minister Credential	Commissioned Ministry of Teaching Credential	Administrative Ministries Credential	Missionary Credential	Ministerial License	Commissioned Minister License	Commissioned Ministry of Teaching License	Administrative Ministries License	Missionary License	All Other Employees Including Part Time and Casual	FT	PT	C															

**EURO-ASIA DIVISION (CONT'D)**

33 WEST RUSSIAN UNION CONFERENCE	9	...	...	...	5	...	23	...	...	...	...	...	...	...	...	...	...	11	...	8	3	...	59	...	63		
34 Central Conference	17	...	...	...	...	...	...	...	...	14	...	...	...	...	...	...	...	...	...	5	...	...	36	22	...		
35 Moscow Conference	17	...	...	...	...	...	7	...	...	7	...	...	...	...	...	...	...	...	5	7	10	1	...	47	52	...	
36 Northwestern Conference	27	...	...	...	...	...	1	...	...	6	...	...	...	...	...	...	...	...	10	...	...	...	44	7	...		
37 Southern Conference	26	...	...	...	...	...	6	...	...	21	...	...	...	...	...	...	...	...	6	...	1	...	60	49	...		
38 Ural Conference	16	...	...	...	...	...	10	...	...	19	...	...	...	...	...	...	...	...	5	...	2	2	54	59	...		
39 Volga Conference	22	...	...	...	...	...	1	...	...	8	...	...	...	...	...	...	...	...	7	...	5	...	43	14	...		
40 Volgo-Vyatskaya Conference	18	...	...	...	...	...	11	...	...	24	...	...	...	...	...	...	...	...	4	...	18	...	6	81	22	...	
Totals	152	...	...	...	5	...	59	...	...	99	...	...	...	...	...	...	...	48	...	48	5	8	424	225	63		
41 ATTACHED FIELD																											
42 Crimea Mission	7	...	...	...	...	...	1	...	...	7	...	...	...	...	...	...	...	...	...	2	...	...	7	...	24	1	2
43 EURO-ASIA DIVISION	27	...	1	...	8	...	8	...	44	...	3	...	1	...	1	...	...	...	5	...	90	11	...	199	...	3	
44 Belarus Union of Churches Conference	25	...	...	...	...	...	...	...	...	17	...	...	...	...	...	...	...	...	10	...	10	...	62	16	4		
45 Caucasus Union Mission	53	...	...	...	...	...	5	...	13	...	40	...	...	...	...	...	...	...	3	...	15	5	...	159	35	16	
46 East Russian Union Mission	32	...	...	...	...	...	14	...	5	...	29	...	...	...	...	...	...	...	5	...	3	1	...	94	73	5	
47 Far Eastern Union of Churches Mission	17	...	...	...	...	...	3	...	1	...	16	...	...	...	...	...	...	...	5	...	...	...	2	49	85	1	
48 Moldova Union of Churches Conference	39	...	...	...	...	...	7	...	...	24	...	...	...	...	...	...	...	...	...	...	2	15	3	2	92	100	23
49 Southern Union Mission	45	...	...	7	...	...	19	...	18	...	22	...	...	18	...	15	...	...	10	...	...	111	...	265	56	1	
50 Trans-Caucasus Union Mission	15	...	...	...	...	...	10	...	...	19	...	...	...	...	...	5	...	...	4	...	8	15	3	79	27	2	
51 Ukrainian Union Conference	239	...	...	...	15	...	30	...	42	...	233	...	...	38	...	9	...	...	3	...	164	108	8	889	696	97	
52 West Russian Union Conference	152	...	...	...	5	...	59	...	...	99	...	...	...	...	...	...	...	...	48	...	48	5	8	424	225	63	
53 Attached Field	7	...	...	...	...	...	1	...	...	7	...	...	...	...	...	...	...	...	2	...	7	...	...	24	1	2	
DIVISION TOTALS	651	...	1	...	30	...	94	...	190	...	509	...	1	...	57	...	44	...	107	...	360	269	23	2,336	1,314	217	

**INTER-AMERICAN DIVISION**

1 ATLANTIC CARIBBEAN UNION MISSION	3	...	2	...	...	...	...	...	3	...	...	...	...	...	...	...	...	...	...	...	...	...	8	...	21	
2 Cayman Islands Conference	8	...	...	...	4	...	...	...	4	...	1	...	...	16	...	...	...	...	6	...	7	...	46	...	...	
3 North Bahamas Conference	2	...	...	...	6	...	...	...	...	4	...	...	...	2	...	...	...	...	4	...	11	4	...	33	3	...
4 South Bahamas Conference	22	...	...	...	17	...	...	...	13	...	6	...	...	28	...	...	...	...	39	...	5	2	...	132	...	...
5 Turks and Caicos Islands Mission	2	...	...	...	8	...	...	...	1	...	2	...	...	2	...	...	...	...	3	...	3	...	21	1	...	
Totals	37	...	2	...	35	...	...	...	21	...	13	...	...	48	...	...	...	...	52	...	23	9	...	240	4	21
6 BELIZE UNION OF CHURCHES MISSION	10	...	...	...	210	...	...	...	5	...	12	...	48	...	15	...	...	...	2	...	89	...	...	391	15	5
7 CARIBBEAN UNION CONFERENCE	30	...	1	...	29	...	44	...	132	...	3	...	...	32	...	3	...	...	79	...	448	...	...	801	...	...
8 East Caribbean Conference	19	...	...	...	55	...	2	...	35	...	14	...	...	6	...	...	...	...	6	...	40	...	...	177	77	...
9 Grenada Conference	12	...	...	...	...	...	1	...	10	...	7	...	...	...	...	...	...	...	3	...	13	...	...	46	16	...
10 Guyana Conference	19	...	1	...	...	...	...	...	22	...	21	...	...	...	...	...	...	...	33	...	6	...	...	102	25	...
11 North Caribbean Conference	22	...	...	...	33	...	6	...	13	...	3	...	...	6	...	...	...	...	11	...	20	...	...	114	13	...
12 South Caribbean Conference	46	...	20	...	42	...	...	...	19	...	21	...	2	...	6	...	...	...	25	...	69	...	...	250	37	...
13 South Leeward Mission	12	...	1	...	24	...	...	...	7	...	10	...	...	7	...	...	...	...	21	...	40	...	...	122	8	...
14 St Lucia Mission	11	...	...	...	23	...	3	...	8	...	6	...	...	15	...	...	...	...	5	...	19	...	...	90	11	...
15 St Vincent and the Grenadines Mission	11	...	...	...	37	...	...	...	6	...	8	...	...	6	...	...	...	...	6	...	...	...	...	74	...	...
16 Suriname Mission	6	...	...	...	3	...	...	...	1	...	5	...	...	...	...	...	...	...	2	...	1	...	...	20	11	...
17 Tobago Mission	11	...	3	...	35	...	6	...	10	...	3	...	3	...	11	...	1	...	...	...	53	...	...	136	17	...
Totals	199	...	26	...	278	...	65	...	263	...	101	...	5	...	89	...	6	...	191	...	709	...	...	1,932	215	...
18 CENTRAL MEXICAN UNION MISSION	5	...	...	...	...	...	...	...	17	...	...	...	...	...	...	...	...	...	2	...	2	...	...	26	...	11
19 Azteca Mexican Conference	12	...	...	...	...	...	...	...	15	...	10	...	...	...	...	...	...	...	8	...	16	1	...	62	58	...
20 Bajio Mexican Conference	12	...	...	...	...	...	...	...	7	...	8	...	...	...	...	...	...	...	3	...	23	...	...	53	42	...

Conference or Mission	Denominational Employees														Total Active Employees	Literature Evange- lists (Self- employed)	Honorary/ Emeritus/ Cred- entialed Employees													
	22a		22b		23a		23b		24		25a		25b					26a		26b		27			29			30	28	31
	Ministerial Credential	Commissioned Minister Credential	Commissioned Ministry of Teaching Credential		Administrative Ministries Credential		Missionary Credential		Ministerial License		Commissioned Minister License		Commissioned Ministry of Teaching License					Administrative Ministries License		Missionary License		All Other Employees Including Part Time and Casual			FT	PT	C			

**INTER-AMERICAN DIVISION (CONT'D)**

CENTRAL MEXICAN UNION MISSION (CONT'D)																											
21 Metropolitan Mexican Conference	16	...	...	...	...	...	...	...	28	...	10	...	...	...	...	...	...	...	...	3	...	25	3	...	85	38	...
22 Valley Mexican Mission	7	...	...	...	...	...	...	...	5	...	8	...	...	...	...	...	...	...	...	...	...	27	...	...	47	20	...
Totals	52	...	...	...	...	...	...	...	72	...	36	...	...	...	...	...	...	...	...	16	...	93	4	...	273	158	11
CHIAPAS MEXICAN UNION CONFERENCE																											
23 Central Chiapas Conference	7	...	...	...	37	...	2	...	52	...	...	...	...	...	...	...	...	...	...	31	...	...	...	...	129	...	...
24 North Chiapas Conference	26	...	...	...	11	...	2	...	9	...	23	...	...	...	...	...	...	...	...	12	...	...	...	...	83	2	...
25 Soconusco Conference	29	...	...	...	3	...	2	...	33	...	29	...	...	...	...	...	...	...	...	14	...	...	...	...	110	9	...
26 South Chiapas Mission	15	...	...	...	...	...	2	...	12	...	13	...	...	...	...	...	...	...	...	6	...	...	...	...	48	4	...
27 Upper Chiapas Conference	19	...	...	...	...	...	2	...	7	...	17	...	...	...	...	...	...	...	...	6	...	...	...	...	51	3	...
28 West Chiapas Conference	14	...	...	...	14	...	2	...	7	...	22	...	...	...	...	...	...	...	...	6	...	...	...	...	65	1	...
Totals	16	...	...	...	...	...	2	...	9	...	18	...	...	...	...	...	...	...	...	10	...	...	...	...	55	1	...
Totals	126	...	...	...	65	...	14	...	129	...	122	...	...	...	...	...	...	...	...	85	...	...	...	...	541	20	...
CUBAN UNION CONFERENCE																											
30 Central Conference	13	...	...	...	...	...	...	...	35	...	1	...	...	...	...	...	...	...	...	40	...	2	...	...	91	...	43
31 East Conference	9	...	...	...	...	...	...	...	16	...	18	...	...	...	...	...	...	...	...	12	...	1	...	...	56	...	...
32 Eastern Mission	17	...	...	...	...	...	...	...	20	...	15	...	...	...	...	...	...	...	...	9	...	...	...	...	61	...	...
33 West Conference	8	...	...	...	...	...	...	...	5	...	10	...	...	...	...	...	...	...	...	11	...	1	...	...	35	...	...
Totals	35	...	...	...	...	...	...	...	88	...	27	...	...	...	...	...	...	...	...	12	...	...	...	...	162	...	...
Totals	82	...	...	...	...	...	...	...	164	...	71	...	...	...	...	...	...	...	...	84	...	4	...	...	405	...	43
DOMINICAN UNION CONFERENCE																											
35 Central Dominican Conference	5	...	...	...	...	...	6	...	427	...	6	...	...	...	...	...	...	...	...	166	...	...	872	20	1,502	...	134
36 East Dominican Conference	34	...	...	...	...	...	3	...	12	...	15	...	...	...	...	...	...	...	...	1	...	19	2	...	86	4	...
37 North Dominican Conference	19	...	...	...	...	...	2	...	5	...	12	...	...	...	...	...	...	...	...	3	...	...	...	...	41	1	...
38 Northeast Dominican Mission	21	...	...	...	...	...	2	...	8	...	8	...	...	...	...	...	...	...	...	1	...	...	8	...	48	5	...
39 South Dominican Mission	9	...	...	...	...	...	2	...	4	...	14	...	...	...	...	...	...	...	...	1	...	3	1	...	34	...	...
40 Southeast Dominican Mission	8	...	...	...	...	...	2	...	3	...	10	...	...	...	...	...	...	...	...	1	...	3	...	...	27	...	...
Totals	23	...	...	...	...	...	3	...	9	...	24	...	...	...	...	...	...	...	...	1	...	...	9	...	69	8	...
Totals	119	...	...	...	...	...	20	...	468	...	89	...	...	...	...	...	...	...	...	174	...	25	892	20	1,807	18	134
EAST VENEZUELA UNION MISSION																											
42 Central East Venezuela Conference	5	...	...	...	...	...	...	...	5	...	...	...	...	...	...	...	...	...	...	6	...	7	...	...	23	...	...
43 Central Venezuela Conference	8	...	...	...	...	...	...	...	5	...	7	...	...	...	...	...	...	...	...	...	...	32	...	...	52	50	...
44 East Venezuela Conference	9	...	...	...	...	...	...	...	10	...	9	...	...	...	...	...	...	...	...	5	...	112	38	...	183	...	...
45 South Central Venezuela Conference	14	...	...	...	...	...	...	...	11	...	11	...	...	...	...	...	...	...	...	6	...	134	...	...	176	39	...
46 Southeast Venezuela Conference	12	...	...	...	...	...	...	...	7	...	13	...	...	...	...	...	...	...	...	3	...	80	...	...	115	15	...
Totals	9	...	...	...	...	...	...	...	4	...	17	...	...	...	...	...	...	...	...	5	...	148	...	...	183	1	...
Totals	57	...	...	...	...	...	...	...	42	...	57	...	...	...	...	...	...	...	...	25	...	513	38	...	732	105	...
EL SALVADOR UNION MISSION																											
48 Central El Salvador Mission	2	...	...	...	1	...	1	...	4	...	...	...	...	...	...	...	...	...	...	1	...	3	...	...	12	...	16
49 East El Salvador Conference	4	...	...	...	59	...	1	...	6	...	11	...	...	...	14	...	...	...	...	2	...	20	...	...	117	10	...
50 Metropolitan El Salvador Conference	7	...	...	...	19	...	1	...	2	...	18	...	...	...	22	...	...	...	...	4	...	42	...	...	115	24	...
51 Paracentral El Salvador Conference	11	...	...	...	28	...	1	...	2	...	5	...	...	...	13	...	...	...	...	6	...	21	...	...	87	11	...
52 West El Salvador Mission	7	...	...	...	16	...	1	...	3	...	10	...	...	...	4	...	...	...	...	2	...	32	...	...	75	...	...
Totals	6	...	...	...	10	...	1	...	4	...	11	...	...	...	33	...	...	...	...	3	...	10	...	...	78	12	...
Totals	37	...	...	...	133	...	6	...	21	...	55	...	...	...	86	...	...	...	...	18	...	128	...	...	484	57	16
FRENCH ANTILLES-GUIANA UNION CONF.																											
54 French Guiana Mission	5	...	...	...	...	...	...	...	9	...	...	...	...	...	...	...	...	...	...	...	...	5	...	...	19	...	113
55 Guadeloupe Conference	5	...	...	...	...	...	9	...	10	...	3	...	...	...	...	...	...	...	...	...	...	13	...	...	40	...	...
56 Martinique Conference	16	...	...	...	...	...	...	...	66	...	4	...	...	...	...	...	...	...	...	10	...	2	...	...	98	...	...
Totals	20	...	...	...	...	...	...	...	39	...	10	...	...	...	...	...	...	...	...	12	...	45	...	...	126	1	...
Totals	46	...	...	...	...	...	9	...	124	...	17	...	...	...	...	...	...	...	...	22	...	65	...	...	283	1	113

Conference or Mission	Denominational Employees														Total Active Employees	Literature Evangelists (Self-employed)	Honorary/Emeritus Credentialed Employees													
	22a		22b		23a		23b		24		25a		25b					26a		26b		27			29			30	28	31
	Ministerial Credential		Commissioned Minister Credential		Commissioned Ministry of Teaching Credential		Administrative Ministries Credential		Missionary Credential		Ministerial License		Commissioned Minister License					Commissioned Ministry of Teaching License		Administrative Ministries License		Missionary License			All Other Employees Including Part Time and Casual					
FT	PT	FT	PT	FT	PT	FT	PT	FT	PT	FT	PT	FT	PT	FT	PT	FT	PT	FT	PT	C	FT	PT	C							

## INTER-AMERICAN DIVISION (CONT'D)

58 GUATEMALA UNION MISSION	2	...	...	...	...	2	...	8	...	...	...	...	...	...	...	...	...	...	...	1	...	5	...	...	18	...	43
59 Central Guatemala Conference	8	...	...	...	21	...	3	...	6	...	11	...	...	...	...	...	...	...	...	...	...	13	...	...	62	33	...
60 East Guatemala Mission	1	...	...	...	...	1	...	1	...	10	...	...	...	4	...	...	...	...	...	2	...	...	...	19	22	...	
61 Metropolitan Guatemala Conference	5	...	...	...	...	1	...	2	...	9	...	...	...	...	...	...	...	...	...	...	...	5	...	...	22	...	...
62 North Guatemala Mission	3	...	...	...	...	1	...	1	...	11	...	...	...	1	...	...	...	...	...	1	...	...	...	18	...	...	
63 South Guatemala Mission	9	...	...	...	6	...	1	...	2	...	10	...	...	6	...	...	...	...	...	2	...	4	...	...	40	...	...
64 West Guatemala Conference	12	...	...	...	2	...	2	...	3	...	10	...	...	6	...	...	...	...	...	3	...	17	...	...	55	62	...
Totals	40	...	...	...	29	...	11	...	23	...	61	...	...	17	...	...	...	...	...	9	...	44	...	...	234	117	43
65 HAITIAN UNION MISSION	14	...	...	...	...	...	...	107	...	4	...	...	...	...	...	...	...	...	...	25	...	441	...	...	591	...	98
66 Central Haiti Conference	30	...	...	...	...	...	...	14	...	25	...	...	...	...	...	...	...	...	...	14	...	257	...	...	340	6	...
67 North Haiti Mission	33	...	...	...	...	...	...	40	...	9	...	...	...	...	...	...	...	...	...	9	...	256	...	...	347	60	...
68 Northwest Haiti Mission	25	...	...	...	...	...	...	9	...	20	...	...	...	...	...	...	...	...	...	10	...	10	...	...	74	190	...
69 South Haiti Mission	25	...	...	...	...	...	...	17	...	27	...	...	...	...	...	...	...	...	...	6	...	328	...	...	403	132	...
Totals	127	...	...	...	...	...	...	187	...	85	...	...	...	...	...	...	...	...	...	64	...	1,292	...	...	1,755	388	98
70 HONDURAS UNION MISSION	2	...	1	...	...	...	...	6	...	...	...	...	...	...	...	...	...	...	...	1	...	2	...	...	12	...	33
71 Atlantic Honduras Conference	6	...	...	...	5	...	1	...	4	...	8	...	...	3	...	...	...	...	...	2	...	57	...	...	86	5	...
72 Bay Islands Conference	3	...	2	...	25	...	3	...	2	...	4	...	1	1	...	...	...	...	...	...	...	68	...	...	109	3	...
73 Central Honduras Conference	13	...	...	...	1	...	3	...	39	...	13	...	...	...	...	...	...	...	...	10	...	164	...	...	243	12	...
74 Northwest Honduras Conference	10	...	1	...	17	...	1	...	5	...	8	...	...	1	...	2	...	...	...	13	...	61	...	...	119	11	...
Totals	34	...	4	...	48	...	8	...	56	...	33	...	1	5	...	2	...	...	...	26	...	352	...	...	569	31	33
75 INTER-OCEANIC MEXICAN UNION CONF.	7	...	4	...	...	...	...	14	...	7	...	...	...	...	...	...	...	...	...	...	...	...	...	...	32	...	10
76 Alpine Mission	12	...	1	...	4	...	...	7	...	10	...	1	...	...	...	...	...	...	...	3	...	...	...	...	38	...	...
77 Central Veracruz Mission	13	...	1	...	2	...	...	3	...	8	...	1	1	...	...	...	...	...	...	2	...	...	...	...	31	...	...
78 Isthmus Conference	14	...	...	...	...	...	...	4	...	10	...	...	...	...	...	...	...	...	...	5	...	...	...	...	33	...	...
79 North Veracruz Conference	15	...	2	...	5	...	...	5	...	10	...	1	1	...	...	...	...	...	...	5	...	...	...	...	44	...	...
80 Oaxaca Conference	11	...	...	...	3	...	...	6	...	10	...	...	...	...	...	...	...	...	...	6	...	...	...	...	36	...	...
81 Olmecca Conference	16	...	...	...	...	5	...	17	...	20	...	3	...	...	...	...	...	...	...	9	...	...	...	...	70	...	...
82 South Pacific Conference	19	...	2	...	5	...	...	13	...	5	...	...	3	...	...	...	...	...	...	6	...	...	...	...	53	...	...
83 South Veracruz Conference	17	...	3	...	6	...	5	...	11	...	17	...	...	2	...	...	...	...	...	8	...	...	...	...	69	...	...
84 Southeast Veracruz Mexican Conference	18	...	2	...	7	...	6	...	9	...	15	...	1	2	...	6	...	...	...	6	...	...	...	...	72	...	...
Totals	142	...	15	...	32	...	16	...	89	...	112	...	7	9	...	6	...	...	...	50	...	...	...	...	478	...	10
85 JAMAICA UNION CONFERENCE	21	...	7	...	...	...	...	269	...	...	...	...	...	...	...	...	...	...	...	544	...	150	84	...	1,075	...	171
86 Central Jamaica Conference	45	...	...	...	...	...	...	74	...	15	...	...	...	...	...	...	...	...	...	16	...	26	...	...	176	91	...
87 East Jamaica Conference	31	...	...	...	...	...	...	81	...	12	...	...	...	...	...	...	...	...	...	23	...	7	...	...	154	17	...
88 North East Jamaica Conference	10	...	...	...	...	...	...	20	...	7	...	...	...	...	...	...	...	...	...	9	...	1	...	...	56	27	...
89 North Jamaica Conference	11	...	...	...	...	...	...	16	...	7	...	...	...	...	...	...	...	...	...	18	...	3	...	...	55	21	...
90 West Jamaica Conference	45	...	1	...	...	...	...	84	...	9	...	...	...	...	...	...	...	...	...	24	...	...	...	...	163	62	...
Totals	163	...	8	...	...	...	...	544	...	50	...	...	...	...	...	...	...	...	...	634	...	195	85	...	1,679	218	171
91 NORTH COLOMBIAN UNION CONFERENCE	18	...	...	...	...	...	...	40	...	...	...	...	...	...	...	...	...	...	...	2	...	682	...	...	742	...	2
92 Atlantic Colombian Conference	15	...	...	...	...	...	...	5	...	9	...	...	...	...	...	...	...	...	...	1	...	28	...	...	58	...	...
93 Caribbean Colombian Mission	12	...	...	...	...	...	...	4	...	13	...	...	...	...	...	...	...	...	...	...	...	22	...	...	51	...	...
94 Colombian Islands Mission	2	...	...	...	...	...	...	2	...	2	...	...	...	1	...	...	...	...	...	...	...	23	...	...	30	...	...
95 East Colombian Conference	33	...	...	...	...	...	...	31	...	20	...	...	...	1	...	...	...	...	...	4	...	132	...	...	221	...	...
96 Northeast Colombian Conference	19	...	...	...	...	...	...	3	...	3	...	...	...	...	...	...	...	...	...	12	...	72	...	...	109	...	...
97 West Central Colombian Conference	27	...	...	...	...	...	...	8	...	3	...	...	...	...	...	...	...	...	...	...	...	157	...	...	195	...	...
Totals	126	...	...	...	...	...	...	93	...	50	...	...	...	2	...	...	...	...	...	19	...	1,116	...	...	1,406	...	2
98 NORTH MEXICAN UNION CONFERENCE	15	...	...	...	...	...	...	64	...	...	...	...	...	...	...	...	...	...	...	4	...	48	...	...	131	...	134
99 Baja California Conference	28	...	...	...	...	...	...	45	...	13	...	...	...	...	...	...	...	...	...	7	...	60	...	...	153	70	...

Conference or Mission	Denominational Employees														30	28	31									
	22a		22b		23a		23b		24		25a		25b					26a		26b		27		29		
	Ministerial Credential	Commissioned Minister Credential	Commissioned Ministry of Teaching Credential		Administrative Ministries Credential		Missionary Credential		Ministerial License	Commissioned Minister License	Commissioned Ministry of Teaching License		Administrative Ministries License					Missionary License		All Other Employees Including Part Time and Casual			Total Active Employees	Literature Evan- gels (Self- employed)	Honorary/ Emeritus Cred- entialed Employees	
FT	PT	FT	PT	FT	PT	FT	PT	FT	PT	FT	PT	FT	PT	FT	PT	FT	PT	C								

**INTER-AMERICAN DIVISION (CONT'D)**

<b>NORTH MEXICAN UNION CONFERENCE (CONT'D)</b>																											
100 Chihuahua Mexican Conference	15	...	...	...	...	...	...	12	...	11	...	...	...	...	...	...	...	...	5	...	62	...	...	105	37	...	
101 Gulf Mexican Conference	11	...	...	...	...	...	...	3	...	9	...	...	...	...	...	...	...	...	8	...	73	...	...	104	31	...	
102 North Tamaulipas Conference	14	...	...	...	...	...	...	6	...	5	...	...	...	...	...	...	...	...	...	...	36	...	...	61	16	...	
103 Northeast Mexican Conference	37	...	...	...	...	...	...	39	...	13	...	...	...	...	...	...	...	...	5	...	92	...	...	186	123	...	
104 Sinaloa Mexican Conference	12	...	...	...	...	...	...	26	...	11	...	...	...	...	...	...	...	...	...	...	3	...	138	...	190	57	...
105 Sonora Mexican Conference	16	...	...	...	...	...	...	19	...	8	...	...	...	...	...	...	...	...	...	...	...	...	98	...	141	18	...
106 West Mexican Conference	17	...	...	...	...	...	...	6	...	13	...	...	...	...	...	...	...	...	7	...	69	...	...	112	56	...	
Totals	165	...	...	...	...	...	...	220	...	83	...	...	...	...	...	...	...	...	39	...	676	...	...	1,183	408	134	
<b>PUERTO RICAN UNION CONFERENCE</b>																											
107	14	...	5	...	27	...	...	40	...	2	...	...	...	...	...	...	...	...	26	...	874	...	...	988	...	...	...
108 East Puerto Rico Conference	41	...	4	...	72	...	3	...	39	...	13	...	...	25	...	...	...	...	4	...	49	...	...	250	...	...	...
109 North Puerto Rico Conference	15	...	2	...	19	...	...	10	...	5	...	2	...	...	...	...	...	...	4	...	35	...	...	92	...	...	...
110 South Puerto Rico Conference	9	...	1	...	18	...	2	...	6	...	4	...	...	3	...	1	...	...	1	...	8	...	...	53	...	...	...
111 West Puerto Rico Conference	37	...	4	...	53	...	...	46	...	13	...	...	...	6	...	...	...	...	8	...	101	...	...	268	...	...	...
Totals	116	...	16	...	189	...	5	...	141	...	37	...	2	...	34	...	1	...	43	...	1,067	...	...	1,651	...	...	...
<b>SOUTH CENTRAL AMERICAN UNION CONFERENCE</b>																											
112	14	...	...	...	19	...	...	23	...	...	...	...	...	...	...	...	...	...	16	...	...	...	...	72	...	...	...
113 Atlantic Panama Mission	3	...	...	...	...	...	...	...	6	...	...	...	...	...	...	...	...	...	1	...	1	...	...	11	...	...	...
114 Caribbean Costa Rica Mission	5	...	...	8	...	...	...	4	...	9	...	...	...	...	...	...	...	...	3	...	2	...	...	31	...	...	...
115 Central Nicaragua Mission	13	...	...	25	...	...	...	10	...	5	...	...	60	...	...	...	...	...	11	...	3	...	...	127	...	...	...
116 Central Panama Conference	10	...	...	5	...	...	...	7	...	6	...	...	13	...	...	...	...	...	10	...	...	...	...	51	...	...	...
117 Metropolitan Panama Conference	12	...	...	9	...	...	...	10	...	...	...	...	3	...	...	...	...	...	4	...	...	...	...	38	...	...	...
118 North Costa Rica Mission	12	...	...	...	...	...	...	5	...	7	...	...	...	...	...	...	...	...	...	...	...	...	...	24	...	...	...
119 Northwestern Nicaragua Mission	9	...	...	13	...	...	...	1	...	6	...	...	...	...	...	...	...	...	...	...	106	...	...	135	...	...	...
120 South Atlantic Nicaragua Mission	2	...	...	11	...	...	...	2	...	5	...	...	18	...	...	...	...	...	1	...	8	...	...	47	...	...	...
121 South-Central Costa Rica Conference	11	...	...	26	...	...	...	11	...	7	...	...	...	...	...	...	...	...	...	...	...	...	...	55	5	...	...
122 Southeast Panama Mission	6	...	...	2	...	...	...	3	...	1	...	...	...	...	...	...	...	...	4	...	...	...	...	16	...	...	...
123 West Panama Conference	20	...	...	69	...	...	...	24	...	16	...	...	30	...	...	...	...	...	7	...	...	...	...	166	...	...	...
Totals	117	...	...	187	...	...	...	100	...	68	...	...	124	...	...	...	...	...	57	...	120	...	...	773	5	...	...
<b>SOUTH COLOMBIAN UNION MISSION</b>																											
124	5	...	...	...	...	...	...	1	...	...	...	...	...	...	...	...	...	...	3	...	5	...	...	14	...	...	2
125 Central Colombian Conference	11	...	...	...	...	...	...	1	...	2	...	...	...	...	...	...	...	...	...	...	13	...	...	27	...	...	...
126 East Los Llanos Conference	12	...	...	...	...	...	...	5	...	11	...	...	...	...	...	...	...	...	6	...	66	...	...	100	...	...	...
127 Pacific Colombian Conference	15	...	...	...	...	...	...	11	...	11	...	...	...	...	...	...	...	...	1	...	80	...	...	118	...	...	...
128 South Bogota Conference	9	...	...	...	...	...	...	8	...	7	...	...	...	...	...	...	...	...	3	...	25	...	...	52	...	...	...
129 South Colombian Conference	22	...	...	...	...	...	...	3	...	9	...	...	...	...	...	...	...	...	4	...	54	...	...	92	...	...	...
130 South Pacific Mission	9	...	...	...	...	...	...	2	...	...	...	...	...	...	...	...	...	...	...	...	16	...	...	27	...	...	...
131 Upper Magdalena Conference	17	...	...	...	...	...	...	6	...	10	...	...	...	...	...	...	...	...	5	...	33	...	...	71	...	...	...
Totals	100	...	...	...	...	...	...	37	...	50	...	...	...	...	...	...	...	...	22	...	292	...	...	501	...	...	2
<b>SOUTHEAST MEXICAN UNION MISSION</b>																											
132	7	...	...	...	...	...	...	109	...	...	...	...	...	...	...	...	...	...	100	...	...	...	...	216	...	...	47
133 Campeche Mission	9	...	...	...	...	...	...	8	...	15	...	...	...	...	...	...	...	...	104	...	...	...	...	136	5	...	...
134 Central Tabasco Conference	20	...	...	...	...	...	...	8	...	12	...	...	...	...	...	...	...	...	...	...	...	...	...	40	5	...	...
135 East Tabasco Mission	21	...	...	...	...	...	...	15	...	15	...	...	...	...	...	...	...	...	8	...	...	...	...	59	8	...	...
136 Mayab Conference	6	...	...	...	...	...	...	28	...	12	...	...	...	...	...	...	...	...	30	...	...	...	...	76	10	...	...
137 North Quintana Roo Conference	14	...	...	...	...	...	...	13	...	9	...	...	...	...	...	...	...	...	2	...	...	...	...	38	3	...	...
138 South Quintana Roo Mission	10	...	...	...	...	...	...	4	...	10	...	...	...	...	...	...	...	...	32	...	...	...	...	56	3	...	...
Totals	87	...	...	...	...	...	...	185	...	73	...	...	...	...	...	...	...	...	276	...	...	...	...	621	34	47	...
<b>WEST VENEZUELA UNION MISSION</b>																											
139	17	...	...	...	...	...	...	51	...	2	...	...	...	...	...	...	...	...	3	...	332	...	...	405	...	...	14
140 North Central Venezuela Conference	12	...	...	...	...	...	...	4	...	12	...	...	...	...	...	...	...	...	6	...	83	...	...	117	1	...	...
141 Southwest Venezuela Mission	17	...	...	...	...	...	...	8	...	12	...	...	...	...	...	...	...	...	4	...	95	...	...	136	...	...	...
142 West Central Venezuela Conference	13	...	...	...	...	...	...	12	...	3	...	...	...	...	...	...	...	...	2	...	98	...	...	128	...	...	...





Conference or Mission	Denominational Employees														30	28	31									
	22a		22b		23a		23b		24		25a		25b					26a		26b		27		29		
	Ministerial Credential		Commissioned Minister Credential		Commissioned Ministry of Teaching Credential		Administrative Ministries Credential		Missionary Credential		Ministerial License		Commissioned Minister License					Commissioned Ministry of Teaching License		Administrative Ministries License		Missionary License		All Other Employees Including Part Time and Casual		
FT	PT	FT	PT	FT	PT	FT	PT	FT	PT	FT	PT	FT	PT	FT	PT	FT	PT	FT	PT	C	Total Active Employees	Literature Evange- lists (Self- employed)	Honorary/ Emeritus Cred- entialed Employees			

**INTER-EUROPEAN DIVISION (CONT'D)**

12 NORTH GERMAN UNION CONFERENCE .....	9	...	1	...	...	...	...	24	...	...	...	...	...	...	...	...	...	10	...	...	...	3	47	...	185	
13 Berlin-Central German Conference .....	51	...	...	...	...	...	...	10	...	12	...	...	...	...	...	...	...	...	1	37	...	...	111	...	...	
14 Hansa Conference .....	20	...	...	...	...	...	...	6	...	3	...	...	...	...	...	...	...	...	3	...	...	...	32	...	...	
15 Lower Saxonian Conference .....	26	...	...	...	...	...	...	5	...	5	...	...	...	...	...	...	...	...	3	...	...	...	39	...	...	
16 Northern Rhenish-Westfalian Conference .....	35	...	...	...	...	...	...	6	...	7	...	...	...	...	...	...	...	...	2	1	...	...	51	...	...	
Totals .....	141	...	1	...	...	...	...	51	...	27	...	...	...	...	...	...	...	10	...	9	38	3	280	...	185	
17 PORTUGUESE UN OF CHURCHES CONF. ..	35	...	14	...	...	...	17	...	3	...	5	...	8	...	...	...	2	...	8	...	160	8	...	260	27	65
18 ROMANIAN UNION CONFERENCE .....	25	...	...	...	6	...	2	...	152	...	...	...	...	1	...	...	...	72	...	15	...	...	273	166	69	
19 Banat Conference .....	41	...	...	...	...	...	...	5	...	1	...	4	...	...	...	...	...	...	...	5	...	...	56	...	...	
20 Moldavia Conference .....	56	...	...	...	...	...	...	9	...	10	...	5	...	...	...	...	...	...	...	...	...	...	80	...	...	
21 Muntenia Conference .....	85	...	...	...	...	...	...	11	...	13	...	...	...	...	...	...	...	15	...	4	...	...	128	...	...	
22 North Transylvania Conference .....	34	...	...	...	...	...	...	5	...	4	...	3	...	...	...	...	...	...	...	1	...	...	47	...	...	
23 Oltenia Conference .....	56	...	...	...	...	...	...	9	...	5	...	...	...	...	...	...	...	4	...	...	...	...	74	...	...	
24 South Transylvania Conference .....	45	...	...	...	...	...	...	7	...	7	...	3	...	...	...	...	...	1	...	...	...	...	63	...	...	
Totals .....	342	...	...	...	6	...	2	...	198	...	40	...	15	...	1	...	...	92	...	25	...	...	721	166	69	
25 SOUTH GERMAN UNION CONFERENCE ..	11	...	2	...	...	...	...	12	...	...	...	2	...	...	...	...	...	12	...	...	1	4	44	...	108	
26 Baden-Wuerttemberg Conference .....	42	...	...	...	...	...	...	7	...	9	...	...	...	...	...	...	...	2	...	20	19	8	107	2	...	
27 Bavarian Conference .....	26	...	...	...	...	...	...	3	...	5	...	...	...	...	...	...	...	...	...	4	...	1	39	...	...	
28 Central Rhenish Conference .....	28	...	...	...	...	...	...	5	...	4	...	...	...	...	...	...	...	...	...	6	...	2	45	...	...	
Totals .....	107	...	2	...	...	...	...	27	...	18	...	2	...	...	...	...	...	14	...	30	20	15	235	2	108	
29 SPANISH UNION OF CHURCHES CONF ..	51	...	9	...	46	...	...	29	...	22	...	4	...	17	...	...	...	25	...	97	43	26	369	22	59	
30 SWISS UNION CONFERENCE .....	...	...	...	...	...	...	...	...	...	...	...	...	...	...	...	...	...	...	...	...	...	...	...	...	35	
31 French-Italian Swiss Conference .....	13	...	2	...	...	...	...	3	...	2	...	...	...	...	...	...	...	2	...	...	...	...	22	...	...	
32 German Swiss Conference .....	18	...	3	...	3	...	...	13	...	6	...	1	...	1	...	...	...	3	...	2	...	...	50	19	...	
Totals .....	31	...	5	...	3	...	...	16	...	8	...	1	...	1	...	...	...	5	...	2	...	...	72	19	35	
33 INTER-EUROPEAN DIVISION .....	28	...	17	...	39	...	13	...	210	...	36	...	2	...	16	...	...	26	...	73	...	...	460	...	...	
34 Austrian Union of Churches Conference .....	34	...	2	...	...	...	...	...	...	7	...	5	...	...	...	...	...	...	...	57	331	17	453	27	17	
35 Bulgarian Union of Churches Conference .....	59	...	...	...	...	...	2	...	10	...	12	...	...	...	...	...	...	2	...	60	...	...	145	...	...	
36 Czecho-Slovakian Union Conference .....	77	...	6	...	...	...	...	...	...	33	...	17	...	...	...	...	...	...	...	47	9	28	217	53	56	
37 Franco-Belgian Union Conference .....	77	...	2	...	...	...	2	...	16	...	16	...	...	...	...	...	...	8	...	...	...	...	121	...	75	
38 Italian Union of Churches Conference .....	52	...	10	...	2	...	...	46	...	14	...	...	...	...	...	...	...	25	...	...	...	...	149	3	70	
39 North German Union Conference .....	141	...	1	...	...	...	...	51	...	27	...	...	...	...	...	...	...	10	...	9	38	3	280	...	185	
40 Portuguese Union of Churches Conference .....	35	...	14	...	...	...	17	...	3	...	5	...	8	...	...	...	...	8	...	160	8	...	260	27	65	
41 Romanian Union Conference .....	342	...	...	...	6	...	2	...	198	...	40	...	15	...	1	...	...	92	...	25	...	...	721	166	69	
42 South German Union Conference .....	107	...	2	...	...	...	...	27	...	18	...	2	...	...	...	...	...	14	...	30	20	15	235	2	108	
43 Spanish Union of Churches Conference .....	51	...	9	...	46	...	...	29	...	22	...	4	...	17	...	...	...	25	...	97	43	26	369	22	59	
44 Swiss Union Conference .....	31	...	5	...	3	...	...	16	...	8	...	1	...	1	...	...	...	5	...	2	...	...	72	19	35	
DIVISION TOTALS .....	1,034	...	68	...	96	...	36	...	606	...	238	...	54	...	35	...	2	...	215	...	560	449	89	3,482	319	739

**NORTH AMERICAN DIVISION**

1 ATLANTIC UNION CONFERENCE .....	9	...	...	1	...	1	...	6	...	...	...	...	...	...	...	...	...	2	...	...	1	...	20	...	254	
2 Bermuda Conference .....	9	...	...	17	...	...	...	13	...	1	...	...	3	...	...	...	...	6	...	10	...	...	59	...	...	
3 Greater New York Conference .....	73	...	1	...	47	...	16	...	23	...	11	...	3	...	...	...	...	5	...	6	...	...	185	...	...	
4 New York Conference .....	9	...	...	7	...	4	...	5	...	5	...	...	9	...	1	...	...	1	1	5	4	...	51	...	...	
5 Northeastern Conference .....	124	1	1	...	45	...	1	...	28	...	6	4	...	46	...	...	...	1	...	17	8	...	282	...	...	
6 Northern New England Conference .....	10	4	...	...	15	...	3	...	4	...	9	9	...	2	...	...	...	2	...	162	52	135	407	...	...	
7 Southern New England Conference .....	51	...	...	31	...	4	...	17	...	4	...	1	...	7	...	2	...	2	...	11	...	...	130	...	...	
Totals .....	285	5	2	...	163	...	29	...	96	...	36	13	1	3	67	...	3	...	19	1	211	65	135	1,134	...	254







Conference or Mission	Denominational Employees																	30	28	31									
	22a		22b		23a		23b		24		25a		25b		26a		26b				27			29					
	Ministerial Credentia	PT	Commissioned Minister Credentia	PT	Commissioned Ministry of Teaching Credentia	PT	Administrative Ministries Credentia	PT	Missionary Credentia	FT	PT	Ministerial License	FT	PT	Commissioned Minister License	FT	PT				Commissioned Ministry of Teaching License	FT	PT	Administrative Ministries License	FT	PT	Missionary License	FT	PT

**SOUTH AMERICAN DIVISION (CONT'D)**

28 EAST BRAZIL UNION MISSION .....	26	...	...	...	...	...	...	9	...	4	...	...	...	...	...	...	45	...	222	...	...	...	306	...	13
29 Bahia Conference .....	48	...	...	...	...	...	...	11	...	15	...	...	...	...	...	...	9	...	692	...	...	...	775	27	...
30 Central Bahia Conference .....	34	...	...	...	...	...	...	3	...	8	...	...	...	...	...	...	4	...	152	...	...	...	201	2	...
31 North Bahia Mission .....	21	...	...	...	...	...	...	1	...	19	...	...	...	...	...	...	1	...	132	...	...	...	174	31	...
32 Sergipe Mission .....	20	...	...	...	...	...	...	3	...	15	...	...	...	...	...	...	5	...	75	...	...	...	118	12	...
33 South Bahia Conference .....	41	...	...	...	...	...	...	3	...	15	...	...	...	...	...	...	6	...	195	...	...	...	260	20	...
34 Southwest Bahia Mission .....	33	...	...	...	...	...	...	3	...	10	...	...	...	...	...	...	5	...	151	...	...	...	202	30	...
Totals .....	223	...	...	...	...	...	...	33	...	86	...	...	...	...	...	...	75	...	1,619	...	...	...	2,036	122	13
35 ECUADOR UNION MISSION .....	12	...	...	...	...	...	...	7	...	...	...	...	...	...	...	...	11	...	188	...	...	...	218	...	...
36 North Ecuador Mission .....	20	...	...	...	...	...	...	4	...	21	...	...	...	...	...	...	2	...	134	...	...	...	181	58	...
37 South Ecuador Mission .....	25	...	...	...	...	...	...	2	...	16	...	...	...	...	...	...	4	...	230	...	...	...	277	102	...
Totals .....	57	...	...	...	...	...	...	13	...	37	...	...	...	...	...	...	17	...	552	...	...	...	676	160	...
38 NORTH BRAZIL UNION MISSION .....	17	...	...	...	...	...	...	14	...	2	...	...	...	...	...	...	24	...	1,419	...	...	...	1,476	...	5
39 Maranhao Conference .....	48	...	...	...	...	...	...	...	...	27	...	...	...	...	...	...	...	...	551	...	...	...	626	32	...
40 North Para Conference .....	52	...	...	...	...	...	...	1	...	28	...	...	...	...	...	...	5	...	716	...	...	...	802	31	...
41 South Maranhao Mission .....	14	...	...	...	...	...	...	...	...	23	...	...	...	...	...	...	5	...	189	...	...	...	231	35	...
42 South Para Conference .....	25	...	...	...	...	...	...	2	...	24	...	...	...	...	...	...	2	...	310	...	...	...	363	13	...
43 West Para Mission .....	14	...	...	...	...	...	...	1	...	16	...	...	...	...	...	...	7	...	143	...	...	...	181	72	...
Totals .....	170	...	...	...	...	...	...	18	...	120	...	...	...	...	...	...	43	...	3,328	...	...	...	3,679	183	5
44 NORTH PERU UNION MISSION .....	56	...	...	...	...	...	...	79	...	9	...	...	...	...	...	...	42	...	1,852	...	...	...	2,038	...	51
45 East Central Peru Conference .....	31	...	...	...	...	...	...	7	...	12	...	...	...	...	...	...	4	...	148	...	...	...	202	...	...
46 North Pacific Conference .....	41	...	...	...	...	...	...	6	...	17	...	...	...	...	...	...	5	...	63	...	...	...	132	17	...
47 North Peru Mission .....	33	...	...	...	...	...	...	3	...	27	...	...	...	...	...	...	6	...	176	...	...	...	245	14	...
48 Northeast Peru Mission .....	24	...	...	...	...	...	...	6	...	16	...	...	...	...	...	...	2	...	109	...	...	...	157	...	...
49 West Central Peru Mission .....	32	...	...	...	...	...	...	6	...	14	...	...	...	...	...	...	3	...	160	...	...	...	215	...	...
Totals .....	217	...	...	...	...	...	...	107	...	95	...	...	...	...	...	...	62	...	2,508	...	...	...	2,989	31	51
50 NORTHEAST BRAZIL UNION MISSION .....	7	...	...	...	...	...	...	2	...	1	...	...	...	...	...	...	17	...	146	...	...	...	173	...	16
51 Alagoas Mission .....	19	...	...	...	...	...	...	...	...	11	...	...	...	...	...	...	2	...	292	...	...	...	324	22	...
52 Central Pernambuco Conference .....	36	...	...	...	...	...	...	1	...	16	...	...	...	...	...	...	6	...	234	...	...	...	293	19	...
53 North Coast Conference .....	43	...	...	...	...	...	...	...	...	21	...	...	...	...	...	...	6	...	210	...	...	...	280	31	...
54 Northeast Brazil Mission .....	31	...	...	...	...	...	...	1	...	14	...	...	...	...	...	...	5	...	107	...	...	...	158	15	...
55 Pernambuco Conference .....	39	...	...	...	...	...	...	1	...	9	...	...	...	...	...	...	2	...	165	...	...	...	216	18	...
Totals .....	175	...	...	...	...	...	...	5	...	72	...	...	...	...	...	...	38	...	1,154	...	...	...	1,444	105	16
56 NORTHWEST BRAZIL UNION MISSION .....	11	...	...	...	...	...	...	7	...	1	...	...	...	...	...	...	11	...	19	...	...	...	49	...	8
57 Amazonas-Roraima Conference .....	44	...	...	...	...	...	...	5	...	20	...	...	...	...	...	...	7	...	564	...	...	...	640	8	...
58 Central Amazon Conference .....	34	...	...	...	...	...	...	7	...	22	...	...	...	...	...	...	8	...	361	...	...	...	432	52	...
59 South Rondonia Conference .....	23	...	...	...	...	...	...	4	...	13	...	...	...	...	...	...	6	...	293	...	...	...	339	27	...
60 West Amazon Conference .....	32	...	...	...	...	...	...	4	...	19	...	...	...	...	...	...	3	...	322	...	...	...	380	5	...
Totals .....	144	...	...	...	...	...	...	27	...	75	...	...	...	...	...	...	35	...	1,559	...	...	...	1,840	92	8
61 PARAGUAY UNION OF CHURCHES MISS .....	23	...	...	...	...	...	...	22	...	12	...	...	...	...	...	...	21	...	321	...	...	...	399	...	11
62 SOUTH BRAZIL UNION CONFERENCE .....	15	...	...	...	...	...	...	10	...	1	...	...	...	...	...	...	22	...	314	...	...	...	362	...	131
63 Central Parana Conference .....	46	...	...	...	...	...	...	8	...	16	...	...	...	...	...	...	7	...	668	...	...	...	745	12	...
64 Central Rio Grande do Sul Conference .....	34	...	...	...	...	...	...	9	...	28	...	...	...	...	...	...	7	...	629	...	...	...	707	22	...
65 North Parana Conference .....	42	...	...	...	...	...	...	2	...	15	...	...	...	...	...	...	7	...	464	...	...	...	530	23	...
66 North Santa Catarina Conference .....	37	...	...	...	...	...	...	5	...	13	...	...	...	...	...	...	7	...	405	...	...	...	467	32	...
67 Rio Grande do Sul Conference .....	50	...	...	...	...	...	...	14	...	20	...	...	...	...	...	...	7	...	866	...	...	...	957	60	...
68 Santa Catarina Conference .....	34	...	...	...	...	...	...	10	...	18	...	...	...	...	...	...	7	...	283	...	...	...	352	33	...

STATISTICAL REPORT FOR 2014



Conference or Mission	Denominational Employees																									
	22a		22b		23a		23b		24		25a		25b		26a		26b		27		29			30	28	31
	Ministerial Credential		Commissioned Minister Credential		Commissioned Ministry of Teaching Credential		Administrative Ministries Credential		Missionary Credential		Ministerial License		Commissioned Minister License		Commissioned Ministry of Teaching License		Administrative Ministries License		Missionary License		All Other Employees Including Part Time and Casual			Total Active Employees	Literature Evange- lists (Self- employed)	Honorary/ Emeritus Cred- entialed Employees
FT	PT	FT	PT	FT	PT	FT	PT	FT	PT	FT	PT	FT	PT	FT	PT	FT	PT	FT	PT	FT	PT	C				

**SOUTH PACIFIC DIVISION**

1 AUSTRALIAN UNION CONFERENCE	13				3	3	11	2	6	6	1					15	2	8		1	4		75		276		
2 Greater Sydney Conference	54	1	1		67	13			4	2	5		1		44	36			13	6	97	245	147	736			
3 North New South Wales Conference	52	6	2		212	68	13	1	15	12	4				55	17	2		17		70	326	423	1,295			
4 Northern Australian Conference	11				6		2				1				6				9	4	9	25	9	82			
5 South Australian Conference	16				28		1				4				24				2		55	36		166			
6 South New South Wales Conference	15				9	1	1		3		2				4				3		7	17	8	70			
7 South Queensland Conference	58	1	3		91	19	20		7	1	6		3		57	10	10	6	11	8	341	100	182	934			
8 Tasmanian Conference	7				5						2				4				6	3	2	11		40			
9 Victorian Conference	38	2	4		60	25	7		1		6		4	8	33	16	2		13	3	44	284	155	705			
10 Western Australian Conference	30				26	7	4		10	4	5				10	9			7	1	14	120	34	281			
Totals	294	10	10		507	136	59	3	46	25	36		8	8	237	88	29	8	89	25	640	1,168	958	4,384		276	
11 NEW ZEALAND PACIFIC UNION CONF	3				2		2		6										7		5		1	26		30	
12 Cook Islands Mission	5		1		6		1								7		3			12				35			
13 French Polynesia Mission	9				9		5		19		2				1				2		12			59	14		
14 New Caledonia Mission	4										1								1		1			7	2		
15 North New Zealand Conference	41		1		34		4		1		6				23		7		2		54	33	22	228	17		
16 South New Zealand Conference	6				8		1	1			4		1		13		1		4		3	1		43			
17 Pitcairn Island Attached Church																					1			1			
Totals	68		2		59		13	1	26		13		1		44		11		16	12	76	34	23	399	33	30	
18 PAPUA NEW GUINEA UNION MISSION	8		8		60		3		22				1		20				18					140		282	
19 Bougainville Mission	16		4		70				3		20		1		35		1							150	20		
20 Central Papua Conference	28		8		118		1		16		49		3		42				14					279			
21 Eastern Highlands Simbu Mission	35		6		49		1		10		84		2		18				11					216			
22 Madang Manus Mission	13		4		19				1		18		1		81		1		3					141	12		
23 Morobe Mission	24		5		23		1		6		55		1		42				5					162	57		
24 New Britain New Ireland Mission	17		5		59		1		10		35		2		49									178			
25 North East Papua Mission	8		1		15		1		1		23		2		31				6					88			
26 Sepik Mission	13		4		26				6		27		1		10		1		17					105			
27 South West Papua Mission	6				4				1		11				13				1					36			
28 Western Highlands Mission	53		6		79		1		9		166				59				7					380	12		
Totals	221		51		522		9		85		488		14		400		3		82					1,875	101	282	
29 TRANS PACIFIC UNION MISSION	13				5		13		20		14				7						1	2		75		81	
30 Fiji Mission	36		6		1		3		6		26		2				3		7		6			96	30		
31 Kiribati Mission	6				6				1				5	10					7		4			39			
32 Samoas-Tokelau Mission	22				18				2		19				33				1		24	3		122			
33 Solomon Islands Mission	45		7		410						55				47				337					901	44		
34 Tonga Mission	8				42						4								8		3			65			
35 Vanuatu Mission	17		1		31				10		14		3		40				27		99			242			
36 Niue Attached Church	1																							1			
37 Tuvalu Attached District	1				4																			6			
Totals	149		14		517		16		39		133		10	10	127		3		387		137	5		1,547	74	81	
Note—Statistics for Nauru Attached Church are on the Trans Pacific Union row.																											
38 SOUTH PACIFIC DIVISION	32	1	9		85	3	12		131	11	2				5	3	2	2	116	22	1,695	1,107	753	3,991			
39 Australian Union Conference	294	10	10		507	136	59	3	46	25	36		8	8	237	88	29	8	89	25	640	1,168	958	4,384		276	
40 New Zealand Pacific Union Conference	68		2		59		13	1	26		13		1		44		11		16	12	76	34	23	399	33	30	
41 Papua New Guinea Union Mission	221		51		522		9		85		488		14		400		3		82					1,875	101	282	
42 Trans Pacific Union Mission	149		14		517		16		39		133		10	10	127		3		387		137	5		1,547	74	81	
DIVISION TOTALS	764	11	86		1,690	139	109	4	327	36	672		33	18	813	91	48	10	690	59	2,548	2,314	1,734	12,196	208	669	

Conference or Mission	Denominational Employees															Total Active Employees	Literature Evangelists (Self-employed)	Honorary/Emeritus Credentialed Employees											
	22a		22b		23a		23b		24		25a		25b		26a				26b		27		29			30	28	31	
	Ministerial Credential	Commissioned Minister Credential	Commissioned Ministry of Teaching Credential	Administrative Ministries Credential	Missionary Credential	Ministerial License	Commissioned Minister License	Commissioned Ministry of Teaching License	Administrative Ministries License	Missionary License	Ministerial License	Commissioned Minister License	Commissioned Ministry of Teaching License	Administrative Ministries License	Missionary License				All Other Employees Including Part Time and Casual	FT	PT	C							

**SOUTHERN AFRICA-INDIAN OCEAN DIVISION**

1 BOTSWANA UNION CONFERENCE	4	1			1		8		1												2	4		21		9		
2 North Botswana Conference	5				4		1		12		2		6							4		26		60	75			
3 South Botswana Conference	13				2		4		21		12									1		70		123	310			
Totals	22	1			4		13		34		14		6							5		98	4	204	385	9		
4 INDIAN OCEAN UNION CONFERENCE	8	2			3		110													15		25		163		130		
5 Antsirana Mission	18	2			1		3		5		5									2		3		41	24			
6 Central Malagasy Conference	56	2			54		29		29		5		9		2					12		15		215	127			
7 Mahajanga Mission	12	1			5		1		2		10		1							3		3	8	46	11			
8 Mauritius Conference	9	3					4		4		3				2					2			1	28	39			
9 Reunion Conference	6				1		2		2		2											2	2	15	3			
10 Seychelles Mission	2						1		3													2	1	9	11			
11 South Malagasy Mission	27	2			14		10		12						1					1		13		80	17			
Totals	138	12			74		9		161		13		10		5					35		58	15	597	232	130		
12 MALAWI UNION MISSION	10				48				345		15				51					210		477	74	1,230		12		
13 Central Malawi Conference	36				24				32		12				5					3		10	1	123	61			
14 North Malawi Field	31								5		11									2			1	50	42			
15 South Malawi Field	54				36				14		19				7					4			1	135	46			
Totals	131				108				396		57				63					219		487	77	1,538	149	12		
16 MOZAMBIQUE UNION MISSION	6						2		6													8		22		29		
17 Central Mission	14						2		11		1		6		12					3		2	85	136				
18 North Mission	11						2		6		2		8							5		3		37				
19 North-East Mission	6						1		1		2				1					1		3		15				
20 South Mission	16						2		3		1		3		4					4		4	66	103				
Totals	53						9		27		6		17		16					13		20	151	313		29		
21 NORTH-EASTERN ANGOLA UN MISSION							8		12											2				36		20		
22 East Association Mission	10						8				7									1		5		2	33			
23 North Association Mission	29	1					8		15		13									2		10		12	90			
Totals	39	1					24		27		20									5		29		14	159	20		
24 SOUTHERN AFRICA UNION CONFERENCE	18	8			25				104		1				13					69		49	8	4	299		67	
25 Cape Conference	47	6			72				39		49		1		28					17		40			299	109		
26 KwaZulu Natal-Free State Conference	27	1			7				16		26		4		3					9				2	95	33		
27 Lesotho Conference	4	1							7		4									2		118	1	2	139	33		
28 Namibia Conference	10						2		2		14									6		2	2		38	71		
29 Northern Conference	39	4			29		5		39		18				15					47		211	27		434	122		
30 Swaziland Conference	6	2							3		3									4					19	21		
31 Trans-Orange Conference	29	2			20				15		38		11									5	28		148	90		
Totals	180	24			153		7		225		153		16		59					154		425	66	8	1,471	479	67	
32 SOUTH-WESTERN ANGOLA UN MISSION	14	2							50		2									14					82		131	
33 Central Association Mission	85	1							67		16									4					173			
34 South Association Mission	41	1							11		5									26					84			
Totals	140	4							128		23									44					339		131	
35 ZAMBIA UNION CONFERENCE	16	2							134		2									3		32		194		383		60
36 Central Zambia Conference	25								13		8									5					51	247		
37 Copperbelt Zambia Conference	27				11				11		8				3					5		2			67	241		
38 East Zambia Field	9								6		3											26			44	69		
39 Luapula Zambia Field	10								5		3									1		12	2	3	36	64		
40 Lusaka Conference	27	1							8		12									3		6			57	53		



Conference or Mission	Denominational Employees																30	28	31								
	22a		22b		23a		23b		24		25a		25b		26a					26b		27			29		
	Ministerial Credential	Commissioned Minister Credential	Commissioned Ministry of Teaching Credential		Administrative Ministries Credential		Missionary Credential		Ministerial License	Commissioned Minister License	Commissioned Ministry of Teaching License		Administrative Ministries License		Missionary License					All Other Employees Including Part Time and Casual			Total Active Employees	Literature Evange- lists (Self-employed)	Honorary/ Emeritus Cred- entialed Employees		
FT	PT	FT	PT	FT	PT	FT	PT	FT	PT	FT	PT	FT	PT	FT	PT	FT	PT	C									

### SOUTHERN AFRICA-INDIAN OCEAN DIVISION (CONT'D)

ZAMBIA UNION CONFERENCE (CONT'D)																										
41 North Zambia Field	6	...	...	...	...	1	...	11	...	11	...	...	...	...	...	5	...	...	...	...	34	135	...			
42 South Zambia Conference	26	...	...	39	...	...	...	57	...	6	...	...	82	...	...	64	...	...	7	...	281	161	...			
43 West Zambia Field	11	...	...	...	...	...	...	6	...	6	...	...	...	...	...	2	...	...	...	3	28	127	...			
Totals	157	...	3	...	50	...	1	...	251	...	59	...	...	85	...	3	...	117	...	240	9	6	981	1,097	60	
ZIMBABWE UNION CONFERENCE																										
44 ZIMBABWE UNION CONFERENCE	19	...	1	...	...	...	...	174	...	1	...	...	...	...	...	36	...	13	1	...	245	...	54			
45 Central Zimbabwe Conference	41	...	...	4	...	3	...	12	...	16	...	...	2	...	...	7	...	51	51	...	187	99	...			
46 East Zimbabwe Conference	48	...	...	...	...	...	...	22	...	20	...	...	...	...	...	9	...	102	48	22	271	203	...			
47 West Zimbabwe Conference	36	...	...	...	...	...	...	137	...	19	...	...	...	...	...	84	...	...	...	...	276	103	...			
Totals	144	...	1	...	4	...	3	...	345	...	56	...	...	2	...	...	136	...	166	100	22	979	405	54		
48 ATTACHED FIELD																										
49 Sao Tome and Principe Mission	5	...	...	...	...	...	...	6	...	...	...	...	...	...	...	...	...	5	2	...	18	...	...			
50 SOUTHERN AFRICA-INDIAN OCEAN DIV																										
51 Botswana Union Conference	14	...	4	...	1	...	...	22	...	...	...	...	...	...	17	...	...	2	2	...	62	...	...			
52 Indian Ocean Union Conference	22	...	1	...	4	...	3	...	13	...	34	...	14	...	6	...	5	...	98	4	...	204	385	9		
53 Malawi Union Mission	138	...	12	...	74	...	9	...	161	...	65	...	13	...	10	...	5	...	35	...	58	15	2	597	232	130
54 Mozambique Union Mission	131	...	...	108	...	...	...	396	...	57	...	...	63	...	...	219	...	487	77	...	1,538	149	12			
55 North-Eastern Angola Union Mission	53	...	...	...	...	9	...	27	...	6	...	17	...	16	...	1	...	13	...	20	151	...	313	...	29	
56 Southern Africa Union Conference	39	...	1	...	...	24	...	27	...	20	...	...	...	5	...	29	...	...	...	14	159	...	20			
57 South-Western Angola Union Mission	180	...	24	...	153	...	7	...	225	...	153	...	16	...	59	...	1	...	154	...	425	66	8	1,471	479	67
58 Zambia Union Conference	140	...	4	...	...	...	...	128	...	23	...	...	...	...	...	44	...	...	...	...	339	...	131			
59 Zimbabwe Union Conference	157	...	3	...	50	...	1	...	251	...	59	...	...	85	...	3	...	117	...	240	9	6	981	1,097	60	
60 Attached Field	144	...	1	...	4	...	3	...	345	...	56	...	...	2	...	...	136	...	166	100	22	979	405	54		
DIVISION TOTALS	5	...	...	...	...	...	...	6	...	...	...	...	...	...	...	5	...	2	...	...	18	...	...			
DIVISION TOTALS	1,023	...	50	...	394	...	56	...	1,601	...	473	...	60	...	241	...	15	...	769	...	1,499	426	54	6,661	2,747	512

### SOUTHERN ASIA DIVISION

1 EAST-CENTRAL INDIA UNION SECTION	12	...	...	...	...	...	...	3	...	...	...	...	...	...	...	246	...	50	394	...	705	...	48
2 Adilabad Region	1	...	...	...	...	...	...	...	...	...	...	...	...	...	...	...	...	...	4	...	5	...	...
3 Guntur Region	7	...	...	...	...	...	...	...	...	...	...	...	...	...	...	6	...	8	22	...	43	2	...
4 Hyderabad Metro Section	9	...	...	...	...	...	...	...	...	...	...	...	...	...	...	3	...	...	2	...	14	1	...
5 North Andhra Section	22	...	...	...	...	...	...	...	...	...	...	...	...	...	...	12	...	10	12	...	56	14	...
6 North Orissa Region	9	...	...	...	...	...	...	...	...	...	...	...	...	...	...	6	...	1	...	...	16	...	...
7 North Rayalaseema Section	4	...	...	...	...	...	...	...	...	...	...	...	...	...	...	12	...	...	6	...	22	2	...
8 Northeast Andhra Section	4	...	...	...	...	...	...	1	...	...	...	...	...	...	...	6	...	2	5	...	18	5	...
9 North West Andhra Section	5	...	...	...	...	...	...	...	...	...	...	...	...	...	...	9	...	...	8	...	22	3	...
10 Orissa Section	9	...	...	...	...	...	...	...	...	1	...	...	...	...	...	4	...	...	...	...	14	10	...
11 South Andhra Section	26	...	...	...	...	...	...	...	...	...	...	...	...	...	...	30	...	17	15	...	88	25	...
12 South Rayalaseema Section	5	...	...	...	...	...	...	...	...	...	...	...	...	...	...	5	...	...	...	...	10	...	...
13 Southeast Andhra Section	18	...	...	...	...	...	...	...	...	...	...	...	...	...	...	6	...	3	7	...	34	8	...
14 Vishaka Metro Region	3	...	...	...	...	...	...	...	...	1	...	...	...	...	...	4	...	...	2	...	10	3	...
15 West Andhra Section	6	...	...	...	...	...	...	...	...	...	...	...	...	...	...	9	...	1	2	...	18	5	...
Totals	140	...	...	...	...	...	...	4	...	2	...	...	...	...	...	358	...	92	479	...	1,075	78	48
16 NORTHEAST INDIA UNION SECTION																							
17 Arunachal Pradesh Region	6	...	...	...	...	...	...	6	...	...	...	...	...	...	...	2	...	2	...	...	16	...	20
18 Assam Region	2	...	...	...	...	...	...	...	...	...	...	...	6	...	1	...	...	4	...	...	13	2	...
19 Garo Section	5	...	...	...	...	...	...	...	3	...	...	...	1	...	...	2	...	...	...	...	11	4	...
20 Khasi Jaintia Conference	7	...	...	2	...	...	...	2	...	3	...	...	7	...	...	2	...	39	...	...	62	8	...
21 Manipur Conference	4	...	1	...	27	...	...	9	...	13	...	...	16	...	...	23	...	33	...	...	126	11	...
Totals	11	...	4	...	4	...	...	1	...	3	...	4	...	3	...	...	40	...	...	...	70	8	...

Conference or Mission	Denominational Employees															Total Active Employees	Literature Evang- elists (Self- employed)	Honorary/ Emeritus Cred- entialed Employees												
	22a		22b		23a		23b		24		25a		25b		26a				26b		27			29			30	28	31	
	Ministerial Credential		Commissioned Minister Credential		Commissioned Ministry of Teaching Credential		Administrative Ministries Credential		Missionary Credential		Ministerial License		Commissioned Minister License		Commissioned Ministry of Teaching License				Administrative Ministries License		Missionary License			All Other Employees Including Part Time and Casual			C			

**SOUTHERN ASIA DIVISION (CONT'D)**

## NORTHEAST INDIA UNION SECTION (CONT'D)

22 Mizo Conference .....	25	...	...	...	13	...	...	...	7	...	33	...	...	60	...	...	35	...	...	173	5	...				
23 Nagaland Region .....	3	...	...	...	1	...	...	...	...	4	3	...	4	...	...	...	8	...	23	4	...					
Totals .....	63	...	5	...	47	...	...	...	25	...	59	...	7	...	97	...	1	...	64	...	126	...	...	494	42	20

24 NORTHERN INDIA UNION SECTION .....	7	...	31	...	132	...	...	...	2	...	17	...	...	109	...	...	31	...	60	5	...	394	...	40
25 Bihar Region .....	1	...	...	...	2	...	...	...	...	2	...	...	...	...	...	1	...	1	2	...	9	...	...	
26 Chhattisgarh Region .....	2	...	...	...	1	...	...	...	...	3	...	...	...	...	...	1	...	...	8	...	15	2	...	
27 Delhi Metro Region .....	4	...	...	...	1	...	...	...	...	2	...	...	...	...	...	...	...	...	7	...	14	12	...	
28 Eastern Jharkhand Section .....	2	...	3	...	7	...	...	...	...	4	...	...	7	...	...	2	...	3	19	...	47	15	...	
29 Eastern Uttar Pradesh Region .....	1	...	...	...	1	...	...	...	...	5	...	...	...	...	...	1	...	1	35	...	44	13	...	
30 Haryana Region .....	1	...	...	...	2	...	...	...	...	6	...	...	...	...	...	...	...	...	5	...	14	13	...	
31 Himachal Pradesh Region .....	3	...	...	...	...	...	...	...	...	...	...	...	...	...	...	1	...	...	3	...	7	...	...	
32 Madhya Bharat Section .....	12	...	3	...	1	...	...	...	4	...	3	...	...	2	...	2	...	1	23	...	51	8	...	
33 North Bengal Section .....	9	...	3	...	8	...	...	...	4	...	...	...	9	...	...	10	...	2	56	...	101	8	...	
34 North India Section .....	9	...	1	...	4	...	...	...	...	2	...	...	2	...	...	2	...	1	25	...	46	20	...	
35 South Bengal Section .....	3	...	1	...	3	...	...	...	2	...	6	...	...	...	...	2	...	1	29	...	47	...	...	
36 Upper Ganges Section .....	7	...	1	...	2	...	...	...	...	4	...	...	2	...	...	4	...	4	42	...	66	18	...	
37 Western Jharkhand Section .....	9	...	3	...	13	...	...	...	2	...	4	...	...	4	...	2	...	2	51	...	90	19	...	
38 Western Uttar Pradesh Region .....	3	...	...	...	3	...	...	...	...	1	...	...	...	...	...	1	...	...	18	...	26	17	...	
Totals .....	73	...	46	...	180	...	...	...	14	...	59	...	...	135	...	...	60	...	76	328	...	971	145	40

39 SOUTH-CENTRAL INDIA UNION SECTION .....	6	...	...	...	...	...	21	...	20	...	...	...	...	176	...	...	109	...	96	...	428	...	14
40 Bangalore Metro Conference .....	22	...	...	...	...	...	2	...	6	...	11	...	...	...	...	6	...	7	...	54	19	...	
41 Goa-West Karnataka Section .....	10	...	7	...	...	1	...	2	...	...	13	...	...	...	...	1	...	12	...	33	6	...	
42 Kolar-Chinthamani Region .....	2	...	...	...	...	...	...	...	...	...	...	...	...	...	...	1	...	12	...	28	10	...	
43 North Karnataka Section .....	7	...	...	3	...	1	...	1	...	...	...	...	...	...	6	...	10	...	28	10	...		
44 Raichur-Bellary Region .....	4	...	...	...	...	...	...	1	...	...	...	...	...	...	1	...	8	...	14	7	...		
45 South Karnataka Section .....	4	...	...	...	5	...	2	...	...	...	...	...	...	...	4	...	20	...	35	9	...		
Totals .....	55	...	7	...	3	...	30	...	32	...	24	...	...	176	...	...	128	...	165	...	620	61	14

46 SOUTHEAST INDIA UNION SECTION .....	7	...	...	...	...	...	...	53	...	3	...	...	...	...	...	...	673	...	332	239	47	1,354	...	47
47 Chennai Metro Section .....	22	...	...	...	...	...	...	3	...	6	...	...	...	...	...	6	...	7	1	...	45	3	...	
48 Coimbatore Tirupur Region .....	5	...	...	...	...	...	...	...	...	...	...	...	...	...	...	1	...	...	...	7	...	...		
49 Dharmapuri Region .....	8	...	...	...	...	...	...	...	...	...	...	...	...	...	...	1	...	1	2	...	12	...	...	
50 Erode Nilgiris Section .....	6	...	...	...	...	...	...	2	...	4	...	...	...	...	...	2	...	1	2	...	17	3	...	
51 Kancheepuram-Chengalpet Section .....	6	...	...	...	...	...	...	2	...	...	...	...	...	...	...	...	...	4	2	...	14	...	...	
52 North Tamil Conference .....	8	...	...	...	...	...	...	2	...	3	...	...	...	...	...	14	...	5	5	1	38	8	...	
53 Pudukottai-Thirumayam Region .....	1	...	...	...	...	...	...	...	...	...	...	...	...	...	...	3	...	1	1	...	6	...	...	
54 Sivagangai Ramanathapuram Section .....	3	...	...	...	...	...	...	2	...	3	...	...	...	...	...	2	...	2	2	1	15	...	...	
55 South Tamil Conference .....	35	...	...	...	...	...	...	3	...	4	...	...	...	...	...	3	...	5	...	50	5	...		
56 Thanjavur-Karaikal Section .....	6	...	...	...	...	...	...	2	...	4	...	...	...	...	...	4	...	...	...	17	3	...		
57 Theni-Periyakulam Region .....	2	...	...	...	...	...	...	...	...	...	...	...	...	...	...	1	...	...	1	...	4	...	...	
58 Vellore Region .....	8	...	...	...	...	...	...	...	...	...	...	...	...	...	...	3	...	...	...	12	...	...		
59 Villupuram-Thindivanam Region .....	1	...	...	...	...	...	...	...	...	...	...	...	...	...	...	2	...	2	...	7	2	...		
Totals .....	118	...	...	...	...	...	...	69	...	27	...	...	...	...	...	715	...	361	254	54	1,598	24	47	

60 SOUTHWEST INDIA UNION SECTION .....	9	...	...	5	...	...	...	8	...	6	...	...	198	...	...	123	...	137	...	486	...	14
61 Alappuzha-Pathanamthitta Section .....	6	...	...	...	...	...	...	...	...	...	...	...	2	...	...	2	...	7	...	17	28	...
62 Idukki Section .....	4	...	...	...	...	...	...	...	...	...	...	...	...	...	...	...	...	6	...	10	32	...
63 Malabar Region .....	2	...	...	...	...	...	...	...	...	...	...	...	...	...	...	...	...	1	...	3	22	...
64 North Kerala Section .....	14	...	...	...	...	...	...	...	...	...	...	...	2	...	...	1	...	13	...	30	19	...
65 South Kerala Section .....	16	...	...	...	...	...	...	1	...	1	...	...	1	...	...	1	...	21	...	41	14	...
Totals .....	51	...	...	5	...	...	...	9	...	7	...	...	203	...	...	127	...	185	...	587	115	14

Conference or Mission	Denominational Employees															Total Active Employees	Literature Evangelists (Self-employed)	Honorary/Emeritus/Credentialed Employees											
	22a		22b		23a		23b		24		25a		25b		26a				26b		27		29			30	28	31	
	Ministerial Credential	Commissioned Minister Credential	Commissioned Ministry of Teaching Credential	Administrative Ministries Credential	Missionary Credential	Ministerial License	Commissioned Minister License	Commissioned Ministry of Teaching License	Administrative Ministries License	Missionary License	All Other Employees Including Part Time and Casual			FT	PT				C										

**SOUTHERN ASIA DIVISION (CONT'D)**

66 WESTERN INDIA UNION SECTION	5	...	2	...	...	...	7	...	...	...	...	...	3	...	...	...	4	...	1	...	...	...	22	...	10
67 Central Maharashtra Conference	5	...	1	...	28	...	...	...	7	...	2	...	14	...	...	...	35	...	12	...	...	...	104	4	...
68 Gujarat Conference	6	...	2	...	23	...	1	...	5	...	1	...	41	...	...	...	35	...	16	...	...	...	130	22	...
69 Mumbai Metro Section	7	...	1	...	5	...	2	...	4	...	1	...	4	...	...	...	5	...	2	...	...	...	31	12	...
70 North Maharashtra Section	2	...	1	...	4	...	...	...	6	...	...	...	8	...	...	...	8	...	1	...	...	...	30	14	...
71 Saurashtra Region	2	...	...	...	...	...	...	...	...	...	1	...	...	...	...	...	...	...	...	...	...	...	3	8	...
72 South Gujarat Region	1	...	...	...	13	...	2	...	1	...	...	...	20	...	...	...	22	...	14	...	...	...	73	2	...
73 South Maharashtra Section	2	...	1	...	8	...	2	...	5	...	...	...	22	...	...	...	35	...	8	...	...	...	83	10	...
74 Vidharbha Region (Nagpur)	3	...	...	...	2	...	3	...	3	...	1	...	9	...	...	...	10	...	3	...	...	...	34	11	...
Totals	33	...	8	...	83	...	17	...	31	...	6	...	121	...	...	...	154	...	57	...	...	...	510	83	10
75 ATTACHED FIELDS																									
76 Andaman and Nicobar Island Region	1	...	...	...	...	...	1	...	...	...	...	...	...	...	...	...	...	...	...	...	...	...	2	...	...
77 East Himalayan Field	...	...	...	...	1	...	...	...	...	...	...	...	...	...	...	...	...	...	5	...	...	...	6	...	...
78 Nepal Section	...	...	...	...	4	...	3	...	6	...	...	...	...	...	...	...	...	...	...	...	...	...	13	...	...
Totals	1	...	...	...	5	...	4	...	6	...	...	...	...	...	...	...	...	...	5	...	...	...	21	...	...
79 SOUTHERN ASIA DIVISION	119	...	2	...	236	...	124	...	...	...	...	...	342	...	...	...	625	...	342	...	...	...	1,790	...	28
80 East-Central India Union Section	140	...	...	...	...	...	4	...	2	...	...	...	...	...	...	...	358	...	92	479	...	...	1,075	78	48
81 Northeast India Union Section	63	...	5	...	47	...	25	...	59	...	7	...	97	...	1	...	64	...	126	...	...	...	494	42	20
82 Northern India Union Section	73	...	46	...	180	...	14	...	59	...	...	...	135	...	...	...	60	...	76	328	...	...	971	145	40
83 South-Central India Union Section	55	...	7	...	3	...	30	...	32	...	24	...	176	...	...	...	128	...	165	...	...	...	620	61	14
84 Southeast India Union Section	118	...	...	...	...	...	69	...	27	...	...	...	...	...	...	...	715	...	361	254	54	...	1,598	24	47
85 Southwest India Union Section	51	...	...	...	5	...	9	...	7	...	...	...	203	...	...	...	127	...	185	...	...	...	587	115	14
86 Western India Union Section	33	...	8	...	83	...	17	...	31	...	6	...	121	...	...	...	154	...	57	...	...	...	510	83	10
87 Attached Fields	1	...	...	...	...	...	5	...	4	...	6	...	...	...	...	...	...	...	5	...	...	...	21	...	...
DIVISION TOTALS	653	...	68	...	554	...	35	...	298	...	13	...	1,074	...	1	...	2,231	...	1,409	1,061	54	...	7,666	548	221

**SOUTHERN ASIA-PACIFIC DIVISION**

1 BANGLADESH UNION MISSION	10	...	...	...	...	...	91	...	...	...	...	...	...	...	...	...	9	...	93	...	...	...	203	...	16
2 East Bangladesh Mission	5	...	...	...	...	...	23	...	...	...	...	...	...	...	...	...	3	...	62	...	...	...	93	5	...
3 North Bangladesh Mission	8	...	...	...	...	...	26	...	...	...	...	...	...	...	...	...	4	...	43	...	...	...	81	3	...
4 South Bangladesh Mission	7	...	...	...	...	...	64	...	...	...	...	...	...	...	...	...	8	...	94	...	...	...	173	4	...
5 West Bangladesh Mission	10	...	...	...	...	...	38	...	...	...	...	...	...	...	...	...	5	...	62	...	...	...	115	...	...
Totals	40	...	...	...	...	...	242	...	...	...	...	...	...	...	...	...	29	...	354	...	...	...	665	12	16
6 CENTRAL PHILIPPINE UNION CONF	15	...	...	...	...	...	295	...	8	...	...	...	...	...	...	...	295	...	46	49	190	...	898	...	44
7 Central Visayan Conference	31	...	...	...	...	...	62	...	5	...	...	...	...	...	...	...	19	...	28	...	...	...	145	176	...
8 East Visayan Conference	16	...	...	...	...	...	28	...	7	...	...	...	...	...	...	...	5	...	11	...	...	...	67	138	...
9 Negros Occidental Conference	24	...	...	...	...	...	52	...	7	...	...	...	...	...	...	...	8	...	14	1	1	...	107	125	...
10 Negros Oriental-Siquijor Mission	15	...	...	...	...	...	13	...	...	...	...	...	...	...	...	...	2	...	1	...	...	...	31	36	...
11 Romblon Adventist Mission	6	...	...	...	...	...	10	...	7	...	...	...	...	...	...	...	7	...	...	...	...	...	30	22	...
12 West Visayan Conference	28	...	...	...	...	...	67	...	7	...	...	...	...	...	...	...	3	...	...	...	1	...	106	192	...
Totals	135	...	...	...	...	...	527	...	41	...	...	...	...	...	...	...	339	...	100	50	192	...	1,384	689	44
13 EAST INDONESIA UNION CONFERENCE	25	...	...	...	...	...	122	...	1	...	...	...	...	...	...	...	105	...	...	20	13	...	286	...	7
14 Central Sulawesi Mission	16	...	...	...	...	...	20	...	7	...	...	...	...	...	...	...	10	...	...	...	...	...	53	11	...
15 Maluku Mission	26	...	...	...	...	...	9	...	...	...	...	...	...	...	...	...	13	...	...	...	...	...	48	23	...
16 Minahasa Conference	90	...	...	...	...	...	121	...	17	...	...	...	...	...	...	...	35	...	...	...	...	...	263	95	...
17 North Minahasa Conference	100	...	...	...	...	...	102	...	23	...	...	...	...	...	...	...	23	...	...	...	...	...	248	61	...
18 Northern Island Mission	10	...	...	...	...	...	31	...	8	...	...	...	...	...	...	...	8	...	...	...	...	...	57	20	...
19 Papua Mission	28	...	...	...	...	...	62	...	16	...	...	...	...	...	...	...	18	...	...	...	...	...	124	42	...

Conference or Mission 1	Denominational Employees																	28	31							
	22a		22b		23a		23b		24		25a		25b		26a		26b			27		29			30	
	Ministerial Credential		Commissioned Minister Credential		Commissioned Ministry of Teaching Credential		Administrative Ministries Credential		Missionary Credential		Ministerial License		Commissioned Minister License		Commissioned Ministry of Teaching License		Administrative Ministries License			Missionary License		All Other Employees Including Part Time and Casual				
FT	PT	FT	PT	FT	PT	FT	PT	FT	PT	FT	PT	FT	PT	FT	PT	FT	PT	FT	PT	C	Total Active Employees	Literature Evangelists (Self-employed)	Honorary/Emeritus Credentialed Employees			

**SOUTHERN ASIA-PACIFIC DIVISION (CONT'D)**

EAST INDONESIA UNION CONFERENCE (CONT'D)																											
20 South Sulawesi Conference	26	...	...	...	...	...	...	...	...	29	...	11	...	...	...	...	...	...	...	8	...	...	...	74	22	...	
21 West Papua Mission	11	...	...	...	...	...	...	...	...	40	...	6	...	...	...	...	...	...	...	15	...	...	...	72	25	...	
22 Bolaang Mongondow and Gorontalo Att'd Field	17	...	...	...	...	...	...	...	...	20	...	7	...	...	...	...	...	...	...	7	...	...	...	51	42	...	
Totals	349	...	...	...	...	...	...	...	...	556	...	96	...	...	...	...	...	...	...	242	...	...	20	13	1,276	341	7
MYANMAR UNION MISSION																											
23 MYANMAR UNION MISSION	17	...	...	...	...	...	...	...	...	20	...	1	...	...	...	...	...	...	...	31	...	19	1	41	130	...	76
Ayeyarwady Mission	9	...	...	...	...	...	...	...	...	4	...	17	...	...	...	...	...	...	...	8	...	1	53	75	167	18	...
25 Central Myanmar Mission	8	...	...	...	...	...	...	...	...	4	...	3	...	...	...	...	...	...	...	1	...	18	41	38	113	9	...
26 South East Mission	11	...	...	...	...	...	...	...	...	7	...	7	...	...	...	...	...	...	...	3	...	10	25	51	114	8	...
27 Upper Myanmar Mission	21	...	...	...	...	...	...	...	...	16	...	27	...	...	...	...	...	...	...	1	...	3	36	32	136	26	...
28 Yangon Attached District	7	...	...	...	...	...	...	...	...	1	...	8	...	...	...	...	...	...	...	2	...	7	29	17	71	7	...
Totals	73	...	...	...	...	...	...	...	...	52	...	63	...	...	...	...	...	...	...	46	...	58	185	254	731	68	76
NORTH PHILIPPINE UNION CONFERENCE																											
29 NORTH PHILIPPINE UNION CONFERENCE	40	...	...	...	...	...	...	...	1,114	...	6	...	...	...	...	...	...	...	...	298	...	148	...	...	1,606	...	43
30 Central Luzon Conference	98	...	...	...	...	...	...	...	199	...	39	...	...	...	...	...	...	...	...	31	...	7	...	1	375	657	...
31 Mountain Provinces Mission	14	...	...	...	...	...	...	...	36	...	11	...	...	...	...	...	...	...	...	14	...	...	...	7	82	147	...
32 Northern Luzon Mission	17	...	...	...	...	...	...	...	107	...	27	...	...	...	...	...	...	...	...	24	...	...	...	21	196	303	...
33 Palawan Adventist Mission	13	...	...	...	...	...	...	...	29	...	7	...	...	...	...	...	...	...	...	1	...	7	...	41	98	79	...
34 South-Central Luzon Conference	40	...	...	...	...	...	...	...	121	...	12	...	...	...	...	...	...	...	...	25	...	53	...	...	251	297	...
35 Southern Luzon Mission	18	...	...	...	...	...	...	...	7	...	2	...	...	...	...	...	...	...	...	37	...	4	...	...	68	162	...
Totals	240	...	...	...	...	...	...	...	1,613	...	104	...	...	...	...	...	...	...	...	430	...	219	...	70	2,676	1,645	43
PAKISTAN UNION SECTION																											
36 PAKISTAN UNION SECTION	4	...	...	...	...	...	...	...	35	...	2	...	...	...	...	...	...	...	...	14	...	362	...	178	595	10	...
37 Northern Section	19	...	...	...	...	...	...	...	9	...	4	...	...	...	...	...	...	...	...	...	...	4	...	...	36	...	...
38 Southern Section	7	...	...	...	...	...	...	...	3	...	5	...	...	...	...	...	...	...	...	...	...	1	...	...	16	...	...
Totals	30	...	...	...	...	...	...	...	47	...	11	...	...	...	...	...	...	...	...	14	...	367	...	178	647	10	...
SOUTH PHILIPPINE UNION CONFERENCE																											
39 SOUTH PHILIPPINE UNION CONFERENCE	39	...	...	...	...	...	...	...	488	...	22	...	...	...	...	...	...	...	...	187	...	196	24	25	981	...	35
40 Davao Mission	39	...	...	...	...	...	...	...	63	...	6	...	...	...	...	...	...	...	...	14	...	...	...	...	122	406	...
41 North Central Mindanao Conference	43	...	...	...	...	...	...	...	27	...	...	...	...	...	...	...	...	...	...	9	...	4	...	...	83	585	...
42 Northeastern Mindanao Mission	32	...	...	...	...	...	...	...	43	...	4	...	...	...	...	...	...	...	...	11	...	...	33	...	123	168	...
43 Southern Mindanao Mission	45	...	...	...	...	...	...	...	57	...	8	...	...	...	...	...	...	...	...	32	...	...	...	...	142	202	...
44 Western Mindanao Conference	33	...	...	...	...	...	...	...	61	...	9	...	...	...	...	...	...	...	...	24	...	...	...	...	127	211	...
45 Zamboanga Peninsula Mission	20	...	...	...	...	...	...	...	20	...	6	...	...	...	...	...	...	...	...	15	...	...	...	...	129	88	...
Totals	251	...	...	...	...	...	...	...	759	...	55	...	...	...	...	...	...	...	...	292	...	200	57	93	1,707	1,660	35
SOUTHEAST ASIA UNION MISSION																											
46 SOUTHEAST ASIA UNION MISSION	14	...	...	...	...	...	...	...	149	...	5	...	...	...	...	...	...	...	...	58	...	1,803	119	6	2,154	...	28
47 Cambodia Adventist Mission	10	...	...	...	...	...	...	...	25	...	6	...	...	...	...	...	...	...	...	25	...	24	...	...	90	21	...
48 Peninsular Malaysia Mission	13	...	...	...	...	...	...	...	4	...	21	...	...	...	...	...	...	...	...	6	...	11	1	...	56	27	...
49 Sabah Mission	27	...	...	...	...	...	...	...	83	...	49	...	...	...	...	...	...	...	...	39	...	27	2	...	227	84	...
50 Sarawak Mission	22	...	...	...	...	...	...	...	29	...	14	...	...	...	...	...	...	...	...	11	...	9	36	...	121	6	...
51 Singapore Conference	7	...	...	...	...	...	...	...	21	...	7	...	...	...	...	...	...	...	...	15	...	3	4	...	57	14	...
52 Thailand Mission	42	...	...	...	...	...	...	...	292	...	42	...	...	...	...	...	...	...	...	149	...	108	39	...	672	26	...
53 Vietnam Mission	15	...	...	...	...	...	...	...	3	...	82	...	...	...	...	...	...	...	...	1	...	80	...	...	181	64	...
54 Lao Attached Field	6	...	...	...	...	...	...	...	5	...	4	...	...	...	...	...	...	...	...	2	...	2	...	...	19	...	...
Totals	156	...	...	...	...	...	...	...	611	...	230	...	...	...	...	...	...	...	...	306	...	2,067	201	6	3,577	242	28
WEST INDONESIA UNION MISSION																											
55 WEST INDONESIA UNION MISSION	40	...	...	...	...	...	...	...	983	...	5	...	...	...	...	...	...	...	...	289	...	354	82	...	1,753	...	...
56 Central Java Mission	17	...	...	...	...	...	...	...	22	...	12	...	...	...	...	...	...	...	...	3	...	...	...	71	125	63	...
57 Central Sumatra Mission	27	...	...	...	...	...	...	...	60	...	18	...	...	...	...	...	...	...	...	139	...	2	84	...	330	10	...
58 East Java Conference	32	...	...	...	...	...	...	...	53	...	18	...	...	...	...	...	...	...	...	31	...	1	12	...	147	42	...

Conference or Mission	Denominational Employees															30	28	31								
	22a		22b		23a		23b		24		25a		25b		26a				26b		27		29			
	Ministerial Credential		Commissioned Minister Credential		Commissioned Ministry of Teaching Credential		Administrative Ministries Credential		Missionary Credential		Ministerial License		Commissioned Minister License		Commissioned Ministry of Teaching License					Administrative Ministries License		Missionary License		All Other Employees Including Part Time and Casual		

**SOUTHERN ASIA-PACIFIC DIVISION (CONT'D)**

WEST INDONESIA UNION MISSION (CONT'D)																											
59	East Kalimantan Mission	29	...	...	...	...	...	...	48	...	13	...	...	...	...	...	...	...	...	16	...	56	...	...	162	55	...
60	Jakarta Conference	127	...	...	...	...	...	...	147	...	56	...	...	...	...	...	...	...	...	43	...	181	...	...	554	147	...
61	North Sumatra Mission	36	...	...	...	...	...	...	117	...	24	...	...	...	...	...	...	...	...	21	...	365	...	...	563	45	...
62	Nusa Tenggara Mission	28	...	...	...	...	...	...	30	...	8	...	...	...	...	...	...	...	...	3	...	60	...	...	129	44	...
63	South Sumatra Mission	12	...	...	...	...	...	...	18	...	29	...	...	...	...	...	...	...	...	6	...	2	...	...	67	45	...
64	West Java Conference	38	...	...	...	...	...	...	46	...	20	...	...	...	...	...	...	...	...	12	...	1	...	...	117	58	...
65	West Kalimantan Attached District	12	...	...	...	...	...	...	12	...	10	...	...	...	...	...	...	...	...	4	...	12	1	...	51	18	...
Totals		398	...	...	...	...	...	...	1,536	...	213	...	...	...	...	...	...	...	...	567	...	1,034	179	71	3,998	527	...
ATTACHED FIELDS																											
66	Sri Lanka Mission of SDA	7	...	...	...	...	...	...	37	...	10	...	...	...	...	...	...	...	...	50	...	38	...	...	142	5	...
68	Timor-Leste Mission	3	...	...	...	...	...	...	2	...	1	...	...	...	...	...	...	...	...	...	...	10	...	...	16	...	...
Totals		10	...	...	...	...	...	...	39	...	11	...	...	...	...	...	...	...	...	50	...	48	...	...	158	5	...
69	SOUTHERN ASIA-PACIFIC DIVISION	32	...	2	...	...	...	...	101	...	1	...	...	...	...	...	...	...	...	21	...	...	...	...	157	...	5
70	Bangladesh Union Mission	40	...	...	...	...	...	...	242	...	...	...	...	...	...	...	...	...	...	29	...	354	...	...	665	12	16
71	Central Philippine Union Conference	135	...	...	...	...	...	...	527	...	41	...	...	...	...	...	...	...	...	339	...	100	50	192	1,384	689	44
72	East Indonesia Union Conference	349	...	...	...	...	...	...	556	...	96	...	...	...	...	...	...	...	...	242	...	...	20	13	1,276	341	7
73	Myanmar Union Mission	73	...	...	...	...	...	...	52	...	63	...	...	...	...	...	...	...	...	46	...	58	185	254	731	68	76
74	North Philippine Union Conference	240	...	...	...	...	...	...	1,613	...	104	...	...	...	...	...	...	...	...	430	...	219	...	70	2,676	1,645	43
75	Pakistan Union Section	30	...	...	...	...	...	...	47	...	11	...	...	...	...	...	...	...	...	14	...	367	...	178	647	10	...
76	South Philippine Union Conference	251	...	...	...	...	...	...	759	...	55	...	...	...	...	...	...	...	...	292	...	200	57	93	1,707	1,660	35
77	Southeast Asia Union Mission	156	...	...	...	...	...	...	611	...	230	...	...	...	...	...	...	...	...	306	...	2,067	201	6	3,577	242	28
78	West Indonesia Union Mission	398	...	...	...	...	...	...	1,536	...	213	...	...	...	...	...	...	...	...	567	...	1,034	179	71	3,998	527	...
79	Attached Fields	10	...	...	...	...	...	...	39	...	11	...	...	...	...	...	...	...	...	50	...	48	...	...	158	5	...
DIVISION TOTALS		1,714	...	2	...	...	...	...	6,083	...	825	...	...	...	...	...	...	...	...	2,336	...	4,447	692	877	16,976	5,199	254

**TRANS-EUROPEAN DIVISION**

1	ADRIATIC UNION CONFERENCE	25	...	9	...	2	...	...	4	...	...	...	...	...	...	...	...	...	...	7	...	...	...	...	...	47	...	28
2	Albanian Mission of SDA	4	...	1	...	...	...	...	1	...	...	...	...	...	...	...	...	...	...	4	...	...	...	...	...	10	...	...
3	Croatian Conference	...	...	...	...	...	...	...	...	...	...	...	...	...	...	...	...	...	...	...	...	...	...	...	...	...	...	...
4	Slovenian Conference	3	...	2	...	...	...	...	...	...	...	...	...	...	...	...	...	...	...	4	...	...	...	...	...	9	...	...
Totals		32	...	12	...	2	...	...	5	...	...	...	...	...	...	...	...	...	...	15	...	...	...	...	...	66	...	28
5	BALTIC UNION CONFERENCE	3	1	2	...	...	...	...	1	...	...	...	...	...	...	...	...	...	...	...	...	...	...	...	...	7	...	19
6	Estonian Conference	5	2	...	...	...	...	...	2	...	5	1	2	...	...	...	...	...	...	2	...	...	1	1	...	21	...	...
7	Latvian Conference	16	1	...	...	...	...	...	...	...	12	...	5	...	...	...	...	...	...	...	...	...	...	...	...	43	3	...
8	Lithuanian Conference	10	...	...	...	...	...	...	1	...	3	...	...	...	...	...	...	...	...	...	...	...	...	...	...	19	...	...
Totals		34	4	2	...	...	...	...	4	...	20	1	7	...	...	...	...	...	...	1	1	...	...	...	3	90	3	19
9	BRITISH UNION CONFERENCE	11	...	...	9	...	1	...	33	7	...	...	...	4	3	...	...	...	...	19	9	18	6	...	120	203	198	
10	Irish Mission	7	...	1	...	...	...	...	...	1	...	...	...	...	...	...	...	...	...	1	...	...	...	1	...	11	...	...
11	North England Conference	37	...	...	1	6	...	1	15	1	14	...	...	2	...	...	...	...	...	14	3	8	...	...	102	...	...	
12	Scottish Mission	3	...	...	...	...	...	...	...	1	...	...	1	...	...	...	...	...	...	...	2	2	...	...	...	9	...	...
13	South England Conference	86	2	5	1	7	...	1	8	...	11	...	2	...	8	1	...	...	...	26	...	1	...	...	159	...	...	
14	Welsh Mission	6	...	...	...	...	...	...	...	...	...	...	...	...	...	...	...	...	...	...	...	...	...	...	6	...	...	
Totals		150	2	6	2	22	...	3	56	9	26	...	2	1	14	4	...	...	...	62	14	27	7	...	407	203	198	
15	DANISH UNION OF CHURCHES CONF	14	...	...	1	...	...	...	5	1	6	3	...	...	...	...	...	...	...	...	...	...	...	...	...	39	...	...

Conference or Mission	Denominational Employees																							Total Active Employees	Literature Evangelists (Self-employed)	Honorary/Emeritus Credentialed Employees			
	22a		22b		23a		23b		24		25a		25b		26a		26b		27		29						30	28	31
	Ministerial Credential	Commissioned Minister Credential	Commissioned Ministry of Teaching Credential	Administrative Ministries Credential	Missionary Credential	Ministerial License	Commissioned Minister License	Commissioned Ministry of Teaching License	Administrative Ministries License	Missionary License	All Other Employees Including Part Time and Casual	Total Active Employees	Literature Evangelists (Self-employed)	Honorary/Emeritus Credentialed Employees															
FT	PT	FT	PT	FT	PT	FT	PT	FT	PT	FT	PT	FT	PT	FT	PT	FT	PT	FT	PT	C	FT	PT	C	FT	PT	C			
<b>TRANS-EUROPEAN DIVISION (CONT'D)</b>																													
16 FINLAND UNION OF CHURCHES CONF ...	14	1	4	1	8	2	3	1	30	3	2	...	2	...	...	...	1	...	12	4	40	18	10	156	...	96			
17 HUNGARIAN UNION CONFERENCE .....	5	...	1	...	1	...	5	...	8	...	...	...	...	...	1	...	1	...	5	...	71	69	5	172	...	24			
18 Duna Conference .....	18	...	4	...	...	...	...	...	2	...	1	...	1	...	...	...	...	...	2	...	...	...	...	28	...	...			
19 Tisza Conference .....	11	...	...	...	...	...	...	...	2	...	11	5	...	...	...	...	...	...	3	...	...	...	...	21	...	...			
Totals .....	34	...	5	...	1	...	5	...	12	...	6	...	1	...	1	...	1	...	10	...	71	69	5	221	...	24			
20 NETHERLANDS UNION CONFERENCE .....	22	...	2	...	...	...	2	...	...	1	2	1	1	2	...	...	...	1	1	4	...	2	...	41	...	26			
21 NORWEGIAN UNION CONFERENCE .....	7	...	3	...	...	...	8	...	13	5	...	...	...	...	...	...	1	1	5	3	...	...	...	46	...	12			
22 East Norway Conference .....	10	...	2	1	...	...	...	...	2	4	...	...	...	...	...	...	...	...	1	...	...	...	...	20	1	...			
23 North Norway Conference .....	3	...	...	...	...	...	...	...	1	1	...	...	...	...	...	...	...	...	...	...	...	...	...	5	...	...			
24 West Norway Conference .....	3	...	1	1	...	...	...	...	...	...	2	2	...	...	...	...	...	...	...	1	...	...	...	10	1	...			
Totals .....	23	...	6	2	...	...	8	...	13	8	5	2	2	...	...	...	1	1	5	5	...	...	...	81	2	12			
25 POLISH UNION CONFERENCE .....	5	...	...	...	...	...	...	...	1	...	...	...	1	...	...	...	1	...	...	...	89	12	8	117	...	6			
26 East Polish Conference .....	11	...	...	...	...	...	...	...	...	1	...	3	...	...	...	...	...	...	2	...	3	...	...	20	11	...			
27 South Polish Conference .....	12	...	...	...	...	...	...	...	2	...	...	3	...	...	...	...	...	...	9	...	4	...	...	30	12	...			
28 West Polish Conference .....	11	...	...	...	...	...	...	...	3	...	1	...	3	...	...	...	...	...	...	...	2	...	...	20	12	...			
Totals .....	39	...	...	...	...	...	...	...	6	...	2	...	10	...	...	...	1	...	11	...	98	12	8	187	35	6			
29 SOUTH-EAST EUROPEAN UNION CONF ...	11	...	...	...	...	...	1	...	...	...	...	...	...	...	...	...	1	...	...	...	36	19	...	68	...	61			
30 Macedonian Mission .....	5	...	...	...	...	...	...	...	...	2	...	...	...	...	...	...	...	...	...	...	1	...	...	8	...	...			
31 North Conference .....	18	...	...	...	...	...	...	...	...	4	...	...	...	...	...	...	...	...	...	...	2	...	...	24	...	...			
32 South Conference .....	22	...	...	...	...	...	...	...	...	3	...	...	...	...	...	...	...	...	...	...	4	...	...	29	6	...			
33 West Conference .....	6	...	...	...	...	...	...	...	...	...	...	...	...	...	...	...	...	...	...	...	2	...	...	8	2	...			
Totals .....	62	...	...	...	...	...	1	...	...	9	...	...	...	...	...	...	1	...	...	...	45	19	...	137	8	61			
34 SWEDISH UNION OF CHURCHES CONF ...	12	2	7	...	11	3	3	...	13	3	5	1	...	4	...	...	...	...	8	5	...	...	...	77	...	18			
<b>35 ATTACHED FIELDS</b>																													
36 Cyprus Section .....	2	...	...	...	...	...	...	...	1	...	...	...	...	...	...	...	...	...	...	...	...	...	...	3	...	...			
37 Greek Mission .....	3	...	...	...	...	...	...	...	...	...	...	...	...	...	...	...	...	...	...	...	3	...	...	6	...	...			
38 Iceland Conference .....	2	...	1	...	1	...	...	...	...	2	...	1	...	...	...	...	...	...	1	...	1	...	...	9	...	3			
Totals .....	7	...	1	...	1	...	...	...	1	2	...	1	...	...	...	...	...	...	1	...	4	...	...	18	...	3			
39 TRANS-EUROPEAN DIVISION .....	14	...	1	...	12	2	...	...	23	8	1	...	...	...	1	...	...	...	8	...	...	...	...	70	...	...			
40 Adriatic Union Conference .....	32	...	12	...	2	...	...	...	5	...	...	...	...	...	...	...	...	15	...	...	...	...	...	66	...	28			
41 Baltic Union Conference .....	34	4	2	...	...	...	...	...	4	...	20	1	7	...	...	...	1	1	11	...	1	1	3	90	3	19			
42 British Union Conference .....	150	2	6	2	22	...	3	...	56	9	26	...	2	1	14	4	...	...	62	14	27	7	...	407	203	198			
43 Danish Union of Churches Conference .....	14	...	...	1	...	...	...	...	5	1	6	3	...	...	...	...	2	...	5	2	...	...	...	39	...	...			
44 Finland Union of Churches Conference .....	14	1	4	1	8	2	3	1	30	3	2	...	2	...	...	...	1	...	12	4	40	18	10	156	...	96			
45 Hungarian Union Conference .....	34	...	5	...	1	...	5	...	12	...	6	...	1	...	1	...	1	...	10	...	71	69	5	221	...	24			
46 Netherlands Union Conference .....	22	...	2	...	...	...	2	...	...	1	2	1	1	2	...	...	...	1	1	4	...	2	...	41	...	26			
47 Norwegian Union Conference .....	23	...	6	2	...	...	8	...	13	8	5	2	2	...	...	...	1	1	5	5	...	...	...	81	2	12			
48 Polish Union Conference .....	39	...	...	...	...	...	...	...	6	...	2	...	10	...	...	...	1	...	11	...	98	12	8	187	35	6			
49 South-East European Union Conference .....	62	...	...	...	...	...	1	...	...	9	...	...	...	...	...	...	1	...	...	...	45	19	...	137	8	61			
50 Swedish Union of Churches Conference .....	12	2	7	...	11	3	3	...	13	3	5	1	...	4	...	...	...	...	8	5	...	...	...	77	...	18			
51 Attached Fields .....	7	...	1	...	1	...	...	...	1	2	...	1	...	...	...	...	...	...	1	...	4	...	...	18	...	3			
DIVISION TOTALS .....	457	9	46	6	57	7	25	1	167	34	86	8	26	7	16	4	23	3	134	34	286	128	26	1,590	251	491			

Conference or Mission	Denominational Employees														Total Active Employees	Literature Evange- lists (Self-employed)	Honorary/ Emeritus Cred- entialed Employees												
	22a		22b		23a		23b		24		25a		25b					26a		26b		27		29			30	28	31
	Ministerial Credential	Commissioned Minister Credential	Commissioned Ministry of Teaching Credential		Administrative Ministries Credential		Missionary Credential		Ministerial License	Commissioned Minister License	Commissioned Ministry of Teaching License		Administrative Ministries License					Missionary License		All Other Employees Including Part Time and Casual			FT	PT	C				

**WEST-CENTRAL AFRICA DIVISION**

1 CAMEROON UNION MISSION.....	11	...	...	...	...	...	...	95	...	...	...	...	...	...	...	...	...	...	31	...	5	...	...	142	...	32
2 Central-South Cameroon Conference.....	40	...	...	...	16	...	...	40	...	46	...	...	...	8	...	...	...	...	11	...	253	...	...	414	52	...
3 East Cameroon Mission.....	11	...	...	...	...	...	2	...	23	11	...	...	...	...	...	...	...	7	...	113	...	...	167	5	...	
4 North Cameroon Conference.....	13	...	...	...	...	...	3	...	17	18	...	...	...	...	...	...	...	14	...	80	...	...	145	14	...	
5 West Cameroon Mission.....	18	...	...	...	...	...	...	10	...	11	...	...	...	...	...	...	...	1	...	57	...	...	97	66	...	
Totals.....	93	...	...	...	16	...	5	...	185	...	86	...	...	8	...	...	...	64	...	508	...	...	965	137	32	
6 CENTRAL AFRICAN UNION MISSION.....	3	...	...	...	...	...	...	1	...	...	...	...	...	...	...	...	...	...	...	...	...	2	6	...	5	
7 Central African Republic Mission.....	4	...	...	...	...	...	2	...	1	5	...	4	...	...	...	...	...	1	...	2	...	...	19	6	...	
8 Chad Mission.....	5	6	...	...	...	1	...	2	...	2	...	...	...	...	...	...	...	...	...	32	71	...	119	...	...	
9 Equatorial Guinea Mission.....	3	1	...	7	...	6	...	2	...	1	...	1	...	4	...	6	...	3	...	96	70	...	200	...	...	
10 Gabon Mission.....	3	...	...	...	...	...	...	3	...	1	...	...	...	6	...	...	...	3	...	17	...	28	61	...	...	
11 Republic of Congo Attached Mission Station.....	3	1	...	...	...	...	...	1	...	1	...	...	...	...	...	...	...	...	...	...	1	...	7	...	...	
Totals.....	21	8	...	7	...	9	...	10	...	10	...	5	...	10	...	6	...	7	...	147	142	30	412	6	5	
12 EASTERN NIGERIA UNION CONFERENCE.....	10	...	...	...	...	26	...	28	...	...	...	...	...	...	2	...	...	91	...	22	...	28	207	...	...	
13 Aba East Conference.....	24	...	...	...	...	1	...	11	...	8	...	...	...	...	...	...	1	...	8	...	3	...	56	21	...	
14 Aba North Conference.....	19	...	...	...	...	1	...	1	...	3	...	...	...	...	...	...	...	1	...	6	...	2	33	...	...	
15 Aba South Conference.....	14	...	...	...	...	...	...	4	...	15	...	...	...	...	1	...	...	...	6	...	2	...	42	25	...	
16 Abia North-Central Conference.....	9	...	...	...	...	1	...	3	...	10	...	...	...	...	...	...	...	4	...	8	...	2	37	3	...	
17 Anambra-Imo Conference.....	7	...	...	...	...	1	...	4	...	8	...	...	...	...	...	...	...	...	9	...	1	...	30	25	...	
18 Enugu-Ebonyi Conference.....	9	...	...	...	...	1	...	...	...	8	...	...	...	...	1	...	...	5	...	9	...	...	33	14	...	
19 Rivers Conference.....	26	...	...	...	...	1	...	8	...	12	...	...	...	...	1	...	...	14	...	22	...	13	97	82	...	
20 Rivers West-Bayelsa Conference.....	13	...	...	...	...	1	...	6	...	16	...	...	...	...	...	...	...	5	...	16	...	1	58	21	...	
21 South East Conference.....	7	...	...	...	...	1	...	3	...	13	...	...	...	...	...	...	...	4	...	14	...	1	43	46	...	
Totals.....	138	...	...	...	...	34	...	68	...	93	...	...	...	...	5	...	125	...	120	...	53	636	237	...		
22 EASTERN SAHEL UNION MISSION.....	3	...	...	...	...	2	...	5	...	...	...	...	...	...	...	...	...	1	...	2	1	...	14	...	1	
23 Benin Mission.....	7	...	...	...	...	1	...	3	...	1	...	5	...	...	...	...	...	2	...	30	...	...	49	37	...	
24 Burkina Faso Mission.....	3	...	...	...	...	1	...	2	...	3	...	1	...	...	...	...	...	1	...	71	15	...	97	15	...	
25 Cote d'Ivoire Conference.....	8	2	...	...	...	...	...	22	...	5	4	...	...	...	...	...	...	4	...	119	26	27	217	9	...	
26 Niger Mission Station.....	...	...	...	...	...	1	...	1	...	1	...	1	...	...	...	...	...	...	13	4	...	...	21	7	...	
27 Togo Mission.....	11	...	...	...	...	4	...	8	...	3	...	1	...	...	...	...	...	1	...	50	1	...	79	54	...	
Totals.....	32	2	...	...	...	9	...	41	...	13	...	12	...	...	...	...	...	9	...	285	47	27	477	122	1	
28 NORTHERN GHANA UNION MISSION.....	7	...	...	...	...	1	...	3	...	1	...	...	...	...	...	...	...	2	...	2	...	...	16	...	45	
29 Central Ghana Conference.....	57	...	...	...	...	...	...	26	...	16	...	...	...	...	...	...	...	9	...	...	3	...	111	20	...	
30 Mid-West Ghana Conference.....	55	...	...	...	...	...	...	16	...	27	...	...	...	...	...	...	...	2	...	...	4	...	104	60	...	
31 North Ghana Mission.....	35	...	...	...	...	1	...	10	...	17	...	...	...	...	...	...	...	6	...	...	...	...	69	24	...	
32 South Central Ghana Conference.....	7	...	...	...	...	1	...	5	...	10	...	...	...	...	...	...	...	...	...	...	2	1	26	26	...	
Totals.....	161	...	...	...	...	3	...	60	...	71	...	...	...	...	...	...	...	19	...	2	9	1	326	130	45	
33 NORTHERN NIGERIA UNION CONF.....	6	...	...	...	...	1	...	5	...	...	...	...	...	...	...	...	...	1	...	...	...	1	14	...	27	
34 North Central Nigeria Conference.....	13	...	...	...	...	1	...	3	...	7	...	...	...	...	...	...	...	3	...	...	19	...	46	19	...	
35 North East Nigeria Conference.....	12	...	...	...	...	1	...	99	...	16	...	...	...	...	...	...	...	7	...	6	17	27	185	9	...	
36 North West Nigeria Conference.....	17	...	...	...	...	1	...	4	...	23	...	...	...	...	...	...	...	3	...	16	13	...	77	10	...	
Totals.....	48	...	...	...	...	4	...	111	...	46	...	...	...	...	...	...	...	14	...	22	49	28	322	38	27	
37 SOUTHERN GHANA UNION CONFERENCE.....	6	...	...	...	...	6	...	8	...	1	...	...	...	...	...	...	...	...	...	9	2	...	32	...	11	
38 East Ghana Conference.....	21	...	...	...	...	...	...	11	...	16	...	...	...	...	...	...	...	2	...	...	4	...	54	48	...	
39 South Ghana Conference.....	58	...	...	...	...	...	...	41	...	51	...	...	...	...	...	...	...	9	...	29	1	...	189	116	...	
40 South West Ghana Conference.....	22	...	...	...	...	...	...	9	...	22	...	...	...	...	...	...	...	7	...	...	...	...	60	31	...	
Totals.....	107	...	...	...	...	6	...	69	...	90	...	...	...	...	...	...	...	18	...	38	7	...	335	195	11	

Conference or Mission	Denominational Employees															Total Active Employees	Literature Evangelists (Self-employed)	Honorary/Emeritus Credentialed Employees												
	22a		22b		23a		23b		24		25a		25b		26a				26b		27			29			30	28	31	
	Ministerial Credential	Commissioned Minister Credential	Commissioned Ministry of Teaching Credential	Administrative Ministries Credential	Missionary Credential	Ministerial License	Commissioned Minister License	Commissioned Ministry of Teaching License	Administrative Ministries License	Missionary License	All Other Employees Including Part Time and Casual	FT	PT	C																

**WEST-CENTRAL AFRICA DIVISION (CONT'D)**

41 WEST AFRICAN UNION MISSION .....	9	...	...	...	...	2	...	11	...	...	...	...	...	...	...	...	4	...	2	2	1	31	...	...	
42 Central Liberia Mission .....	4	...	...	...	...	1	...	6	...	3	...	...	...	...	...	6	...	122	...	104	18	14	278	...	...
43 Guinea Mission Station .....	1	...	...	...	...	1	...	...	...	2	...	...	...	...	...	...	...	...	...	...	2	6	...	...	
44 Sierra Leone Mission .....	6	...	...	...	...	1	...	1	...	10	...	...	...	...	...	...	...	...	...	...	...	18	...	...	
45 South-East Liberia Mission .....	3	...	...	...	...	1	...	1	...	6	...	...	...	...	...	3	...	97	...	84	13	8	216	...	...
46 South-West Liberia Conference .....	5	...	...	...	...	1	...	8	...	4	...	...	...	...	...	3	...	60	...	55	5	10	151	...	...
Totals .....	28	...	...	...	...	7	...	27	...	25	...	...	...	...	12	...	283	...	245	38	35	700	...	...	
47 WESTERN NIGERIA UNION CONFERENCE	10	...	...	...	...	...	...	22	...	7	...	...	...	...	...	...	3	...	...	...	...	42	...	...	
48 Delta Conference .....	9	...	...	...	...	...	...	...	...	10	...	...	...	...	...	...	4	...	11	...	1	35	17	...	
49 Edo Conference .....	5	...	...	...	...	3	...	11	...	...	...	...	...	...	...	2	...	47	...	2	70	31	...	...	
50 Ekiti Conference .....	11	...	...	...	...	3	...	6	...	...	...	...	...	...	3	...	...	...	10	...	...	33	1	...	
51 Kogi Region .....	2	...	...	...	...	1	...	...	...	3	...	...	...	...	...	...	...	...	...	...	12	18	18	...	
52 Kwara Conference .....	11	...	...	...	...	3	...	...	...	...	...	...	...	...	...	...	...	...	...	...	...	14	...	...	
53 Lagos Atlantic Conference .....	14	...	...	...	...	1	...	3	...	...	...	...	...	...	...	2	...	5	...	5	30	...	...		
54 Lagos Mainland Conference .....	12	...	...	...	...	2	...	9	...	...	...	...	...	...	...	2	...	...	...	...	25	22	...	...	
55 Ogun Conference .....	8	...	...	...	...	4	...	10	...	...	...	...	...	...	...	1	...	6	...	...	29	...	...		
56 Ondo Mission .....	7	...	...	...	...	1	...	3	...	...	...	...	...	...	...	2	...	14	...	...	27	11	...	...	
57 Osun Conference .....	17	...	...	77	...	3	...	2	...	45	...	...	...	...	...	2	...	17	132	28	323	4	...	...	
58 Oyo Conference .....	10	...	...	...	...	10	...	1	...	...	...	...	...	...	...	11	...	...	...	...	32	15	...	...	
Totals .....	116	...	...	77	...	1	...	52	...	65	...	...	...	45	...	3	...	29	...	110	132	48	678	119	...
59 WESTERN SAHEL UNION MISSION .....	2	...	...	...	...	3	...	3	...	...	...	...	...	...	...	...	...	2	...	...	10	...	...	3	
60 Cape Verde Conference .....	5	...	...	...	...	2	...	1	...	5	...	...	...	...	...	...	...	4	1	...	18	6	...	...	
61 Gambia Mission Station .....	1	1	...	...	...	1	...	1	...	2	...	...	...	...	...	...	...	60	6	...	72	6	...	...	
62 Guinea-Bissau Mission .....	1	...	...	...	...	1	...	1	...	2	...	...	...	...	...	...	...	30	86	...	121	12	...	...	
63 Mali Mission .....	...	...	...	...	...	1	...	1	...	2	...	...	...	...	...	...	...	7	11	...	22	...	...	...	
64 Senegal/Mauritania Mission .....	2	...	...	...	...	1	...	2	...	...	...	...	...	...	...	...	...	19	...	1	25	...	...	...	
Totals .....	11	1	...	...	...	9	...	9	...	11	...	...	...	...	...	...	...	122	104	1	268	24	...	3	
65 WEST-CENTRAL AFRICA DIVISION .....	49	7	...	20	...	9	...	436	...	...	...	...	...	...	...	...	5	...	...	...	526	...	...	...	
66 Cameroon Union Mission .....	93	...	...	16	...	5	...	185	...	86	...	...	...	8	...	...	64	...	508	...	965	137	32	...	
67 Central African Union Mission .....	21	8	...	7	...	9	...	10	...	10	...	5	...	10	6	...	7	...	147	142	30	412	6	5	
68 Eastern Nigeria Union Conference .....	138	...	...	...	34	...	68	...	93	...	...	...	...	5	...	125	...	120	...	53	636	237	...	...	
69 Eastern Sahel Union Mission .....	32	2	...	...	9	...	41	...	13	...	12	...	...	...	...	9	...	285	47	27	477	122	1	...	
70 Northern Ghana Union Mission .....	161	...	...	...	3	...	60	...	71	...	...	...	...	...	...	19	...	2	9	1	326	130	45	...	
71 Northern Nigeria Union Conference .....	48	...	...	...	4	...	111	...	46	...	...	...	...	...	...	14	...	22	49	28	322	38	27	...	
72 Southern Ghana Union Conference .....	107	...	...	...	6	...	69	...	90	...	...	...	...	...	...	18	...	38	7	...	335	195	11	...	
73 West African Union Mission .....	28	...	...	...	7	...	27	...	25	...	...	...	...	...	12	...	283	...	245	38	35	700	...	...	
74 Western Nigeria Union Conference .....	116	...	...	77	...	1	...	52	...	65	...	...	...	45	3	...	29	...	110	132	48	678	119	...	
75 Western Sahel Union Mission .....	11	1	...	...	9	...	9	...	11	...	...	...	...	...	...	...	...	122	104	1	268	24	3	...	
DIVISION TOTALS .....	804	18	...	120	...	96	...	1,068	...	510	...	17	...	63	26	...	573	...	1,599	528	223	5,645	1,008	124	

**ATTACHED TO THE GENERAL CONFERENCE**

1 MIDDLE EAST & NORTH AFRICA UN MISS ..	7	...	...	4	...	4	...	14	...	...	...	4	...	2	...	...	1	...	50	33	32	151	...	7
2 East Mediterranean Field .....	3	1	...	12	...	...	...	1	...	...	...	2	...	...	...	...	...	115	34	...	168	...	...	
3 Egypt-Sudan Field .....	7	...	7	...	...	...	...	11	...	1	...	1	...	1	...	2	...	3	...	14	5	...	52	...
4 Gulf Field .....	5	...	...	...	1	...	...	1	...	1	...	...	...	...	...	...	...	...	3	...	3	1	15	...
5 Iran Section .....	1	...	...	...	...	...	...	1	...	...	...	...	...	...	...	...	...	...	...	...	...	2	...	...
6 Maghreb Section .....	...	...	...	...	...	...	1	...	...	...	...	...	...	...	...	...	...	...	...	...	...	1	...	...
7 Turkey-North Cyprus Field .....	3	...	...	...	1	...	...	2	...	...	...	...	...	...	...	...	...	1	7	1	15	...	...	...
Totals .....	26	1	...	23	...	6	...	28	...	4	...	8	...	3	2	...	7	...	180	82	34	404	...	7



Conference or Mission	Denominational Employees																									
	22a		22b		23a		23b		24		25a		25b		26a		26b		27		29			30	28	31
	Ministerial Credential		Commissioned Minister Credential		Commissioned Ministry of Teaching Credential		Administrative Ministries Credential		Missionary Credential		Ministerial License		Commissioned Minister License		Commissioned Ministry of Teaching License		Administrative Ministries License		Missionary License		All Other Employees Including Part Time and Casual			Total Active Employees	Literature Evange- lists (Self- employed)	Honorary/ Emeritus Cred- entialed Employees
FT	PT	FT	PT	FT	PT	FT	PT	FT	PT	FT	PT	FT	PT	FT	PT	FT	PT	FT	PT	C						

**ATTACHED TO THE GENERAL CONFERENCE (CONT'D)**

1 ISRAEL FIELD.....	4	...	...	...	...	...	...	2	...	2	...	...	...	...	...	1	...	...	...	...	9	...	...
---------------------	---	-----	-----	-----	-----	-----	-----	---	-----	---	-----	-----	-----	-----	-----	---	-----	-----	-----	-----	---	-----	-----

**WORLD SUMMARY**

1 General Conference .....	202	4	19	...	353	...	217	...	1,331	19	165	...	...	47	...	18	...	329	1	9,576	1,091	2,213	15,585	24	83	
2 East-Central Africa Division.....	1,612	...	399	...	1,116	...	135	...	1,461	...	849	...	170	...	856	...	191	...	695	...	967	551	430	9,432	5,222	875
3 Euro-Asia Division .....	651	...	1	...	30	...	94	...	190	...	509	...	1	...	57	...	44	...	107	...	360	269	23	2,336	1,314	217
4 Inter-American Division .....	2,138	...	89	...	1,373	...	154	...	3,407	...	1,336	...	63	...	430	...	16	...	2,002	...	8,620	1,225	26	20,879	1,839	953
5 Inter-European Division .....	1,034	...	68	...	96	...	36	...	606	...	238	...	54	...	35	...	2	...	215	...	560	449	89	3,482	319	739
6 North American Division .....	3,609	83	239	11	2,418	17	440	14	2,256	68	629	65	132	19	722	9	78	1	996	89	90,971	8,614	2,976	114,456	80	2,002
7 Northern Asia-Pacific Division .....	1,081	...	1	...	116	...	7	...	792	...	177	...	...	...	20	...	3	...	5,987	...	4,075	876	227	13,362	313	269
8 South American Division .....	3,141	...	...	...	...	...	...	...	1,309	...	1,236	...	...	...	...	...	...	...	1,053	...	42,186	...	...	48,925	2,234	642
9 South Pacific Division .....	764	11	86	...	1,690	139	109	4	327	36	672	...	33	18	813	91	48	10	690	59	2,548	2,314	1,734	12,196	208	669
10 Southern Africa-Indian Ocean Division .....	1,023	...	50	...	394	...	56	...	1,601	...	473	...	60	...	241	...	15	...	769	...	1,499	426	54	6,661	2,747	512
11 Southern Asia Division .....	653	...	68	...	554	...	35	...	298	...	215	...	13	...	1,074	...	1	...	2,231	...	1,409	1,061	54	7,666	548	221
12 Southern Asia-Pacific Division .....	1,714	...	2	...	...	...	...	...	6,083	...	825	...	...	...	...	...	...	...	2,336	...	4,447	692	877	16,976	5,199	254
13 Trans-European Division.....	457	9	46	6	57	7	25	1	167	34	86	8	26	7	16	4	23	3	134	34	286	128	26	1,590	251	491
14 West-Central Africa Division .....	804	...	18	...	120	...	96	...	1,068	...	510	...	17	...	63	...	26	...	573	...	1,599	528	223	5,645	1,008	124
Attached to the General Conference:																										
15 Middle East and North Africa Union Mission ..	26	...	1	...	23	...	6	...	28	...	4	...	8	...	3	...	2	...	7	...	180	82	34	404	...	7
16 Israel Field.....	4	...	...	...	...	...	...	...	2	...	2	...	...	...	...	...	...	...	1	...	...	...	...	9	...	...
WORLD TOTALS 2014 .....	18,913	107	1,087	17	8,340	163	1,410	19	20,926	157	7,926	73	577	44	4,377	104	467	14	18,125	183	169,283	18,306	8,986	279,604	21,306	8,058
WORLD TOTALS 2013 .....	18,846	...	946	...	7,880	...	1,466	...	21,034	...	7,394	...	562	...	4,555	...	393	...	19,918	...	177,187	...	...	260,181	21,552	8,600
Net Increase (Decrease).....	67	...	141	...	460	...	(56)	...	(108)	...	532	...	15	...	(178)	...	74	...	(1,793)	...	(7,904)	...	...	19,423	(246)	(542)

## SECTION I—EDUCATIONAL INSTITUTIONS AND PRIMARY SCHOOLS

Table 25

Division and Institution	Category (SDA Yearbook 2015 ed. p. 475)	Enrollment and Graduates			Teachers and Other Employees			Division and Institution	Category (SDA Yearbook 2015 ed. p. 475)	Enrollment and Graduates			Teachers and Other Employees			
		SDA Enrollment	Total Enrollment	Graduates	SDA Teachers	Total Teachers	Other Employees			SDA Enrollment	Total Enrollment	Graduates	SDA Teachers	Total Teachers	Other Employees	
PART I—Tertiary Institutions																
Parenthesized figures after "Totals" represent the number of tertiary institutions in the divisions.																
EAST-CENTRAL AFRICA DIVISION								SOUTH AMERICAN DIVISION (Cont'd)								
Adventist University of Africa	G	649	649	66	16	16	22	Brazil Adventist University	C							
Adventist University of Central Africa	C	1,051	3,055	361	50	71	20	Engenheiro Coelho Campus	G	3,379	4,314	1,012	198	256	36	
Adventist University of Lukanga	C	408	633	181	28	28	46	Hortolandia Campus	C	622	1,637	306	45	63	...	
Bugema University	C	2,046	4,809	446	148	298	166	Sao Paulo Campus	C	1,556	3,220	553	239	290	...	
Ethiopian Adventist College	C	132	452	...	22	22	19	Chile Adventist University	G	866	1,818	257	97	163	3	
The University of Arusha	C	610	3,155	1,022	53	58	60	Equador Adventist College	C	173	191	34	35	40	...	
University of Eastern Africa, Baraton	G	718	1,456	436	143	169	345	Latin-American Adv Theol Seminary	G		no report					
Totals (7)		5,614	14,209	2,512	460	662	678	Minas Gerais Adventist College	C	167	428	...	13	18	61	
EURO-ASIA DIVISION								SOUTH PACIFIC DIVISION								
Ukrainian Adv Center of Higher Edu.	C	351	418	103	38	62	60	Avondale College Limited	G	827	1,445	272	81	95	14	
Zaoksky Adventist University	G	462	500	56	33	41	43	Fulton College	C	306	387	122	21	21	...	
Totals (2)		813	918	159	71	103	103	Pacific Adventist University	G	698	861	186	45	45	184	
INTER-AMERICAN DIVISION								SOUTHERN AFRICA-INDIAN OCEAN DIVISION								
Adventist Univ Inst of Venezuela	C	197	294	71	33	39	87	Adventist University Zurcher (2013)	C	233	308	40	37	47	20	
Antillean Adventist University	G	659	1,188	...	42	42	94	Angola Adv Univ (Bongo Adv Sem) (2013)	C	32	32	8	12	12	15	
Belize Adventist Junior College	JC	81	180	...	11	11	3	Heiderberg College (2013)	C	248	276	64	32	37	36	
Central American Adventist University	C	405	405	...	71	71	...	Malawi Adventist University	G	184	495	...	12	12	...	
Colombia Adventist University Corp	C	1,525	1,525	...	165	165	...	Mozambique Adventist Seminary	JC	19	45	...	8	16	23	
Cuba Adventist Theol Seminary	C	150	150	...	11	11	...	Rusangu University	C	1,764	3,022	580	44	44	88	
Dominican Adventist University	C	1,171	2,881	276	161	179	64	Solusi University (2013)	G	457	762	482	69	76	195	
Haitian Adventist University	C	458	651	30	65	98	57	Totals (7)		2,937	4,940	1,174	214	244	377	
Inter-American Adv Theol Seminary	G	324	324	...	31	31	...	SOUTHERN ASIA DIVISION								
Linda Vista University	C	724	724	...	42	42	...	Flaiz Adventist College	C	182	293	79	15	55	12	
Montemorelos University	G	1,981	2,065	387	233	233	160	Lowry Adventist College	C	182	532	153	25	72	15	
Navoja University	C	251	321	54	48	48	37	Metas of SDA College	C	264	798	321	52	109	33	
Northern Caribbean University	G	2,250	4,395	1,029	114	154	489	Metas of SDA College (Nuzvid)	C	107	369	201	12	35	10	
University of the Southern Caribbean	G	4,093	4,093	...	211	211	...	Metas of SDA College (Ranchi)	C	68	402	86	14	27	9	
Totals (14)		14,269	19,196	1,847	1,238	1,335	991	Northeast Adventist College	C	98	194	38	22	40	22	
INTER-EUROPEAN DIVISION								SOUTHERN ASIA-PACIFIC DIVISION								
Adventist University of France	G	126	134	11	15	15	27	Adv Intl Inst of Advanced Studies*	G	540	570	151	36	36	95	
Bogenhofen Seminary (2013)	C	63	64	4	9	9	20	Adventist University of the Philippines	G	3,031	3,806	394	306	327	188	
Bulgarian Theological Seminary	JC	13	14	...	19	21	1	Asia-Pacific International University	G	507	1,067	186	65	89	80	
Friedensau Adventist University	G	126	195	47	18	21	37	Bangladesh Adv Sem and College	C	232	240	...	20	20	...	
Italian Adventist College Villa Aurora	C	45	49	5	9	11	16	Central Philippine Adventist College	C	784	874	143	91	91	...	
Romanian Adv Theological Institute	C	148	157	31	13	31	37	Indonesian Adventist University	C	1,580	1,811	352	77	77	40	
Sazava Theological Seminary	C	20	20	7	30	31	6	Karachi Adv College of Health Sciences	C	108	188	...	5	10	1	
Spanish Adventist Seminary	C	129	135	45	12	12	10	Klabat University	C	1,778	3,110	486	83	83	...	
Totals (8)		670	768	150	125	151	154	Manila Adv Medical Ctr and Colleges	C	398	553	132	49	60	11	
NORTH AMERICAN DIVISION								TRANS-EUROPEAN DIVISION								
Adventist University of Health Sciences	C	425	2,090	563	134	255	147	Adriatic Union College	C	60	61	...	4	4	3	
Andrews University (incl Griggs Univ)*	G	2,913	3,418	775	279	295	610	Belgrade Theological Seminary	C	21	21	...	14	14	6	
Canadian University College	C	240	479	108	58	60	71	Hungarian Adv Theological College	C	46	59	...	10	10	2	
Kettering College	C	76	761	306	25	80	45	Newbold College	G	248	262	...	19	21	27	
La Sierra University	G	1,287	2,510	475	192	254	283	Polish Sr Coll of Theol and Humanities	C	140	1,069	...	24	146	15	
Loma Linda University*	G	1,960	4,629	1,692	1,046	2,151	1,168	Totals (5)		515	1,472	...	71	195	53	
Oakwood University	G	1,688	1,924	383	137	172	262									
Pacific Union College	G	1,173	1,713	385	128	141	189									
Southern Adventist University	G	2,382	3,175	762	231	270	346									
Southwestern Adventist University	G	704	779	143	86	96	76									
Union College	G	648	888	179	102	121	146									
Walla Walla University	G	1,466	1,887	414	111	120	302									
Washington Adventist University	G	532	1,208	368	47	186	114									
Totals (13)		15,494	25,461	6,553	2,576	4,201	3,759									
NORTHERN ASIA-PACIFIC DIVISION																
Hong Kong Adventist College	C	20	58	8	13	20	37									
Sahmyook Health University College	C	582	1,297	324	40	40	32									
Sahmyook University	G	809	5,787	1,146	195	195	233									
Saniku Gakuin College	C	54	229	58	24	35	20									
Taiwan Adventist College	C	212	221	92	12	13	48									
Totals (5)		1,677	7,592	1,628	284	303	370									
SOUTH AMERICAN DIVISION																
Amazonia Adventist College	C	210	210	...	7	7	22									
Bolivia Adventist University	C	1,295	1,604	67	69	95	13									





# STATISTICAL REPORT FOR 2014

Division and Union	Schools	Enrollment		Teachers and Other Employees		
		SDA Enrollment	Total Enrollment	SDA Teachers	Total Teachers	Other Employees
<b>PART 4--Primary Schools* (Cont'd)</b>						
<b>NORTH AMERICAN DIVISION</b>						
Atlantic Union Conference	59	2,168	2,351	265	278	...
Canada, SDA Church in	43	2,619	2,678	298	301	...
Columbia Union Conference	97	3,902	4,154	436	543	...
Lake Union Conference	93	2,362	2,418	257	262	...
Mid-America Union Conference	76	1,646	1,721	209	257	...
North Pacific Union Conference	117	4,299	4,500	410	427	...
Pacific Union Conference	123	7,244	7,269	1,074	1,093	...
Southern Union Conference	181	7,819	8,157	783	807	...
Southwestern Union Conference	68	2,733	2,935	300	338	...
Attached Field	no report					
<b>Totals</b>	857	34,792	36,183	4,032	4,306	...
<b>NORTHERN ASIA-PACIFIC DIVISION</b>						
Chinese Union Mission	1	12	50	8	13	4
Japan Union Conference	10	120	613	57	57	13
Korean Union Conference	10	1,036	4,020	153	153	38
Attached Field	1	11	126	17	18	8
<b>Totals</b>	22	1,179	4,809	235	241	63
<b>SOUTH AMERICAN DIVISION</b>						
Argentina Union Conference	66	3,880	14,209	898	1,011	121
Bolivia Union Mission	33	1,872	5,122	265	349	112
Central Brazil Union Conference	78	10,765	53,521	2,115	2,329	2,154
Chile Union Mission	41	5,206	16,194	686	773	716
East Brazil Union Mission	25	2,220	8,868	458	533	347
Ecuador Union Mission	18	1,029	3,052	196	268	63
North Brazil Union Mission	36	3,831	17,508	669	779	661
North Peru Union Mission	32	3,070	5,872	333	381	83
Northeast Brazil Union Mission	13	1,348	5,842	210	320	131
Northwest Brazil Union Mission	25	2,602	9,479	360	448	456
Paraguay Union of Churches Mission	10	364	1,357	108	127	41
South Brazil Union Conference	73	6,348	31,085	1,360	1,624	1,582
South Peru Union Mission	55	4,517	9,912	529	588	112
Southeast Brazil Union Conference	31	2,970	10,824	574	674	650
Uruguay Union of Churches Mission	6	169	822	71	94	21
West Central Brazil Union Mission	34	3,443	16,581	582	817	188
<b>Totals</b>	576	53,634	210,248	9,414	11,115	7,438
<b>SOUTH PACIFIC DIVISION</b>						
Australian Union Conference	43	2,295	7,269	369	413	200
New Zealand Pacific Union Conference	18	830	1,455	81	96	10
Papua New Guinea Union Mission	116	19,553	24,778	718	752	36
Trans Pacific Union Mission	129	11,583	16,677	728	733	70
<b>Totals</b>	306	34,261	50,179	1,896	1,994	316
<b>SOUTHERN AFRICA-INDIAN OCEAN DIVISION</b>						
Botswana Union Conference	2	206	472	35	35	11
Indian Ocean Union Conference	76	123	334	18	32	2
Malawi Union Mission	9	2,601	3,397	77	82	12
Mozambique Union Mission	3	795	1,583	64	70	20
North-Eastern Angola Union Mission	61	5,907	16,123	334	506	130
Southern Africa Union Conference	22	1,542	5,390	187	226	65
South-Western Angola Union Mission	7	273	302	9	67	13

Division and Union	Schools	Enrollment		Teachers and Other Employees		
		SDA Enrollment	Total Enrollment	SDA Teachers	Total Teachers	Other Employees
<b>SOUTHERN AFRICA-INDIAN OCEAN DIV (CONT'D)</b>						
Zambia Union Conference	26	5,049	9,983	190	280	33
Zimbabwe Union Conference	90	8,902	24,031	470	785	78
Attached Field	no report					
<b>Totals</b>	296	25,398	61,615	1,384	2,083	364
<b>SOUTHERN ASIA DIVISION</b>						
East-Central India Union Section	18	1,645	10,485	188	689	36
Northeast India Union Section	18	4,575	9,810	114	397	34
Northern India Union Section	38	1,478	5,336	115	426	41
South-Central India Union Section	5	1,574	4,960	58	213	35
Southeast India Union Section	15	2,069	7,924	242	999	57
Southwest India Union Section	8	1,585	3,577	194	472	44
Western India Union Section	5	1,362	4,883	114	332	40
<b>Totals</b>	107	14,288	46,975	1,025	3,528	287
<b>SOUTHERN ASIA-PACIFIC DIVISION</b>						
Bangladesh Union Mission	152	1,525	4,959	242	263	16
Central Philippine Union Conference	69	2,808	6,728	267	267	13
East Indonesia Union Conference	16	...	...	...	...	...
Myanmar Union Mission	57	1,087	2,170	115	138	...
North Philippine Union Conference	164	5,651	14,002	679	679	56
Pakistan Union Section	6	224	560	22	25	3
South Philippine Union Conference	79	5,745	13,021	508	508	5
Southeast Asia Union Mission	31	1,577	5,079	288	333	95
West Indonesia Union Mission	104	4,008	10,663	667	815	107
Attached Fields	3	108	2,213	56	142	20
<b>Totals</b>	681	22,733	59,395	2,844	3,170	315
<b>TRANS-EUROPEAN DIVISION</b>						
British Union Conference	7	326	607	30	55	42
Danish Union of Churches Conference	7	43	482	26	49	11
Finland Union of Churches Conference	4	56	349	14	29	16
Netherlands Union Conference	1	4	269	4	17	2
Norwegian Union Conference	11	245	717	95	139	39
Swedish Union of Churches Conference	1	27	206	15	22	16
Attached Fields	1	11	38	2	7	5
<b>Totals</b>	32	712	2,668	186	318	131
<b>WEST-CENTRAL AFRICA DIVISION</b>						
Cameroon Union Mission	23	1,102	4,987	134	146	8
Central African Union Mission	13	763	5,376	73	174	...
Eastern Nigeria Union Conference	40	2,414	7,944	259	383	35
Eastern Sahel Union Mission	13	224	3,117	68	74	4
Northern Ghana Union Mission	305	21,358	86,985	1,641	3,824	72
Northern Nigeria Union Conference	9	1,332	1,974	78	84	5
Southern Ghana Union Conference	159	4,557	24,641	530	1,199	111
West African Union Mission	27	1,026	5,547	160	290	74
Western Nigeria Union Conference	8	405	1,331	35	81	45
Western Sahel Union Mission	8	44	1,683	31	66	25
<b>Totals</b>	605	33,225	143,585	3,009	6,321	379
<b>ATTACHED TO GENERAL CONFERENCE</b>						
Middle East and North Africa Un Mission	4	18	1,617	31	172	...
<b>WORLD TOTALS 2014</b>	5,332	476,275	1,145,006	37,737	50,330	11,966

\*Not included in the institutional totals.

Note--In the tables above, dates in parentheses following the entries indicate the year of the most recent report.

Summary of Educational Institutions and Primary Schools	Institutions and Primary Schools	Enrollment				Graduates				Teachers				Other Employees
		Primary	Secondary	Worker Training	Tertiary	Primary	Secondary	Worker Training	Tertiary	Primary	Secondary	Worker Training	Tertiary	
Tertiary Institutions	115	...	...	...	147,123	...	...	...	25,353	...	...	...	12,839	8,813
Worker Training Institutions	49	...	...	...	5,922	...	...	...	1,602	...	...	...	500	351
Secondary Schools	2,286	...	566,301	...	...	...	53,838	...	...	...	32,070	...	...	12,078
<b>Institutional Totals</b>	2,450	...	719,346	...	...	...	80,793	...	...	...	45,409	...	...	21,242
<b>Primary Schools*</b>	5,332	1,145,006	...	...	...	...	...	...	...	50,330	...	...	...	11,966
<b>WORLD TOTALS 2014</b>	7,782	...	1,864,352	...	...	...	80,793	...	...	...	95,739	...	...	33,208
<b>WORLD TOTALS 2013+</b>	7,569	...	1,807,693	...	...	...	40,244	...	...	...	93,907	...	...	18,931

\*Not included in the institutional totals.

+Incomplete reporting.

## SECTION II—HEALTHCARE INSTITUTIONS

Table 26

Division and Institution	Location	Beds	Average Daily Census (Inpatients)	Admissions (Inpatients)	Outpatient Visits	SDA Employees	Other Employees	Total Employees	Charity Dollars
PART 1—Hospitals and Sanitariums									
									US\$
Parenthesized figures after "Totals" represent the number of hospitals and sanitariums in the divisions.									
EAST-CENTRAL AFRICA DIVISION									
Baraton Jeremic Community Medical Centre (2012)	Eldoret, Kenya	24	32	570	11,620	27	...	27	33,000
Gimbie Hospital (2013)	Gimbie, West Wollega, Ethiopia	78	100	6,500	39,402	163	5	168	...
Heri Adventist Hospital (2013)	Kigoma, United Republic of Tanzania	90	38	212	620	70	31	101	...
Ishaka Adventist Hospital (2013)	Bushenyi, Uganda	104	34	11,936	17,575	69	45	114	421
Kendu Adventist Hospital (2013)	Kendu Bay, Kenya	170	86	4,416	15,596	165	12	177	285,239
Kinshasa Adventist Medical Center	Kinshasa II, Dem Rep of the Congo	16	no report						
Lubumbashi Surgical Clinic (2013)	Lubumbashi, Dem Rep of the Congo	32	21	1,337	7,965	27	25	52	4,500
Mugonero Hospital (2013)	Kibuye, Rwanda	120	47	2,313	10,171	56	36	92	3,408
Nyanchnwa Adventist Hospital	Kisii, Kenya	35	no report						
Songa Adventist Hospital (2013)	D/S Kamina, Dem Rep of the Congo	95	11	766	6,051	50	...	50	300
Totals (10)		764	369	28,050	109,000	627	154	781	326,868
INTER-AMERICAN DIVISION									
ACFE Adventist Medical Center (2012)	Mexico	16	8	831	6,134	7	38	45	150,000
Adventist Hospital of Haiti (2012)	Port-au-Prince, Haiti	70	37	2,371	34,612	140	13	153	60,172
Andrews Memorial Hospital (2012)	Kingston, Jamaica	65	30	3,227	27,349	125	140	265	9,982
Antilles Adventist Hospital (2010)	Curacao		no report						
Bella Vista Hospital (2010)	Mayaguez, Puerto Rico		no report						
Community Hospital of Seventh-day Adv (2012)	Port of Spain, Trinidad	45	45	780	11,499	88	79	167	164,521
Davis Memorial Clinic and Hospital (2012)	Georgetown, Guyana	42	11	1,060	6,052	59	17	76	1,461
La Loma Luz Adventist Hospital (2010)	Santa Elena, Belize		no report						
Montemorelos University Hospital (2012)	Montemorelos, Mexico	30	9	918	51,944	62	167	229	175,325
Southeast Hospital (2012)	Villahermosa, Tabasco, Mexico	32	26	2,875	12,321	143	15	158	4,778,631
Valley of the Angels Hospital (2012)	Tegucigalpa, Honduras	30	6	209	6,437	30	10	40	20,000
Venezuela Adventist Hospital (2012)	Barquisimeto, Venezuela	8	6	362	9,783	40	44	84	6,654
Vista del Jardin Adventist Medical Center (2009)	Santo Domingo, Dominican Republic		no report						
Totals (13)		338	178	12,633	166,131	694	523	1,217	5,366,746
INTER-EUROPEAN DIVISION									
Berlin Hospital	Berlin, Germany	175	...	...	...	111	530	641	14,000
Lake Geneva Sanitarium	Gland, Switzerland	94	87	1,556	2,924	50	203	253	...
Totals (2)		269	87	1,556	2,924	161	733	894	14,000
NORTH AMERICAN DIVISION									
Adventist Behavioral Health Rockville (2013)	Rockville, Maryland, USA	243	146	3,156	13,025	17	451	468	1,707,739
Adventist Bolingbrook Hospital	Bolingbrook, Illinois, USA	138	50	5,346	92,323	34	609	643	2,485,802
Adventist Glen Oaks Hospital	Glendale Heights, Illinois, USA	143	77	5,186	34,923	14	632	646	2,849,691
Adventist Hinsdale Hospital	Hinsdale, Illinois, USA	276	150	12,152	223,385	176	2,125	2,301	1,767,394
Adventist La Grange Memorial Hospital	La Grange, Illinois, USA	204	92	7,732	110,208	21	1,028	1,049	2,398,618
Adventist Medical Center - Hanford	Hanford, California, USA	199	108	9,410	237,800	...	...	...	25,633,441
Adventist Medical Center - Portland	Portland, Oregon, USA	302	123	11,478	149,467	...	...	1,907	18,847,471
Adventist Medical Center - Reedley	Reedley, California, USA	49	12	2,057	194,336	...	...	...	5,179,979
Adventist Rehab Hospital of Maryland, Inc (2013)	Rockville, Maryland, USA	77	60	1,574	27,420	12	293	305	756,000
Avista Adventist Hospital	Louisville, Colorado, USA	114	35	4,094	78,899	...	...	652	1,377,320
Castle Medical Center	Kailua, Hawaii, USA	160	12	7,598	65,202	...	...	1,006	10,886,500
Castle Rock Adventist Hospital	Castle Rock, Colorado, USA	50	19	2,317	66,290	...	...	481	825,289
Central Texas Medical Center	San Marcos, Texas, USA	178	40	4,200	179,988	13	618	631	8,471,134
Central Valley General Hospital	Hanford, California, USA	49	12	2,227	388,182	...	...	...	3,812,085
Chippewa Valley Hosp and Oakview Care Center	Durand, Wisconsin, USA	25	6	439	34,010	1	175	176	186,462
Emory Adventist Hospital	Smyrna, Georgia, USA	88	11	1,089	73,875	27	268	295	6,960,300
Feather River Hospital	Paradise, California, USA	100	52	4,662	284,157	...	...	1,192	3,404,143
Florida Hospital	Orlando, Florida, USA	2,500	1,878	135,924	2,888,225	1,905	17,570	19,475	144,899,877
Florida Hospital - North Pinellas	Tarpon Springs, Florida, USA	168	64	4,779	87,146	...	...	575	2,459,569
Florida Hospital - Wesley Chapel	Wesley Chapel, Florida, USA	83	53	5,191	47,591	26	707	733	3,977,891
Florida Hospital at Connerton Long Term Acute Care	Land O' Lakes, Florida, USA	50	48	661	...	...	...	217	...
Florida Hospital Carrollwood	Tampa, Florida, USA	120	47	4,584	72,793	...	...	581	7,473,037
Florida Hospital DeLand	DeLand, Florida, USA	156	98	8,550	119,039	26	914	940	6,968,840
Florida Hospital Fish Memorial	Orange City, Florida, USA	175	110	8,831	134,585	39	872	911	6,707,903
Florida Hospital Flagler, Incorporated	Palm Coast, Florida, USA	99	87	7,341	246,530	31	847	878	5,595,754
Florida Hospital Heartland Medical Center	Sebring, Florida, USA	222	153	11,477	315,925	119	1,384	1,503	6,002,817
Florida Hospital Memorial Medical Center	Daytona Beach, Florida, USA	277	191	13,853	205,752	27	1,860	1,887	7,358,728
Florida Hospital Tampa	Tampa, Florida, USA	493	301	20,148	158,499	...	...	2,733	19,971,360
Florida Hospital Waterman, Incorporated	Tavares, Florida, USA	269	177	14,365	119,402	78	1,551	1,629	10,196,800
Florida Hospital Zephyrhills, Incorporated	Zephyrhills, Florida, USA	139	92	8,022	113,321	47	831	878	5,987,814
Fort Hamilton Hospital	Hamilton, Ohio, USA	206	95	7,999	109,030	...	...	953	19,415,981
Frank R Howard Memorial Hospital	Willits, California, USA	25	16	1,496	25,109	...	...	275	1,387,270
Glendale Adventist Medical Center	Glendale, California, USA	515	277	19,675	266,586	...	...	2,305	10,491,518
Gordon Hospital	Calhoun, Georgia, USA	69	43	4,032	233,595	66	832	898	7,363,593
Grandview Hospital and Medical Center	Dayton, Ohio, USA	181	107	7,616	213,139	...	...	1,168	18,398,066
Greene Memorial Hospital	Xenia, Ohio, USA	49	21	2,096	98,768	...	...	426	8,729,264
Hackettstown Community Hospital (2013)	Hackettstown, New Jersey, USA	111	46	3,919	38,938	...	...	620	10,002,564

Division and Institution	Location	Beds	Average Daily Census (Inpatients)	Admissions (Inpatients)	Outpatient Visits	SDA Employees	Other Employees	Total Employees	Charity Dollars
PART 1—Hospitals and Sanitariums (Cont'd)									
US\$									
NORTH AMERICAN DIVISION (Cont'd)									
Indu & Raj Soin Medical Center	Beavercreek, Ohio, USA	126	50	4,873	57,756	...	...	691	19,039,033
Jellico Community Hospital, Incorporated	Jellico, Tennessee, USA	54	10	1,390	38,912	9	279	288	1,013,816
Kettering Behavioral Medicine Center	Dayton, Ohio, USA	60	31	2,176	3,735	...	...	137	...
Kettering Medical Center	Kettering, Ohio, USA	418	266	20,085	267,425	...	...	4,816	25,599,851
Littleton Adventist Hospital	Littleton, Colorado, USA	231	119	9,384	130,119	...	...	1,202	1,130,263
Loma Linda Univ Behavioral Medical Center, Inc	Redlands, California, USA	89	72	4,559	35,775	93	261	354	143,499
Loma Linda University Medical Center*	Loma Linda, California, USA	881	570	34,104	705,107	1,801	4,927	6,728	108,217,759
Manchester Memorial Hospital	Manchester, Kentucky, USA	63	18	2,280	161,378	21	502	523	1,130,263
Metroplex Adventist Hospital, Incorporated	Killeen, Texas, USA	232	62	6,105	126,507	15	928	943	7,787,621
Park Ridge Health (Fletcher Hospital, Inc)	Hendersonville, North Carolina, USA	103	53	4,160	533,552	125	1,124	1,249	3,483,695
Parker Adventist Hospital	Parker, Colorado, USA	134	75	7,124	159,202	...	...	1,053	2,105,009
Parkview Adventist Medical Center (2013)	Brunswick, Maine, USA	55	8	732	59,260	27	269	296	2,937,454
Porter Adventist Hospital	Denver, Colorado, USA	368	140	9,872	138,942	...	...	1,624	3,896,477
Rollins Brook Community Hospital	Lampasas, Texas, USA	25	9	732	16,112	...	...	...	1,258,353
San Joaquin Community Hospital	Bakersfield, California, USA	254	201	19,051	95,273	...	...	2,035	10,755,627
Shady Grove Adventist Hospital (2013)	Rockville, Maryland, USA	331	217	20,335	97,796	92	1,796	1,888	10,139,728
Shawnee Mission Medical Center	Shawnee Mission, Kansas, USA	503	232	21,530	468,647	97	3,058	3,155	14,527,762
Simi Valley Hospital and Health Care Services	Simi Valley, California, USA	144	70	5,820	81,772	...	...	873	4,710,097
Sonora Regional Medical Center	Sonora, California, USA	152	120	4,951	287,203	...	...	1,429	5,310,946
Southview Medical Center	Centerville, Ohio, USA	123	49	3,719	121,283	...	...	584	9,199,033
St Helena Hospital - Clearlake	Clearlake, California, USA	25	14	1,391	53,327	...	...	400	2,337,145
St Helena Hospital and Health Center	St. Helena, California, USA	212	114	7,470	82,985	...	...	1,255	3,520,311
Sycamore Medical Center	Miamisburg, Ohio, USA	112	58	5,753	121,915	...	...	799	11,860,664
Takoma Regional Hospital	Greenville, Tennessee, USA	100	32	2,429	212,579	46	529	575	2,501,705
Texas Health Huguley	Burleson, Texas, USA	213	108	9,457	189,007	240	1,233	1,473	6,419,000
Tillamook Regional Medical Center	Tillamook, Oregon, USA	49	8	1,000	51,227	...	...	463	3,246,625
Ukiah Valley Medical Center	Ukiah, California, USA	67	33	3,707	87,927	...	...	725	2,069,914
Walla Walla General Hospital	Walla Walla, Washington, USA	72	10	1,294	37,465	...	...	385	2,382,087
Washington Adventist Hospital (2013)	Takoma Park, Maryland, USA	252	166	11,648	60,424	234	1,049	1,283	8,661,366
White Memorial Medical Center	Los Angeles, California, USA	353	238	20,009	68,523	...	...	1,937	19,077,511
Totals (67)		14,103	8,062	622,416	12,298,598	5,479	49,522	90,500	697,229,798
<i>*General Conference institution is listed in the division where the main facility is located.</i>									
NORTHERN ASIA-PACIFIC DIVISION									
Adventist Medical Center (Japan)	Okinawa, Japan	48	31	1,061	96,405	62	97	159	...
Busan Adventist Hospital	Busan, Korea	235	615	74,779	224,456	102	196	298	7,051
Eden Adventist Hospital	Kyonggi, Korea	198	161	6,242	58,639	113	...	113	229,461
Hong Kong Adventist Hospital	Hong Kong SAR	135	58	8,641	70,629	54	519	574	50,983
Kobe Adventist Hospital	Kobe, Japan	116	82	2,584	85,478	84	183	267	...
Seoul Adventist Dental Hospital	Seoul, Korea	6	223	1	55,830	46	30	76	21,535
Seoul Adventist Hospital	Seoul, Korea	426	...	...	352,444	522	245	767	15,426
Taiwan Adventist Hospital	Taipei, Taiwan	389	178	15,483	473,287	50	919	969	2,947,829
Tokyo Adventist Hospital	Tokyo, Japan	186	117	4,782	54,640	106	223	329	...
Tsuen Wan Adventist Hospital	Tsuen Wan, Hong Kong SAR	123	84	14,224	128,153	56	401	457	11,866
Yosu Sanitarium and Hospital	Yosu City, Korea	98	60	906	...	40	...	40	22,655
Totals (11)		1,960	1,609	128,703	1,599,961	1,235	2,813	4,049	3,306,806
SOUTH AMERICAN DIVISION									
Ana Stahl Adventist Clinic (2013)	Iquitos, Peru	26	21	7,592	22,200	220	14	234	632,000
Asuncion Adventist Sanitarium (2013)	Asuncion, Paraguay	35	28	10,220	48,500	160	14	174	576,000
Belem Adventist Hospital (2013)	Belem, Para, Brazil	160	130	46,080	134,000	1,152	130	1,282	11,105,161
Belgrano Adventist Sanitarium (2013)	Buenos Aires, Argentina	66	53	19,272	110,000	386	42	428	50,000
Good Hope Clinic (Miraflores Adv Clinic) (2013)	Miraflores, Lima, Peru	90	56	10,347	240,000	748	35	783	3,225,000
Hohenau Adventist Sanitarium (2013)	Hohenau, Itapua, Paraguay	28	22	8,176	36,400	106	8	114	371,000
Juliacca Adventist Clinic (2013)	Juliacca, Peru	53	42	15,476	42,600	125	10	135	726,000
Los Angeles Adventist Clinic (2013)	Los Angeles, Chile	16	3	1,114	28,025	93	22	115	15,550
Manaus Adventist Hospital (2013)	Manaus, Amazonas, Brazil	110	88	32,120	290,400	782	78	860	11,088,000
Penfigo Adventist Hospital (2013)	Campo Grande, MS, Brazil	160	128	46,720	52,000	540	60	600	4,032,000
Quito Adventist Clinic (2013)	Quito, Ecuador	20	13	4,320	19,200	59	30	89	75,000
River Plate Sanitarium and Hospital (2013)	Libertador San Martin, Argentina	120	96	35,040	66,000	543	35	578	140,000
Sao Paulo Adventist Hospital (2013)	Sao Paulo, Sao Paulo, Brazil	60	48	17,520	65,400	340	48	388	3,024,000
Silvestre Adventist Hospital (2013)	Rio de Janeiro, RJ, Brazil	140	112	40,880	114,600	1,205	120	1,325	8,820,000
Totals (14)		1,084	840	294,877	1,269,325	6,459	646	7,105	43,879,711
SOUTH PACIFIC DIVISION									
Atofi Adventist Hospital (2010)	Honiara, Solomon Islands			no report					
Dalcross Adventist Hospital	Killara, NSW, Australia	55	24	1,681	...	...	...	102	...
Sydney Adventist Hospital	Wahroonga, NSW, Australia	565	429	23,544	183,679	...	...	1,492	150,000
Totals (3)		620	453	25,225	183,679	...	...	1,594	150,000
SOUTHERN AFRICA-INDIAN OCEAN DIVISION									
Andapa Adventist Hospital (2009)	Andapa, Sahamazava, Madagascar			no report					
Blantyre Adventist Hospital (2011)	Blantyre, Malawi			no report					
Kanye Seventh-day Adventist Hospital (2011)	Kanye, Botswana			no report					

## INSTITUTIONAL STATISTICS FOR 2014

Division and Institution	Location	Beds	Average Daily Census (Inpatients)	Admissions (Inpatients)	Outpatient Visits	SDA Employees	Other Employees	Total Employees	Charity Dollars
PART 1—Hospitals and Sanitariums (Cont'd)									
SOUTHERN AFRICA-INDIAN OCEAN DIVISION (Cont'd)									
Lusaka Eye Hospital (2009)	Lusaka, Zambia		no report						
Mahabo Adventist Hospital (2009)	Mahabo, Indian Ocean		no report						
Malamulo Hospital (2011)	Makwasa, Malawi		no report						
Maluti Adventist Hospital (2011)	Mapoteng, Lesotho		no report						
Mwami Adventist Hospital (2009)	Chipata, Zambia		no report						
Yuka Adventist Hospital (2004)	Kalabo, Zambia		no report						
Totals (9)									
SOUTHERN ASIA DIVISION									
Aizawl Adventist Hospital (2005)	Aizawl, Mizoram, India		no report						
Giffard Memorial Hospital (2005)	Nuzvid, India		no report						
METAS Adventist Hospital (2005)	Surat, Gujarat, India		no report						
Milton Mattison Memorial Hospital (2005)	Hapur, India		no report						
Ottapalam Seventh-day Adventist Hospital (2005)	Ottapalam, India		no report						
Pune Adventist Hospital (2012)	Pune, India	42	29	2,052	19,232	68	27	95	20,000
Ruby Nelson Memorial Hospital (2005)	Jalandhar, India		no report						
Scheer Memorial Hospital (2005)	Kathmandu, Nepal		no report						
Seventh-day Adventist Hospital, Ranchi (2005)	Ranchi, India		no report						
Seventh-day Adventist Medical Centre (2005)	Bangalore, Karnataka, India		no report						
Simla Sanitarium and Hospital (2005)	Shimla, India		no report						
Thanjavur Adventist Hospital (2009)	Thanjavur, Tamil Nadu, India		no report						
Totals (12)									
<i>Note—No total possible due to unsatisfactory reporting.</i>									
SOUTHERN ASIA-PACIFIC DIVISION									
Adventist Hospital Cebu City (2012)	Cebu City, Philippines	100	57	4,297	8,554	134	5	139	...
Adventist Hospital Davao	Davao City, Philippines	62	40	4,242	25,404	140	24	154	116,332
Adventist Hospital Palawan	Puerto Princesa, Palawan, Philippines	90	66	5,994	21,635	262	37	299	30,000
Adventist Hosp Santiago City (2012)	Santiago City, Isabela, Philippines	54	46	4,685	1,092	163	10	173	26,707
Adventist Medical Center Bacolod City	Bacolod City, Philippines	150	97	9,442	36,258	433	69	502	265,799
Adventist Medical Center Iligan City	Iligan City, Philippines	130	82	8,535	35,554	181	124	305	...
Adventist Medical Center Manila (2012)	Manila, Philippines	150	69	6,787	58,787	387	122	509	31,294
Bandar Lampung Adventist Hospital (2012)	Bandar Lampung, Sumatra, Indonesia	140	110	9,748	49,088	340	66	406	72,892
Bandung Adventist Hospital (2012)	Bandung, West Java, Indonesia	210	135	10,168	44,357	525	146	671	...
Calbayog Sanitarium and Hospital (2012)	Calbayog City, Philippines	15	8	1,093	1,680	19	10	29	500
Gingog Sanitarium and Hospital	Gingog City, Philippines	30	32	4,292	3,987	89	11	100	41,622
Karachi Adventist Hospital (2012)	Karachi, Pakistan	138	85	7,833	47,133	117	378	495	...
Lakeside Adventist Hospital	Kandy, Sri Lanka	48	19	2,655	22,237	30	71	101	1,920
Manado Adventist Hospital (2012)	Manado, Indonesia	90	40	248	400	170	8	178	20,000
Medan Adventist Hospital	Medan, Sumatra, Indonesia	101	57	16,726	10,955	134	49	183	5,597
Mission Hospital (Bangkok)	Bangkok, Thailand	109	43	3,415	74,154	42	320	362	...
Mission Hospital Phuket (2012)	Phuket, Thailand	83	64	7,178	201,348	5	295	300	4,000
Penang Adventist Hospital (2012)	Penang, Malaysia	211	148	16,328	293,575	233	804	1,037	1,942,574
Valencia Sanitarium and Hospital	Valencia City, Bukidnon, Philippines	100	67	5,857	3,896	171	3	174	...
Totals (19)		2,011	1,265	129,523	940,094	3,575	2,552	6,117	2,559,237
TRANS-EUROPEAN DIVISION									
Skogli Health and Rehabilitation Center	Lillehammer, Norway	109	102	102	0	25	49	74	...
WEST-CENTRAL AFRICA DIVISION									
Asamang Seventh-day Adventist Hospital (1999)	Kumasi, Ghana		no report						
Batouri Adventist Hospital (1999)	Batouri, Cameroon		no report						
Bere Adventist Hospital (2013)	Kelo, Moundou, Chad	60	34	5,500	12,112	22	14	36	...
Dominase Adventist Hospital (2004)	Kumasi, Ghana		no report						
Glei Adventist Eye Hospital (2004)	Glei, Togo		no report						
Inisa Community Medical Centre (1999)	Inisa, Osun State, Nigeria		no report						
Jengre Seventh-day Adventist Hospital (1999)	Jos, Plateau State, Nigeria		no report						
Koza Adventist Hospital (1999)	Koza, Extreme Nord, Cameroon		no report						
Onwe Seventh-day Adventist Hospital (1999)	Kumasi, Ghana		no report						
Seventh-day Adventist Cooper Hospital (2004)	Monrovia, Liberia		no report						
Seventh-day Adventist Hospital Ile-Ife (2013)	Ile-Ife, Osun State, Nigeria	128	61	...	21,645	34	47	81	...
Seventh-day Adv Hosp, Motherless Babies' Hm (1999)	Aba, Abia State, Nigeria		no report						
Seventh-day Adventist Hospital Tamale (1999)	Tamale, Ghana		no report						
Wiamoase Seventh-day Adventist Hospital (1999)	Wiamoase, Ashanti, Ghana		no report						
Totals (14)									
<i>Note—No total possible due to unsatisfactory reporting.</i>									
WORLD TOTALS 2014 (175)									
		21,488	13,089	1,250,637	16,622,701	18,379	57,080	112,543	752,853,166
<i>Note—Incomplete reporting.</i>									



STATISTICAL REPORT FOR 2014

Division and Union	Units	Beds	Average Daily Census (In-patients)	Admissions (In-patients)	SDA Employees	Other Employees	Total Employees
<b>PART 2—Nursing Homes and Retirement Centers</b>							
<b>INTER-AMERICAN DIVISION</b>							
Atlantic Caribbean Union Mission (2010) . . .	1	no report					
Caribbean Union Conference (2009) . . . . .	1	no report					
Totals . . . . .	2						
<b>INTER-EUROPEAN DIVISION</b>							
Austrian Union of Churches Conference . . .	1	37	29	5	3	15	18
Franco-Belgian Union Conference . . . . .	2	157	154	62	17	118	135
Italian Union of Churches Conference . . . .	1	93	93	29	26	29	55
North German Union Conference . . . . .	4	472	456	210	52	323	375
Portuguese Union of Churches Conference . .	4	136	130	21	39	59	98
South German Union Conference . . . . .	1	194	188	42	31	104	135
Spanish Union of Churches Conference . . .	1	70	68	27	25	10	35
Swiss Union Conference . . . . .	2	77	76	22	6	64	70
Totals . . . . .	16	1,236	1,194	418	199	722	921
<b>NORTH AMERICAN DIVISION</b>							
Canada, SDA Church in . . . . .	7	675	594	243	145	625	770
Columbia Union Conference . . . . .	3	487	437	741			396
Lake Union Conference (2012) . . . . .	1	58					
Mid-America Union Conference . . . . .	3	397	346	845			281
Pacific Union Conference . . . . .	1	83	68				16
Southern Union Conference . . . . .	13	1,694	1,535	5,377			1,891
Southwestern Union Conference . . . . .	3	356	272	968			290
Totals . . . . .	31	3,750	3,252	8,174	145	625	3,644
<b>NORTHERN ASIA-PACIFIC DIVISION</b>							
Japan Union Conference . . . . .	18	498	637	60	83	407	490
Korean Union Conference . . . . .	4	349	359	269	137	85	222
Totals . . . . .	22	847	996	329	220	492	712
<b>SOUTH AMERICAN DIVISION</b>							
East Brazil Union Mission (2010) . . . . .	2	no report					
<b>SOUTH PACIFIC DIVISION</b>							
Australian Union Conference . . . . .	33	2,120	1,256	36	210	1,035	1,245
New Zealand Pacific Union Conference . . .	4	111	126	43			70
Totals . . . . .	37	2,231	1,382	79	210	1,035	1,315
<b>SOUTHERN AFRICA-INDIAN OCEAN DIVISION</b>							
Indian Ocean Union Conference (2012) . . .	1	no report					
Southern Africa Union Conference (2011) .	19	no report					
Totals . . . . .	20						
<b>TRANS-EUROPEAN DIVISION</b>							
Danish Union of Churches Conference . . .	2	91	94		9	61	70
Finland Union of Churches Conf. (2013) . .	1	38	38		12	18	30
Hungarian Union Conference . . . . .	2	81	80	28	17	27	44
Netherlands Union Conference . . . . .	1	104	98	30	20	98	118
Norwegian Union Conference . . . . .	2	89	88	55	16	97	113
Polish Union Conference . . . . .	1	89	89	12	35	16	51
South-East European Union Conference . .	1	28	22	4	2	2	4
Totals . . . . .	10	520	509	129	111	319	430
<b>WORLD TOTALS 2014</b> . . . . .	<b>140</b>	<b>8,584</b>	<b>7,333</b>	<b>9,129</b>	<b>885</b>	<b>3,193</b>	<b>7,022</b>

Division and Union	Units	In-patient Beds	Out-patient Visits	SDA Employees	Other Employees	Total Employees
--------------------	-------	-----------------	--------------------	---------------	-----------------	-----------------

PART 3—Clinics and Dispensaries

<b>EAST-CENTRAL AFRICA DIVISION</b>						
Burundi Union Mission (2013) . . . . .	6	62	97,726	38	12	50
East Congo Union Mission (2013) . . . . .	6	69	10,417	53	8	61
East Kenya Union Conference (2013) . . . . .	17	34	89,865	49	6	55
Ethiopian Union Mission (2013) . . . . .	14	107	37,720	41	8	49

Division and Union	Units	In-patient Beds	Out-patient Visits	SDA Employees	Other Employees	Total Employees
<b>EAST-CENTRAL AFRICA DIVISION (Cont'd)</b>						
North East Congo Union Mission (2013) . . . . .	12	500	29,170	196	80	276
Northern Tanzania Union Conference (2013) . . . . .	9	138	125,540	174	50	224
Rwanda Union Mission (2013) . . . . .	9	144	101,503	152	51	203
Southern Tanzania Union Mission (2013) . . . . .	11	12	77,359	38	15	53
Uganda Union Mission (2013) . . . . .	20	73	49,056	22	16	38
West Congo Union Mission (2013) . . . . .	9	101	12,293	52	21	73
West Kenya Union Conference . . . . .	15	No report				
Attached Fields . . . . .	1	No report				
Totals . . . . .	129	1,240	630,649	815	267	1,082

<b>EURO-ASIA DIVISION</b>						
Ukrainian Union Conference (2013) . . . . .	1	48	13,380	65	5	70

<b>INTER-AMERICAN DIVISION</b>						
Caribbean Union Conference (2009) . . . . .	3	no report				
East Venezuela Union Mission (2010) . . . . .	3	no report				
Jamaica Union Conference . . . . .	3	no report				
North Colombian Union Conference (2009) . . . . .	2	no report				
North Mexican Union Conference (2009) . . . . .	1	no report				
Puerto Rican Union Conference (2010) . . . . .	2	no report				
Totals . . . . .	14					

<b>NORTH AMERICAN DIVISION</b>						
Columbia Union Conference . . . . .	1	No report				
Pacific Union Conference (2013) . . . . .	56		972,193	220	1,371	1,591
Attd Field: Guam-Micronesia Mission of SDA . . . . .	2	No report				
Totals . . . . .	59		972,193	220	1,371	1,591

<b>NORTHERN ASIA-PACIFIC DIVISION</b>						
Japan Union Conference . . . . .	2		159,157	15	36	51

<b>SOUTH AMERICAN DIVISION</b>						
Central Brazil Union Conference (2010) . . . . .	1	no report				
East Brazil Union Mission . . . . .	1	no report				
Paraguay Union of Churches Mission . . . . .	1	no report				
South Brazil Union Conference (2013) . . . . .	2		86,400	37	7	44
Southeast Brazil Union Conference . . . . .	2	no report				
Totals . . . . .	7					

Note—No total possible due to unsatisfactory reporting.

<b>SOUTH PACIFIC DIVISION</b>						
Papua New Guinea Union Mission . . . . .	35	174	17,477	63	36	99
Trans Pacific Union Mission . . . . .	26	480	13,834	18	18	36
Totals . . . . .	61	654	31,311	81	54	135

<b>SOUTHERN AFRICA-INDIAN OCEAN DIVISION</b>						
Botswana Union Conference (2011) . . . . .	2	No report				
Indian Ocean Union Conference (2007) . . . . .	11	No report				
Malawi Union Mission (2013) . . . . .	17	168	24,487	223	31	254
North-Eastern Angola Union Mission (2007) . . . . .	2	No report				
Southern Africa Union Conference (2011) . . . . .	9	No report				
South-Western Angola Union Mission . . . . .	1	No report				
Zambia Union Conference (2006) . . . . .	8	No report				
Zimbabwe Union Conference (2006) . . . . .	9	No report				
Totals . . . . .	59					

Note—No total possible due to unsatisfactory reporting.

<b>SOUTHERN ASIA-PACIFIC DIVISION</b>						
Bangladesh Union Mission . . . . .	1	No report				
East Indonesia Union Conference . . . . .	2	No report				
North Philippine Union Conference . . . . .	1	No report				
Pakistan Union Section (2010) . . . . .	1	No report				
South Philippine Union Conference . . . . .	1	No report				
West Indonesia Union Mission . . . . .	13	No report				
Totals . . . . .	19					

<b>WEST-CENTRAL AFRICA DIVISION</b>						
Cameroon Union Mission . . . . .	5	No Recent Report				
Central African Union Mission (1999) . . . . .	1	No Recent Report				
Eastern Nigeria Union Conference (2004) . . . . .	2	No Recent Report				

## INSTITUTIONAL STATISTICS FOR 2014

Division and Union	Units	In-patient Beds	Out-patient Visits	SDA Employees	Other Employees	Total Employees
<b>PART 3—Clinics and Dispensaries (Cont'd)</b>						
<b>WEST-CENTRAL AFRICA DIVISION (Cont'd)</b>						
Northern Ghana Union Mission . . . . .	9	No Recent Report				
Northern Nigeria Union Conference (2004) . . . . .	13	No Recent Report				
Western Nigeria Union Conference (2004) . . . . .	3	No Recent Report				
Western Sahel Union Mission (1999) . . . . .	1	No Recent Report				
<b>Totals . . . . .</b>	<b>34</b>					
<b>World Totals 2014 . . . . .</b>	<b>385</b>	<b>2,110</b>	<b>1,917,577</b>	<b>1,456</b>	<b>1,771</b>	<b>3,227</b>
<i>Note—Incomplete reporting.</i>						

Division, Institution, and Location	Units	Beds	Average Daily Census	SDA Employees	Other Employees	Total Employees
<b>PART 4—Orphanages and Children's Homes</b>						
<b>INTER-AMERICAN DIVISION</b>						
Dominican Union Conference (2009) . . . . .	1	no report				

Division, Institution, and Location	Units	Beds	Average Daily Census	SDA Employees	Other Employees	Total Employees
<b>PART 4—Orphanages and Children's Homes (Cont'd)</b>						
<b>SOUTH AMERICAN DIVISION</b>						
Central Brazil Union Conference (2010) . . . . .	14	no report				
South Brazil Union Conference (2010) . . . . .	1	no report				
West Central Brazil Union Mission (2010) . . . . .	7	no report				
<b>Totals . . . . .</b>	<b>22</b>					
<b>SOUTHERN AFRICA-INDIAN OCEAN DIVISION</b>						
Southern Africa Union Conference (2000) . . . . .	2	no report				
Zimbabwe Union Conference (2000) . . . . .	1	no report				
<b>Totals . . . . .</b>	<b>3</b>					
<b>SOUTHERN ASIA DIVISION</b>						
East-Central India Union Section (1999) . . . . .	2	no report				
South-Central India Union Section (1999) . . . . .	1	no report				
<b>Totals . . . . .</b>	<b>3</b>					
<b>WORLD TOTALS 2014 . . . . .</b>	<b>29</b>					
<i>Note—Incomplete reporting.</i>						

*Note—In the tables above, the dates in parentheses following the entries indicate the year of the most recent report.*

*Part 5 of the Healthcare Report, "Airplanes and Medical Launches," has been temporarily removed due to insufficient reporting. See summary below for partial report.*

Summary of Healthcare Institutions	Institutions	Beds or Units	Average Daily Census	Admissions (Inpatients)	Outpatient Visits	SDA Employees	Other Employees	Total Employees	Charity Dollars
US\$									
Hospitals and Sanitariums . . . . .	175	21,488	13,089	1,250,637	16,622,701	18,379	57,080	112,543	752,853,166
Nursing Homes and Retirement Centers . . . . .	140	8,584	7,333	9,129	...	885	3,193	7,022	...
Clinics and Dispensaries . . . . .	385	2,110	...	...	1,907,577	1,456	1,771	3,227	...
Orphanages and Children's Homes . . . . .	29	...	...	...	...	...	...	...	...
Airplanes and Medical Launches . . . . .	...	7	...	...	350	3	...	3	...
<b>WORLD TOTALS 2014 . . . . .</b>	<b>729</b>	<b>32,189</b>	<b>20,422</b>	<b>1,259,766</b>	<b>18,540,628</b>	<b>20,723</b>	<b>62,044</b>	<b>122,795</b>	<b>752,853,166</b>
<b>WORLD TOTALS 2013 . . . . .</b>	<b>627</b>	<b>31,772</b>	<b>21,189</b>	<b>1,437,226</b>	<b>18,052,715</b>	<b>23,519</b>	<b>78,678</b>	<b>121,440</b>	<b>815,226,784</b>

*Note—Incomplete reporting.*

*Note—Some organizations reported the number of employees by head count instead of as full-time equivalents (FTE).*



## INSTITUTIONAL STATISTICS FOR 2014

Division and Institution	Subscriptions			Trades			Job Printing	Total Sales	Employees	Periodicals	Languages
	Books	Magazines	Miscellaneous	Books/Bibles	Magazines/Periodicals	Miscellaneous					
	US\$	US\$	US\$	US\$	US\$	US\$	US\$	US\$			
Publishing Houses (Cont'd)											
TRANS-EUROPEAN DIVISION (Cont'd)											
Lithuanian Publishing Centre*	18,502	...	...	...	...	...	...	18,502	2	...	...
Macedonian Publishing House*	1,834	...	...	1,720	304	...	...	3,858	1	2	2
Netherlands Publishing Service*	no report	...	...	...	...	...	...	...	...	...	...
Norwegian Publishing House*	2,103,200	545,280	16,800	...	...	...	42,400	2,707,680	10	5	1
Polish Publishing House*	117,236	41,191	4,258	81,479	68,379	6,387	...	318,930	8	3	1
Serbian Publishing House*	46,537	356	171	32,648	32,012	76,660	215,675	404,059	15	9	10
Slovenian Publishing House*	11,927	13,325	286	2,373	16,457	290	522	45,180	1	17	1
Stanborough Press Limited*	no report	...	...	...	...	...	...	...	...	...	...
Totals (17)	2,417,093	901,397	53,925	277,338	194,454	85,777	280,811	4,210,795	53	58	...
WEST-CENTRAL AFRICA DIVISION											
Advent Press	117,081	...	...	266,707	637,054	...	354,727	1,375,569	52	16	4
Central African Publishing House	6,222	11,925	18,857	...	106,314	...	111,361	254,679	17	4	3
Totals (2)	123,303	11,925	18,857	266,707	743,368	...	466,088	1,630,248	69	20	...
ATTACHED TO THE GENERAL CONFERENCE: MIDDLE EAST AND NORTH AFRICA UNION MISS											
Middle East and North Africa Publishing Association*	2,563	...	...	2,281	520	...	...	5,364	4	3	3
ISRAEL FIELD											
Life and Peace Publishing House*	no report	...	...	...	...	...	...	...	...	...	...
WORLD TOTALS 2014 (62)	64,922,876	8,244,214	1,055,780	42,375,095	37,443,889	7,618,164	25,003,656	186,663,674	2,016	365	...
WORLD TOTALS 2013 (63)	62,100,054	10,478,111	1,917,006	50,618,359	40,186,169	9,243,086	28,547,851	203,090,636	2,248	393	...

\*Without printing facilities.

## SECTION IV—FOOD INDUSTRIES

Table 28

Division and Institution	Location	Employees		Products	
		Full-time	Student	Manufactured	Other
Parenthesized figures after "Totals" represent the number of food industries in the divisions.					
INTER-AMERICAN DIVISION					
Inter-American Health Food Company					
Alimentos Colpac	Navojoa, Sonora, Mexico	184	19	39	28
Boulangerie Adventiste	Port-au-Prince, Haiti	9	15	18	12
Caribbean Health Foods	Port of Spain, Trinidad	15	6	70	30
Cetebedi, S.A.	Alajuela, Costa Rica	57	3	63	1
Industrias Venepan	Nirgua, Yaracuy, Venezuela	97	...	15	10
Productos Granix	Santo Domingo, Dominican Republic	55	1	20	25
Productos Icolpan	Medellin, Colombia	72	35	43	10
Viva Mejor Barquisimeto	Barquisimeto, Venezuela	33	...	7	5
Viva Mejor Bucaramanga	Bucaramanga, Colombia	16	8	22	8
Viva Mejor Cali	Cali, Valle, Colombia	27	2	19	35
Totals (10)		565	89	316	164
INTER-EUROPEAN DIVISION					
Bioherba Health Food Company (Bioherba GmbH)—Germany	Heimertingen, Germany	99	2	739	765
Bioherba Health Food Company (Bioherba GmbH)—UK	Heimertingen, Germany	18	...	45	120
Spanish Food Factory (Granovita)	Vall d'Uixo (Castellon), Spain	19	...	198	88
Totals (3)		136	2	982	973
NORTHERN ASIA-PACIFIC DIVISION					
Korean Sahmyook Food	Choongnam, Korea	263	...	68	...
San-iku Foods	Sodegaura-shi, Chiba, Japan	34	...	91	22
Totals (2)		297	...	159	22
SOUTH AMERICAN DIVISION					
Argentina Food Factory (Alimentos Granix)	Buenos Aires, Argentina	1,001	...	274	38
Brazil Food Factory (Superbom)	Sao Paulo, Brazil	155	...	45	22
Totals (2)		1,156	...	319	60
SOUTH PACIFIC DIVISION					
Sanitarium Health and Wellbeing Company	Berkeley Vale, NSW, Australia	979	...	150	16
Sanitarium Health and Wellbeing Company	Auckland, New Zealand	391	...	90	83
Life Health Foods AU	Berkeley Vale, NSW, Australia	38	...	35	19
Life Health Foods NZ	Auckland, New Zealand	148	...	162	31
Totals (4)		1,556	...	437	149
MIDDLE EAST AND NORTH AFRICA UNION MISSION					
Adventist Health Education Foundation (AHEF)	Cairo, Egypt	40	5	145	...
WORLD TOTALS 2014 (22)		3,750	96	2,358	1,368
WORLD TOTALS 2013 (21)		3,477	106	2,216	1,340
Food Industry Sales, World 2014		US \$715,168,269			
Food Industry Sales, World 2013		US \$742,135,011			

ADVENTIST DEVELOPMENT AND RELIEF AGENCY (ADRA)

The Adventist Development and Relief Agency (ADRA) acts as the humanitarian arm of the Seventh-day Adventist Church and is active in over 130 countries, broken down into 10 regions below. In 2014, the funds for program support and implementation were in excess of US \$180,000,000. In

addition, over \$22,201,193 worth of gifts in kind were received. The ADRA network is comprised of 5,622 staff and 20,843 volunteers. The investment of resources, both monetary and otherwise, resulted in the implementation of 7,733 projects that impacted 14,787,780 people.

2014 Annual Statistical Report

Table 29

Division	Total Value of Aid	Supporting	Implementing	General Administration	Fundraising	Gifts in Kind	Staff	Volunteers
	US\$	US\$	US\$	US\$	US\$	US\$		
Africa Regional Office (East Central, West Central, Southern Africa-Indian Ocean) .	79,600,225	...	79,600,225	5,084,746	17,412	3,995,515	2,355	91
Asia Regional Office (Northern Asia-Pacific, Southern Asia, Southern Asia-Pacific).	30,371,721	26,544,586	3,827,135	3,053,480	41,846	23,322	963	1,722
Euro-Asia Division Office . . . . .	5,591,627	5,591,627	...	332,157	3,000	2,215,721	119	450
Inter-American Division Office . . . . .	4,836,120	...	4,836,120	1,302,494	74,900	526,082	91	4,610
Inter-European Division . . . . .	24,414,996	21,280,897	3,134,099	4,159,385	464,569	656,351	151	3,504
North American Division . . . . .	61,755,680	61,755,680	...	6,824,213	556,485	12,916,228	80	...
South American Division . . . . .	28,779,607	...	28,779,607	1,884,388	110,501	...	1,297	22
South Pacific Division . . . . .	23,233,330	9,657,499	13,575,831	2,399,439	570,972	1,179,114	163	5,020
Trans-European Division . . . . .	26,075,430	12,082,081	13,993,349	2,312,481	436,635	688,860	80	5,364
Middle East and North African Union Mission . . . . .	18,355,476	...	18,355,476	31,500	...	...	323	60

Network Statistics

Table 30

Type of Project	Projects	In US \$	Beneficiaries
Advocacy . . . . .	19	4,192,138	67,105
Health . . . . .	140	22,255,424	3,562,552
Education . . . . .	1,785	20,472,488	2,048,878
Food Security . . . . .	87	25,285,820	1,498,423
Water, Sanitation, and Hygiene . . . . .	84	15,446,268	685,288
Economic Development and Environment . . . . .	89	17,933,690	719,198
DRR/Climate Change/Environment . . . . .	42	8,464,919	798,893
Disaster Relief . . . . .	5,024	30,042,025	4,106,015
Capacity Building . . . . .	39	3,645,414	124,640
Development Education . . . . .	53	6,704,940	177,788
Gifts in Kind . . . . .	126	8,735,250	573,404
Other . . . . .	245	12,958,093	425,596
<b>TOTALS . . . . .</b>	<b>7,733</b>	<b>176,136,469</b>	<b>14,787,780</b>

## GLOBAL MISSION

## The Church's Presence, Outreach, and Mission

**Challenge of Global Mission.**—The Global Mission document voted at the 1989 Annual Council and endorsed at the 1990 General Conference Session seeks to create an awareness, in concrete measurable terms, of what the gospel commission means to the church today.

**Monitoring Global Advance.**—Table 1 lists major unentered regions of the world according to conferences or missions rather than by countries. It is based on a challenge of Global Mission: to place a church among each one million of earth's population. To locate regions where the ratio of churches to population is less than 1:1,000,000, we have used the 2015 *Seventh-day Adventist Yearbook* to find those conferences or missions with low church-to-population ratios. For example, in the West Congo Union Mission of the East-Central Africa Division the Lower Congo Field has a population of 6.2 million and five churches. Therefore, on average, each church serves a population of 1.2 million people. Progress is indicated in the fact that in 1997, when this field was organized, each church served an average of 3.4 million people.

This view of the global challenge shows in which conferences or missions the great challenges lie in relation to the Adventist "presence." (For a definition of "presence" see "Definitions" in the next column.)

A column is provided to show the "Population Estimate (Millions) Per Church 1990 or When Organized" for comparison. The basis for these entries is the 1991 *Seventh-day Adventist Yearbook* or the *Yearbook* representing the year of the field's organization after 1990. In some cases the 2014 ratio is larger than the earlier ratio. This may be due to a population that is growing more rapidly than the church or to official revisions in population estimates, rather than to a loss of churches. In some cases the fields that existed in 1990 no longer exist by the same name or territory so a direct comparison is impossible. In other cases growth of churches has lowered the ratio below 1.0. These are being eliminated year by year as church growth occurs.

The number of churches is taken from the 2015 edition of the *Annual Statistical Report*; population statistics are for mid-2014 and are provided by the Population Reference Bureau of Washington, DC.

Some countries with a population of one million or more yet with little or no Seventh-day Adventist organizational structure are shown in parentheses.

Table 2 lists all countries and areas of the world and shows church-planting activity and general growth, including the number of ordained ministers, churches, companies, and members, for each country.

Although isolated Sabbath keepers or Seventh-day Adventists from other countries are known to reside in some countries where there is no organized church, the data here corresponds to official reports from the divisions.

The "Ordained Ministers" column excludes those who serve in administrative positions at the union and division levels.

**Definitions.**—Officially, what is a "country or area of the world?" For the purposes of this report, it is a political or geographical entity recognized by the United Nations. Because the Seventh-day Adventist Church does not involve itself in political affairs, the reader should attach no special significance to the presence of certain names in the list or the absence of others. The countries and areas shown in the accompanying Global Mission tables are as listed in the United Nations Statistics Division, Standard Country and Area Codes Classifications (M49) list, with changes through 6 November 2013. (Exception: Taiwan is not listed in the United Nations publication.) Population figures are supplied by the Population Reference Bureau of Washington, DC.

"Presence" means the existence within the territory of an organized church.

"Established work" exists in a country or area of the world when one or more of the following criteria have been met: (1) when an organized church meets regularly; (2) when a mission station, healthcare facility, or school is functioning regularly; or (3) when a regular full-time denominational employee is based in the country or area carrying on outreach or soul-winning activities through such units as a Sabbath school, an organized company, or a language school. Seventh-day Adventist work is *not* considered to be established in a country or area when it is limited to a series of evangelistic meetings, literature-evangelist work not based there, scattered Sabbath keepers, employees traveling through, or temporary service by regular employees, student missionaries, or other volunteer employees. Countries or areas where the church does not have established work are listed in a half-page table on page 87.

The "number of countries and areas of the world" as listed by the United Nations as of 6 November 2013 is 240. Our count is 237 because we do not count Hong Kong SAR or Macao SAR (or Taiwan) since they are considered part of China (except for the purposes of GM Table 3, where all three are counted); and we do not include Sark as it is part of the Bailiwick of Guernsey.

**Symbols Used in Table 2:**

- + Improvement, but percentage calculation is impossible because the beginning figure is zero.
- Decrease in growth.
- ( ) Negative number.

**GLOBAL MISSION (GM) Table 1**  
**Conferences or Missions Where Each Church**  
**Serves More Than One Million Persons**

Conference, Mission, or Country	Population Estimate (Millions) 2014	Churches 2014	Population Estimate (Millions) Per Church		Conference, Mission, or Country	Population Estimate (Millions) 2014	Churches 2014	Population Estimate (Millions) Per Church	
			2014	1990 or When Organized				2014	1990 or When Organized
<b>EAST-CENTRAL AFRICA DIVISION</b>					<b>EURO-ASIA DIVISION (Cont'd)</b>				
East Kenya Union Conference (Somalia).....	10.8	0	no church	no church	Uzbekistan Field .....	30.7	12	2.6	1.7
Ethiopian Union Mission					(Afghanistan) .....	31.3	0	no church	no church
Tigray Attached Mission .....	4.8	3	1.6	1.0	Trans-Caucasus Union Mission				
West Congo Union Mission					Azerbaijan Mission .....	9.5	5	1.9	2.1
Congo Equatorial Field .....	6.8	6	1.1	no church	<b>NORTHERN ASIA-PACIFIC DIVISION</b>				
Lower Congo Field .....	6.2	5	1.2	3.4	Chinese Union Mission				
Attached Field					(China) .....	1,364.1	1,124	1.2	2.9
Eritrea Mission Field .....	6.5	3	2.2	1.2	Japan Union Conference				
<b>EURO-ASIA DIVISION</b>					East Japan Conference .....	66.1	54	1.2	1.2
Southern Union Mission					West Japan Conference .....	59.6	34	1.8	1.7
Tajikistan Field .....	8.3	3	2.8	1.1	Korean Union Conference				
Turkmenistan Field .....	5.3	1	5.3	5.6	(Korea, Democratic People's Rep. of) .....	24.9	0	no church	no church

Conference, Mission, or Country	Population Estimate (Millions) 2014	Churches 2014	Population Estimate (Millions) Per Church		Conference, Mission, or Country	Population Estimate (Millions) 2014	Churches 2014	Population Estimate (Millions) Per Church	
			2014	1990 or When Organized				2014	1990 or When Organized

TABLE 1—Conferences or Missions Where Each Church Serves More Than One Million Persons (Cont'd)

SOUTHERN ASIA DIVISION				
<b>Northeast India Union Section</b>				
Arunachal Pradesh Region . . . . .	1.5	1	1.5	no church
Assam Region . . . . .	29.5	16	1.8	2.1
<b>Northern India Union Section</b>				
Bihar Region . . . . .	105.8	3	35.3	30.2
Chhattisgarh Region . . . . .	27.4	10	2.7	6.9
Delhi Metro Region . . . . .	17.9	6	3.0	7.0
Eastern Jharkhand Section . . . . .	18.4	14	1.3	1.7
Eastern Uttar Pradesh Region . . . . .	61.8	32	1.9	32.7
Haryana Region . . . . .	28.3	16	1.8	21.0
Himachal Pradesh Region . . . . .	7.3	6	1.2	1.4
Madhya Bharat Section . . . . .	151.3	50	3.0	5.1
Upper Ganges Section . . . . .	123.8	43	2.9	5.8
Western Uttar Pradesh Region . . . . .	39.0	15	2.6	4.2
<b>Southwest India Union Section</b>				
Malabar Region . . . . .	8.4	7	1.2	1.5
<b>Western India Union Section</b>				
Gujarat Conference . . . . .	44.7	42	1.1	4.0
Mumbai Metro Section . . . . .	25.2	20	1.3	1.3
Saurashtra Region . . . . .	16.5	4	4.1	3.6
South Gujarat Region . . . . .	3.9	3	1.3	0.8
Vidharbha Region (Nagpur) . . . . .	24.6	21	1.2	2.3
<b>Attached Field</b>				
Nepal Section . . . . .	27.1	26	1.0	2.7
<b>SOUTHERN ASIA-PACIFIC DIVISION</b>				
<b>Bangladesh Union Mission</b>				
East Bangladesh Mission . . . . .	52.9	25	2.1	16.9
South Bangladesh Mission . . . . .	36.9	34	1.1	0.7
West Bangladesh Mission . . . . .	38.5	28	1.4	2.2
<b>Pakistan Union Section</b>				
Northern Section . . . . .	128.0	86	1.5	2.3
Southern Section . . . . .	66.0	31	2.1	2.9

SOUTHERN ASIA-PACIFIC DIVISION (Cont'd)				
<b>Southeast Asia Union Mission</b>				
Cambodia Adventist Mission . . . . .	14.8	6	2.5	no church
Thailand Mission . . . . .	66.4	51	1.3	1.4
Vietnam Mission . . . . .	90.7	15	6.0	3.2
Lao Attached Field . . . . .	6.8	4	1.7	5.1
<b>West Indonesia Union Mission</b>				
Central Java Mission . . . . .	41.4	35	1.2	1.2
<b>Attached Field</b>				
Timor-Leste Mission . . . . .	1.2	1	1.2	1.1
<b>TRANS-EUROPEAN DIVISION</b>				
<b>Attached Field</b>				
Greek Mission . . . . .	11.0	10	1.1	1.3
<b>WEST-CENTRAL AFRICA DIVISION</b>				
<b>Eastern Sahel Union Mission</b>				
Burkina Faso Mission . . . . .	17.9	11	1.6	3.0
Niger Mission Station . . . . .	18.2	2	9.1	no church
<b>West African Union Mission</b>				
Guinea Mission Station . . . . .	11.6	2	5.8	3.0
<b>Western Sahel Union Mission</b>				
Mali Mission . . . . .	15.9	5	3.2	4.1
Senegal/Mauritania Mission . . . . .	17.9	6	3.0	3.7
<b>ATTACHED TO GENERAL CONFERENCE</b>				
<b>Middle East and North Africa Union Mission</b>				
East Mediterranean Field . . . . .	69.6	7	9.9	2.5
Egypt-Sudan Field . . . . .	126.7	18	7.0	6.8
Gulf Field . . . . .	77.5	14	5.5	5.7
Iran Section . . . . .	77.4	2	38.7	18.5
Maghreb Section . . . . .	90.2	5	18.0	75.3
Turkey-North Cyprus Field . . . . .	77.5	2	38.8	37.6
(Palestine, State of) . . . . .	4.4	0	no church	no church

**GLOBAL MISSION (GM) Table 1a**  
**Countries and Areas of the World Where**  
**Seventh-day Adventist Work is Not Currently Established**  
**As of December 31, 2014**

Country or Area of the World	Continent	Division/Attached Field	Population Estimate mid-2014	Country or Area of the World	Continent	Division/Attached Field	Population Estimate mid-2014
Afghanistan . . . . .	Asia . . . . .	Euro-Asia . . . . .	31,281,000	Mauritania . . . . .	Africa . . . . .	West-Central Africa . . . . .	3,984,000
Aland Islands . . . . .	Europe . . . . .	Trans-European . . . . .	29,000	Monaco . . . . .	Europe . . . . .	Inter-European . . . . .	37,000
Brunei Darussalam . . . . .	Asia . . . . .	Southern Asia-Pacific . . . . .	419,000	Palestine, State of . . . . .	Asia . . . . .	Inter-European . . . . .	4,400,000
Comoros . . . . .	Africa . . . . .	Southern Africa-Indian Ocean . . . . .	748,000	Saint Barthelemy . . . . .	North America . . . . .	Inter-American Division . . . . .	7,000
Gibraltar . . . . .	Europe . . . . .	Inter-European . . . . .	29,000	Saint Pierre and Miquelon . . . . .	North America . . . . .	North American . . . . .	6,000
Greenland . . . . .	North America . . . . .	Trans-European . . . . .	56,000	San Marino . . . . .	Europe . . . . .	Inter-European . . . . .	33,000
Guernsey . . . . .	Europe . . . . .	Trans-European . . . . .	63,000	Somalia . . . . .	Africa . . . . .	East-Central Africa . . . . .	10,806,000
Holy See . . . . .	Europe . . . . .	Inter-European . . . . .	1,000	Svalbard and Jan Mayen Islands . . . . .	Europe . . . . .	Trans-European . . . . .	2,000
Jersey . . . . .	Europe . . . . .	Trans-European . . . . .	99,000	Syrian Arab Republic . . . . .	Asia . . . . .	Middle East and North Africa Un . . . . .	21,987,000
Korea, Democratic People's Rep of . . . . .	Asia . . . . .	Northern Asia-Pacific . . . . .	24,852,000	Tokelau . . . . .	Oceania . . . . .	South Pacific . . . . .	1,000
Maldives . . . . .	Asia . . . . .	Southern Asia . . . . .	370,000	Western Sahara . . . . .	Africa . . . . .	Middle East and North Africa Un . . . . .	586,000

**Summary**

Countries and areas of the world as recognized by the United Nations . . . . .	237
Countries and areas of the world in which Seventh-day Adventist work is established . . . . .	215
Countries and areas of the world in which Seventh-day Adventist work is not established (listed above) . . . . .	22
Estimated population of the world as of June 30, 2014 . . . . .	7,238,184,000
Estimated population of countries and areas of the world in which Seventh-day Adventist work is established . . . . .	7,138,388,000
Estimated population of countries and areas of the world in which Seventh-day Adventist work is <i>not</i> established (listed above) . . . . .	99,796,000

## GENERAL STATISTICS FOR 2014

## GLOBAL MISSION

## (GM) Table 2

## Seventh-day Adventist Presence in \*Countries and Areas of the World

(\*Please see "Definitions" on page 86 of this report.)

Country or Area of the World	Division	Continent	Ordained Ministers 2014	Churches 2014	Companies 2014	Church Membership 2014	Population Estimate (Thousands) 2014	Adventist Deaths Per Thousand	General Population Deaths Per Thousand	Church Membership Per Million Population	Population Per Member Ratio**	% Net Membership Growth	
												Over Last Year	Over Last 10 Years
Afghanistan	ESD	As	0	0	0	5	31,281	0.00	8.12	0	5,213,500	0	400
Aland Islands	TED	Eur	0	0	0	10	29	0.00	8.66	345	2,636	0	(17)
Albania	TED	Eur	4	5	0	408	2,981	0.00	7.06	137	7,289	6	46
Algeria	MENA	Afr				74	39,106	0.00	5.90	2	521,413	0	174
American Samoa	SPD	Oc	3	10	5	1,785	67	0.00	4.68	26,642	38	0	27
Andorra	EUD	Eur	1	0	1	10	76	0.00	3.14	132	6,909	0	+
Angola	SID	Afr	144	1,140	1,880	411,445	22,364	3.12	14.20	18,398	54	(5)	53
Anguilla	IAD	NA	1	3	1	1,081	18	0.97	4.54	60,056	17	5	72
Antigua and Barbuda	IAD	NA	8	30	2	9,269	89	3.64	5.40	104,146	10	2	21
Argentina	SAD	SA	136	575	442	108,480	42,669	5.05	7.30	2,542	393	2	22
Armenia	ESD	As	4	19	9	848	3,013	13.21	9.00	281	3,549	2	(11)
Aruba	IAD	NA	3	8	1	857	108	2.40	8.09	7,935	126	3	86
Australia	SPD	Oc	251	421	105	59,078	23,521	10.05	6.39	2,512	398	2	14
Austria	EUD	Eur	21	50	11	4,121	8,531	10.88	9.38	483	2,070	2	12
Azerbaijan	ESD	As	2	5	6	531	9,538	13.36	5.80	56	17,929	1	(21)
Bahamas	IAD	NA	19	59	2	24,514	373	0.97	5.48	65,721	15	4	77
Bahrain	MENA	As				70	1,319	0.00	1.90	53	18,577	19	180
Bangladesh	SSD	As	21	122	289	29,839	158,513	1.34	5.75	188	5,312	5	31
Barbados	IAD	NA	7	58	1	18,674	284	3.12	8.00	65,754	15	0	12
Belarus	ESD	Eur	22	66	28	4,073	9,470	13.55	13.30	430	2,324	0	(16)
Belgium	EUD	Eur	7	30	3	2,390	11,200	8.38	9.85	213	4,684	5	41
Belize	IAD	NA	9	90	37	40,898	358	0.68	4.00	114,240	9	2	46
Benin	WAD	Afr	7	18	41	2,924	10,279	0.00	9.60	284	3,514	(52)	(13)
Bermuda	NAD	NA	7	11	1	3,922	63	4.63	8.06	62,254	16	1	5
Bhutan	SUD	As	0	7	28	678	746	1.57	6.40	909	1,099	6	+
Bolivia, Plurinational State of	SAD	SA	61	356	719	106,621	10,305	1.31	7.19	10,347	97	9	(25)
Bonaire, Sint Eustatius, and Saba	IAD	NA	7	4	1	758	25	5.60	8.41	30,320	33	6	51
Bosnia and Herzegovina	TED	Eur	5	23	0	598	3,828	10.17	9.35	156	6,391	1	(12)
Botswana	SID	Afr	22	126	95	40,197	2,039	1.17	17.00	19,714	51	7	62
Brazil	SAD	SA	1,477	8,106	8,334	1,513,038	202,769	4.63	6.04	7,462	134	5	14
British Virgin Islands	IAD	NA	3	8	0	1,864	28	1.69	4.93	66,571	15	5	44
Brunei Darussalam	SSD	As	0	0	0	0	419	0.00	3.08	-	419,000	0	0
Bulgaria	EUD	Eur	54	119	122	7,294	7,226	20.46	14.40	1,009	991	(1)	(6)
Burkina Faso	WAD	Afr	3	11	63	4,208	17,886	0.24	11.30	235	4,249	3	50
Burundi	ECD	Afr	28	377	414	109,138	10,483	1.99	12.90	10,411	96	11	28
Cambodia	SSD	As	7	6	27	6,355	14,804	1.14	6.08	429	2,329	3	46
Cameroon	WAD	Afr	82	909	503	88,770	22,789	4.07	12.00	3,895	257	5	(17)
Canada	NAD	NA	235	377	81	67,897	35,549	6.85	7.26	1,910	524	2	26
Cape Verde	WAD	Afr	5	32	31	7,891	508	0.92	5.10	15,533	64	4	71
Cayman Islands	IAD	NA	6	16	1	5,551	59	3.20	5.41	94,085	11	5	113
Central African Republic	WAD	Afr	4	51	45	6,215	4,779	4.22	15.21	1,300	769	5	(24)
Chad	WAD	Afr	5	42	14	2,303	13,285	10.35	14.60	173	5,766	4	(18)
Chile	SAD	SA	137	665	377	101,624	17,711	8.53	5.50	5,738	174	(7)	(14)
China	NSD	As	123	1,124	3,611	417,827	1,364,072	1.86	7.16	306	3,265	1	24
Colombia	IAD	SA	162	1,515	978	316,693	47,662	7.09	5.80	6,645	150	1	43
Comoros	SID	Afr	0	0	0	0	748	0.00	8.80	-	748,000	0	0
Congo	WAD	Afr	3	15	5	746	4,559	1.29	10.30	164	6,103	(4)	17
Congo, Democratic Republic of the	ECD	Afr	309	1,916	1,613	524,905	71,167	2.32	16.00	7,376	136	5	10
Cook Islands	SPD	Oc	4	15	2	961	16	11.90	7.80	60,063	17	4	23
Costa Rica	IAD	NA	26	237	77	72,694	4,773	4.12	4.20	15,230	66	1	65
Cote d'Ivoire	WAD	Afr	8	60	88	5,633	20,805	5.46	14.30	271	3,693	10	(41)
Croatia	TED	Eur	16	84	11	2,785	4,238	14.03	13.25	657	1,521	0	(13)
Cuba	IAD	NA	53	323	144	31,530	11,150	19.58	8.00	2,828	354	(7)	29
Curacao	IAD	NA	1	27	3	7,319	155	5.93	8.19	47,219	21	3	64
Cyprus	TED	As	3	2	0	87	1,157	0.00	6.67	75	13,148	(2)	19
Czech Republic	EUD	Eur	49	144	28	7,551	10,511	5.99	10.39	718	1,392	0	(1)
Denmark	TED	Eur	12	44	1	2,420	5,639	24.42	9.30	429	2,329	(2)	(7)
Djibouti	ECD	Afr	0	0	0	0	886	0.00	8.80	-	886,000	0	0
Dominica	IAD	NA	5	23	5	6,971	71	0.59	8.25	98,183	10	3	13
Dominican Republic	IAD	NA	102	747	497	299,199	10,378	2.17	6.09	28,830	35	1	38
Ecuador	SAD	SA	35	250	397	59,769	16,027	3.21	4.90	3,729	268	3	14
Egypt	MENA	Afr				741	87,900	9.54	6.40	8	118,464	1	(8)
El Salvador	IAD	NA	33	708	236	197,974	6,384	4.33	6.50	31,011	32	(6)	53
Equatorial Guinea	WAD	Afr	3	6	18	1,202	778	1.72	13.30	1,545	647	(31)	(27)
Eritrea	ECD	Afr	0	3	12	526	6,536	0.00	6.80	80	12,402	0	5
Estonia	TED	Eur	7	19	0	1,530	1,308	15.78	11.76	1,170	854	(3)	(13)
Ethiopia	ECD	Afr	143	901	368	162,588	95,933	2.77	7.77	1,695	590	13	16
Faeroe Islands	TED	Eur	0	1	0	58	48	0.00	8.17	1,208	814	(2)	(6)
Falkland Islands (Malvinas)	SAD	SA	0	0	0	0	3	0.00	0.00	-	3,000	0	0
Fiji	SPD	Oc	31	159	101	24,732	864	1.13	7.50	28,625	35	3	0
Finland	TED	Eur	8	64	6	4,848	5,434	17.46	9.51	892	1,121	0	(8)
France	EUD	Eur	52	122	24	13,712	64,064	4.28	8.80	214	4,672	3	28
French Guiana	IAD	SA	2	11	6	2,634	260	0.00	3.20	10,131	99	6	26



# STATISTICAL REPORT FOR 2014

**89**

Country or Area of the World	Division	Continent	Ordained Ministers 2014	Churches 2014	Companies 2014	Church Membership 2014	Population Estimate (Thousands) 2014	Adventist Deaths Per Thousand	General Population Deaths Per Thousand	Church Membership Per Million Population	Population Per Member Ratio**	% Net Membership Growth	
												Over Last Year	Over Last 10 Years
French Polynesia	SPD	Oc	5	39	18	4,948	271	7.22	5.70	18,258	55	5	8
Gabon	WAD	Afr	3	15	14	2,942	1,711	1.51	9.20	1,719	581	11	11
Gambia	WAD	Afr	1	5	8	287	1,909	6.80	9.80	150	6,628	(2)	(56)
Georgia	ESD	As	3	9	5	386	4,785	10.84	10.80	81	12,364	5	10
Germany	EUD	Eur	196	559	30	34,811	80,900	14.15	10.82	430	2,324	0	(3)
Ghana	WAD	Afr	254	1,376	1,932	261,783	27,045	2.62	9.40	9,680	103	(36)	(14)
Gibraltar	EUD	Eur	1	0	0	3	29	0.00	8.33	103	7,250	0	+
Greece	TED	Eur	3	10	11	438	10,972	0.00	10.52	40	24,993	7	(4)
Greenland	TED	NA	0	0	0	0	56	0.00	0.00	—	56,000	0	—
Grenada	IAD	NA	6	45	4	13,872	112	1.98	7.38	123,857	8	1	31
Guadeloupe	IAD	NA	10	64	11	12,325	406	3.40	7.11	30,357	33	2	14
Guam	NAD	Oc	5	7	2	1,255	161	6.47	5.17	7,795	128	2	30
Guatemala	IAD	NA	36	857	260	237,494	15,860	4.08	5.20	14,974	67	(4)	57
Guernsey	TED	Eur	0	0	0	0	63	0.00	0.00	—	63,000	0	0
Guinea	WAD	Afr	1	2	26	1,801	11,579	1.25	11.60	156	6,426	13	118
Guinea-Bissau	WAD	Afr	1	4	11	2,959	1,746	0.00	12.60	1,695	590	10	32
Guyana	IAD	SA	13	149	52	61,389	745	2.55	6.70	82,401	12	2	34
Haiti	IAD	NA	92	557	507	420,652	10,753	0.94	8.70	39,120	26	3	48
Holy See	EUD	Eur	0	0	0	0	1	0.00	0.00	—	1,000	0	0
Honduras	IAD	NA	24	447	218	181,749	8,200	3.60	4.70	22,165	45	(32)	25
Hong Kong Special Administrative Region (China)	NSD	As	16	17	1	4,870	7,241	7.30	6.00	673	1,487	2	20
Hungary	TED	Eur	34	104	19	4,653	9,893	15.37	12.80	470	2,126	(1)	1
Iceland	TED	Eur	2	6	1	477	328	10.37	6.60	1,454	686	(1)	(15)
India	SUD	As	383	4,344	4,944	1,517,570	1,296,245	0.45	7.10	1,171	854	1	65
Indonesia	SSD	As	606	1,653	624	202,816	251,452	2.39	6.29	807	1,240	6	6
Iran (Islamic Republic of)	MENA	As				99	77,356	0.00	5.21	1	773,560	14	395
Iraq	MENA	As				96	35,111	0.00	5.22	3	361,969	0	(48)
Ireland	TED	Eur	4	5	4	508	4,607	2.29	6.50	110	9,051	17	250
Isle of Man	TED	Eur	0	1	0	29	87	0.00	10.06	333	2,900	0	+
Israel	ISRF	As	4	11	9	831	8,208	5.03	5.10	101	9,865	5	(5)
Italy	EUD	Eur	35	110	19	9,466	61,339	5.66	10.04	154	6,479	(1)	33
Jamaica	IAD	NA	109	682	56	285,759	2,721	2.53	7.10	105,020	10	3	37
Japan	NSD	As	44	102	48	15,246	127,060	13.37	10.10	120	8,333	0	1
Jersey	TED	Eur	0	0	0	0	99	0.00	0.00	—	99,000	0	0
Jordan	MENA	As				179	7,558	0.00	3.70	24	41,989	0	17
Kazakhstan	ESD	As	18	42	24	2,749	17,285	12.56	8.08	159	6,285	(1)	(14)
Kenya	ECD	Afr	509	5,045	3,864	824,185	43,210	2.52	8.50	19,074	52	4	55
Kiribati	SPD	Oc	5	14	15	2,589	111	0.41	8.50	23,324	43	6	62
Korea, Democratic People's Republic of+	NSD	As	0	26	0	866	24,852	0.00	9.10	35	28,664	0	0
Korea, Republic of	NSD	As	596	688	173	240,760	50,424	0.46	5.30	4,775	209	2	32
Kuwait	MENA	As				193	3,656	0.00	1.80	53	18,845	1	21
Kyrgyzstan	ESD	As	7	13	14	735	5,834	21.05	6.50	126	7,927	(3)	(48)
Lao People's Democratic Republic	SSD	As	5	4	10	1,279	6,843	0.00	6.10	187	5,346	(40)	214
Latvia	TED	Eur	19	52	0	3,953	1,990	13.40	14.30	1,986	503	(2)	1
Lebanon	MENA	As				283	4,966	0.00	4.45	57	17,486	0	(28)
Lesotho	SID	Afr	2	39	28	8,002	1,917	1.56	20.69	4,174	240	4	56
Liberia	WAD	Afr	12	69	67	15,834	4,397	3.11	9.00	3,601	278	2	(25)
Libya	MENA	Afr				121	6,253	0.00	4.20	19	51,254	0	78
Liechtenstein	EUD	Eur	0	0	0	9	37	125.00	6.32	243	3,700	13	200
Lithuania	TED	Eur	10	18	14	833	2,930	2.28	14.04	284	3,513	(5)	(10)
Luxembourg	EUD	Eur	1	2	0	121	556	0.00	7.00	218	4,557	17	86
Macao Special Administrative Region (China)	NSD	As	1	2	1	276	621	0.00	3.23	444	2,242	5	45
Macedonia, The Former Yugoslav Republic of	TED	Eur	5	15	8	544	2,066	9.04	9.30	263	3,791	(2)	(11)
Madagascar	SID	Afr	90	797	1,155	134,705	22,445	1.01	6.90	6,002	167	8	56
Malawi	SID	Afr	96	1,390	1,739	452,994	16,829	3.89	11.50	26,917	37	6	88
Malaysia	SSD	As	45	271	155	54,780	30,098	1.97	4.70	1,820	549	2	28
Maldives	SUD	As	0	0	0	0	370	0.00	3.40	—	370,000	0	0
Mali	WAD	Afr	0	5	21	1,639	15,932	0.00	13.37	103	9,715	2	33
Malta	EUD	Eur	1	1	0	31	427	0.00	8.10	73	13,344	0	82
Marshall Islands	NAD	Oc	2	3	6	751	55	8.02	4.40	13,655	73	0	25
Martinique	IAD	NA	8	69	5	15,815	384	3.93	7.30	41,185	24	2	12
Mauritania	WAD	Afr	0	0	1	62	3,984	0.00	8.70	16	63,238	44	1,450
Mauritius	SID	Afr	9	33	5	4,770	1,261	3.80	7.50	3,783	264	1	25
Mayotte	SID	Afr				0	224	0.00	3.11	—	224,000	0	0
Mexico	IAD	NA	443	3,597	4,242	692,401	119,713	4.07	5.68	5,784	173	2	26
Micronesia (Federated States of)	NAD	Oc	2	7	0	1,716	103	0.62	4.25	16,660	60	7	86
Moldova, Republic of	ESD	Eur	37	152	90	9,385	4,110	16.79	10.70	2,283	438	(3)	(18)
Monaco	EUD	Eur	0	0	0	0	37	0.00	6.81	—	37,000	0	0
Mongolia	NSD	As	7	5	6	2,110	2,857	0.00	5.70	739	1,353	6	193
Montenegro	TED	Eur	2	5	0	252	619	8.13	9.55	407	2,447	2	(2)
Montserrat	IAD	NA	0	2	1	1,024	5	0.00	6.52	204,800	5	(10)	(10)
Morocco	MENA	Afr				53	33,304	0.00	6.30	2	616,741	0	342
Mozambique	SID	Afr	44	1,031	1,641	327,052	25,059	1.10	13.20	13,051	77	4	68
Myanmar	SSD	As	39	230	102	29,157	53,719	4.24	8.53	543	1,842	4	21
Namibia	SID	Afr	10	97	33	18,949	2,348	1.41	7.20	8,070	124	3	25
Nauru	SPD	Oc	0	1	0	45	11	40.00	7.18	4,091	239	80	88
Nepal	SUD	As	0	26	82	8,990	27,140	0.11	6.75	331	3,019	1	249
Netherlands	TED	Eur	22	56	17	5,706	16,827	9.42	8.41	339	2,948	1	27

Table 2—Seventh-day Adventist Presence in Countries and Areas of the World (Cont'd)



Country or Area of the World	Division	Continent	Ordained Ministers 2014	Churches 2014	Companies 2014	Church Membership 2014	Population Estimate (Thousands) 2014	Adventist Deaths Per Thousand	General Population Deaths Per Thousand	Church Membership Per Million Population	Population Per Member Ratio**	% Net Membership Growth	
												Over Last Year	Over Last 10 Years
United States Virgin Islands	IAD	NA	10	13	2	8,776	107	2.42	8.24	82,019	12	1	15
Uruguay	SAD	SA	17	54	35	8,233	3,419	8.87	9.30	2,408	415	3	16
Uzbekistan	ESD	As	2	12	5	755	30,739	10.57	4.80	25	40,660	0	(43)
Vanuatu	SPD	Oc	13	85	130	21,354	271	1.04	5.00	78,797	13	11	41
Venezuela (Bolivarian Republic of)	IAD	SA	95	1,099	532	286,330	30,206	0.98	5.18	9,479	105	2	113
Viet Nam	SSD	As	12	15	133	11,593	90,655	0.27	7.00	128	7,819	2	47
Wallis and Futuna Islands	SPD	Oc	0	0	1	15	13	0.00	4.95	1,154	813	0	+
Western Sahara	MENA	Afr				0	586	0.00	5.60	-	586,000	0	0
Yemen	MENA	As				0	25,956	0.00	8.10	-	25,956,000	0	0
Zambia	SID	Afr	157	2,338	3,800	1,006,957	15,111	1.75	10.50	66,637	15	11	114
Zimbabwe	SID	Afr	97	1,903	2,253	803,521	14,707	1.29	9.10	54,635	18	5	70

SUMMARY

Africa	2,999	27,273	28,645	7,028,890	1,136,446		6,185	162	3	50	
Asia	2,491	13,638	12,652	3,509,919	4,350,788		807	1,240	3	38	
Europe	1,440	5,459	1,641	372,041	740,833		502	1,991	0	(3)	
North America	4,152	15,263	7,515	4,132,871	561,449		7,361	136	(2)	32	
Oceania	619	2,049	3,586	434,370	38,612		11,250	89	2	14	
South America	2,394	15,128	15,174	3,000,891	410,056		7,318	137	3	6	
<b>WORLD TOTALS 2014</b>	<b>14,095</b>	<b>78,810</b>	<b>69,213</b>	<b>18,478,982</b>	<b>7,238,184</b>		<b>2,553</b>	<b>392</b>	<b>2</b>	<b>33</b>	
<b>WORLD TOTALS 2013</b>	<b>13,790</b>	<b>76,364</b>	<b>68,844</b>	<b>18,143,745</b>	<b>7,133,547</b>	<b>3.06</b>	<b>7.84</b>	<b>2,543</b>	<b>393</b>	<b>1</b>	<b>35</b>

Note—Statistics for some countries or areas are not available.

\*\*Population per member is calculated as population divided by members plus one (to avoid dividing by zero).

+No report since 1959.

GLOBAL MISSION

(GM) Table 3

10/40 Window

Matthew 24:14: “And this gospel of the kingdom will be preached in the whole world as a testimony to all nations, and then the end will come.” NIV

The 10/40 Window describes a rectangular-shaped region of the world map in the eastern hemisphere between the 10 and 40 northern lines of latitude, which includes North Africa, the Middle East, and Asia, where more than 60% of the world’s population live. This region is home to some of the largest people groups who do not have access to the Gospel message. The majority of the world’s least evangelized countries and a great number of the poor are within the 10/40 Window. It contains three of the world’s dominant religions: Islam, Hinduism, and Buddhism, plus the non-religious. Much of this region also has Biblical and historical significance.

Countries and Areas in the 10/40 Window

Afghanistan	China	Iraq	Malaysia	Palestine, State of	Timor-Leste
Albania	Djibouti	Israel	Maldives	Qatar	Tunisia
Algeria	Egypt	Japan	Mali	Saudi Arabia	Turkey
Azerbaijan	Eritrea	Jordan	Mauritania	Senegal	Turkmenistan
Bahrain	Ethiopia	Kazakhstan	Mongolia	Somalia	United Arab Emirates
Bangladesh	Gambia	Korea, North	Morocco	South Sudan	Uzbekistan
Benin	Guinea	Kuwait	Myanmar	Sri Lanka	Viet Nam
Bhutan	Guinea-Bissau	Kyrgyzstan	Nepal	Sudan	Western Sahara
Brunei Darussalam	Hong Kong SAR (China)	Lao People’s Democratic Rep	Niger	Syria	Yemen
Burkina Faso	India	Lebanon	Nigeria	Taiwan (China)	
Cambodia	Indonesia	Libya	Oman	Tajikistan	
Chad	Iran	Macao SAR (China)	Pakistan	Thailand	

General Church Statistics Inside and Outside the 10/40 Window 2014

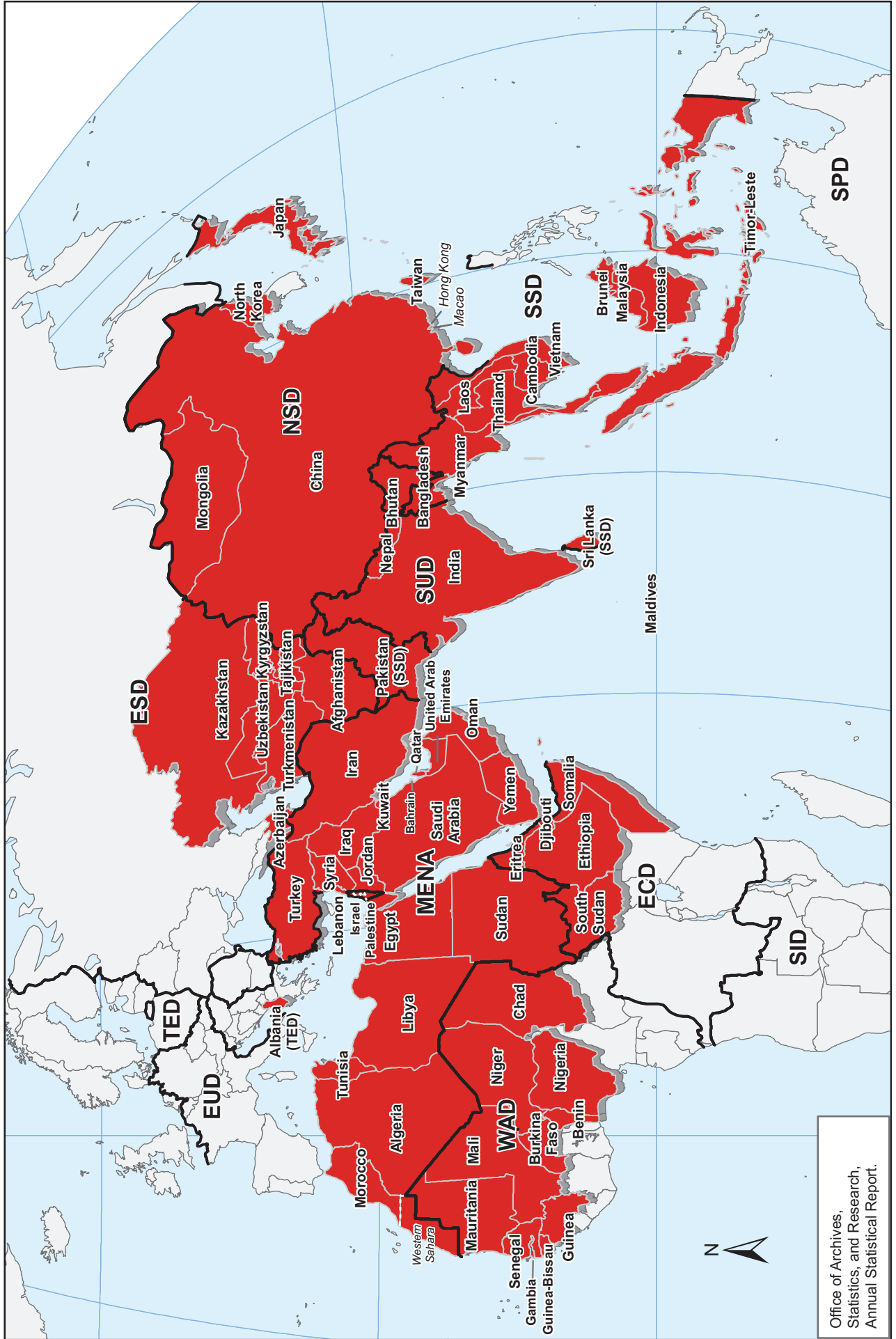
	Number of Countries	Ordained Ministers	Churches	Companies	Church Membership	Population Estimate (Thousands) Mid-2014	Population Per Member Ratio
Inside the 10/40 Countries	69	1,929	10,523	12,405	2,760,590	4,817,999	1,745
Outside the 10/40 Countries	168	12,970	68,287	56,808	15,718,392	2,420,335	154

Number of Seventh-day Adventist Institutions as Listed in the SDA Yearbook in the 10/40 Window 2014

	Food Industries	Hospitals	Media Centers	Radio and TV Stations	Medical/Dental Clinics and Air Bases	Nursing Homes/ Retirement Centers	Orphanages	Publishing Houses	Tertiary Schools	Secondary Schools
Inside the 10/40 Countries	4	33	2	4	56	5	3	12	19	114
Outside the 10/40 Countries	12	138	14	100	295	84	24	47	84	486

### Seventh-day Adventist Mission Challenge:

The countries of the “10/40 Window” (approved by the GC Mission Board) and the World Divisions to which they are assigned.



Office of Archives,  
Statistics, and Research,  
Annual Statistical Report.

LANGUAGES AND DIALECTS IN WHICH SEVENTH-DAY ADVENTIST PUBLICATIONS ARE NOW IN PRINT

Table 31

Language or Dialect	Country or Area of the World	Language or Dialect	Country or Area of the World	Language or Dialect	Country or Area of the World
<b>East-Central Africa Division</b>					
Acholi	South Sudan; Uganda	Shilluk (Chulla)	South Sudan	Chinese, Mandarin	Canada; United States of America
Afar	Ethiopia	Sidamo (Sidamina)	Ethiopia	Chinese, Yue (Cantonese)	United States of America
Aja	South Sudan	Sukuma (Kisukuma)	Tanzania, United Republic of	Chuukese (Truk; Trukese)	Micronesia (Federated States of)
Alur (Lur)	Congo, Democratic Republic of the; Uganda	Swahili (Kiswahili)	Kenya; Tanzania, United Republic of	Danish	United States of America
Amharic (Amarigna)	Ethiopia	Swahili, Congo (Zaire Swahili)	Congo, Democratic Republic of the	English	Bermuda; Canada; Guam; Northern Mariana Islands; United States of America
Anuak (Anyuak, Anywaa)	South Sudan	Tigrigna (Tigrinya)	Eritrea; Ethiopia	Estonian	United States of America
Baka	South Sudan	Wolaytta (Wolaitta)	Ethiopia	Fijian	United States of America
Bangala (Ngala)	Congo, Democratic Republic of the	Zande (Azande)	Congo, Democratic Republic of the; South Sudan	Filipino	United States of America
Bari: Kuku	South Sudan			Finnish	United States of America
Bena (Ekibena)	Tanzania, United Republic of	<b>Euro-Asia Division</b>		French	Canada; United States of America
Chiga (Rukiga)	Uganda	Armenian	Armenia	French, Cajun	United States of America
Dawro (Kullo)	Ethiopia	Avar	Russian Federation	German, Standard	United States of America
Didinga	South Sudan	Azerbaijani, North	Azerbaijan	Ghananian Languages	Canada; United States of America
Dinka	South Sudan	Chechen	Russian Federation	Greek	United States of America
Ekegusii (Gusii, Kisii)	Kenya	Erzya (Mordvin)	Russian Federation	Gusii (Kisii)	United States of America
French	Burundi; Congo, Democratic Republic of the; Rwanda	Georgian	Georgia	Haitian Creole French	United States of America
Ganda (Luganda)	Uganda	Hungarian	Ukraine	Hausa	United States of America
Gikuyu (Kikuyu)	Kenya	Kabardian	Russian Federation	Hmong	United States of America
Gurage (alt of Sebat Bet Gurage)	Ethiopia	Karachay-Balkar: Balkar	Russian Federation	Hmong Daw (Meo Kao)	United States of America
Ha (Kihya)	Tanzania, United Republic of	Kazakh	Kazakhstan	Hungarian	Canada; United States of America
Hadiyya (Guddelign; *Gudeilla; *Hadiyigna*)	Ethiopia	Kyrgyz	Kyrgyzstan	Igbo (Ibo)	United States of America
Haya (Ekihaya)	Tanzania, United Republic of	Ossetic (Osetin)	Russian Federation	Ilocano	United States of America
Hema (Kihema)	Congo, Democratic Republic of the	Romanian (Rumanian)	Moldova, Republic of; Ukraine	Indonesian	United States of America
Jita (Kijita)	Tanzania, United Republic of	Russian	Armenia; Azerbaijan; Belarus; Georgia; Kazakhstan; Kyrgyzstan; Moldova, Republic of; Russian Federation; Tajikistan; Turkmenistan; Ukraine; Uzbekistan	Italian	United States of America
Kakwa	Congo, Democratic Republic of the; South Sudan	Tajiki	Tajikistan	Japanese	United States of America
Kalenjin: Nandi, Kipsigis, Tugen	Kenya	Tatar	Russian Federation	Karen	United States of America
Kamba (Kikamba)	Kenya	Turkmen	Turkmenistan	Karen, S'gaw	United States of America
Kambaata (Kembata)	Ethiopia	Ukrainian	Ukraine	Khmer, Central (Cambodia)	Canada; United States of America
Keliko	South Sudan	Uzbek, Northern	Uzbekistan	Rwanda (Kinyarwanda)	United States of America
Kimiiru (Kimeru, Meru)	Kenya			Korean	Canada; United States of America
Kinga (Ekikinga)	Tanzania, United Republic of	<b>Inter-American Division</b>		Kusaie (Kosrae; Kosraean)	Micronesia (Federated States of)
Kipare (alt of Asu)	Tanzania, United Republic of	Akawaio	Guyana; Venezuela (Bolivarian Republic of)	Lao (Laotian)	United States of America
Konzo (Konjo, Lhukonzo, Olukonjo)	Uganda	Bribri	Costa Rica	Lau	United States of America
Koongo (Kikoongo): Fioti Kuria (Kikuria)	Congo, Democratic Republic of the	French	French Guiana; Guadeloupe; Haiti; Martinique	Luyia (Luhya)	United States of America
Lamang (Waha)	Tanzania, United Republic of	Hindustani, Samami (Caribbean Hindustani)	Suriname	Marshallse	Marshall Islands
Lango	Uganda	Kuna, San Blas (San Blas Cuna)	Costa Rica; Panama	Navaho (Navajo)	United States of America
Lega-Shabunda (Kilega)	Congo, Democratic Republic of the	Miskito (Mosquito)	Honduras; Nicaragua	Ngatik Men's Creole (Ngatikese)	United States of America
Lendu (Bbadha; Kilendu)	Congo, Democratic Republic of the	Papiamentu (Papiamento)	Aruba; Curacao	Norwegian, Bokmal	United States of America
Lingala	Congo, Democratic Republic of the	Spanish	Colombia; Costa Rica; Cuba; Dominican Republic; El Salvador; Guatemala; Honduras; Mexico; Nicaragua; Panama; Puerto Rico; Venezuela (Bolivarian Republic of)	Palauan (Palau)	Palau
Low Lugbara (alt of Aringa)	Uganda			Panjabi, Eastern (Punjabi)	United States of America
Luba-Kasai (Ciluba; Tshiluba)	Congo, Democratic Republic of the	<b>Inter-European Division</b>		Pidgin, Nigerian	United States of America
Lugbara (High Lugbara)	Congo, Democratic Republic of the	Bulgarian	Bulgaria	Pingelap (Pingelapese)	Micronesia (Federated States of)
Luo	Kenya; Tanzania, United Republic of	Catalan	Spain	Polish	United States of America
Lusengo: Mongo (Kimongo*)	Congo, Democratic Republic of the	Czech	Czech Republic	Ponapean (Pohnpeian)	Micronesia (Federated States of)
Luyia (Luyha)	Kenya	French	Belgium; France; Switzerland	Portuguese	Canada; United States of America
Maasai (Kimaasai)	Kenya; Tanzania, United Republic of	German, Standard	Austria; Germany; Switzerland	Romanian (Rumanian)	Canada; United States of America
Ma'di	South Sudan; Uganda	Hungarian	Romania	Russian	United States of America
Mandari (Mundari)	South Sudan	Italian	Italy; Switzerland	Samoan	United States of America
Mochi (Chagga)	Tanzania, United Republic of	Maltese	Malta	Serbo-Croatian (Croatian; Serbian)	Canada; United States of America
Moro	South Sudan	Portuguese	Portugal	Shona	United States of America
Mundu	South Sudan	Romanian	Romania; Spain	Slavic	United States of America
Nande (Kinandi, Nandi)	Congo, Democratic Republic of the	Russian	Germany	Spanish	Bermuda; Canada; United States of America
Njalgulule (Ngulgule)	South Sudan	Slovak (Slovakian)	Slovakia	Sunda (Sundanese)	United States of America
Nuer (Naath)	South Sudan	Spanish	Spain	Swahili	United States of America
Nyakyusa-Ngonde (Nyakusa)	Tanzania, United Republic of	Turkish	Bulgaria	Swedish	United States of America
Nyamwezi (Kinyamwezi)	Tanzania, United Republic of	Vlaams (Flemish)	Belgium	Tagalog	Canada; Guam; United States of America
Nyankore (Nyankole, Ulunyankole)	Uganda			Thai	United States of America
Nyoro (Runyoro)	Uganda	<b>North American Division</b>		Tongan (Tonga)	United States of America
Oromo, West Central (Oromiffa)	Ethiopia	Afrikaans	United States of America	Ukrainian	Canada; United States of America
Otuho (Lotuka)	South Sudan	Akan: Twi (Ghana)	United States of America	Vietnamese	United States of America
Reel (Atwot)	South Sudan	Armenian	United States of America	Vlaams (Flemish)	United States of America
Rundi (Kirundi)	Burundi; Congo, Democratic Republic of the	Burmese	United States of America	Yoruba (Nigerian Language)	United States of America
Runyakitara (Standard'n of Nyankore-Chiga, Nyoro Tooro)	Uganda	Cebuano (Visayan) Filipino Language	United States of America	Yugoslavian*	Canada
Rwanda (Kinyarwanda, Runyarwanda)	Congo, Democratic Republic of the; Rwanda; Uganda	Chamorro	Guam; Northern Mariana Islands		
Shi (Kishi)	Congo, Democratic Republic of the			<b>Northern Asia-Pacific Division</b>	

Language or Dialect	Country or Area of the World
Mongolian, Peripheral	China
Paiwan	Taiwan (China)
<b>South American Division</b>	
Aymara, Central	Bolivia (Plurinational State of); Ecuador
Aymara, Southern	Peru
German, Standard	Brazil
Guarani, Paraguayan	Paraguay
Japanese	Brazil; Paraguay
Karaja	Brazil
Portuguese	Brazil
Quechua, Cuzco	Peru
Quechua, South Bolivian	Bolivia (Plurinational State of)
Quichua, Chimborazo	Ecuador
Highland	
Romanian	Chile
Spanish	Argentina; Bolivia (Plurinational State of); Chile; Ecuador; Paraguay; Peru; Uruguay
<b>South Pacific Division</b>	
Afrikaans	New Zealand
Ambae, East	Vanuatu
Ambrym, North	Vanuatu
Apma: Suru Rabwanga	Vanuatu
Babatana: Avaso	Solomon Islands
Bilua	Solomon Islands
Bughotu	Solomon Islands
Chinese, Mandarin	Australia
Croatian	Australia
Daakaka (Baiap; Dakaka; South Ambrym)	Vanuatu
Efate, North: Tongoa	Vanuatu
English	Australia; New Zealand
Epi*	Vanuatu
Fijian (Fiji; Ra; * Rabi*)	Australia; Fiji; New Zealand
French	French Polynesia; New Caledonia; New Zealand
Indian*	Fiji
Italian	Australia
Kiribati (Ikiribati): Banaban	Fiji; Kiribati
Korean	Australia; New Zealand
Kuanua (Tolai)	Papua New Guinea
Kwara'ae	Solomon Islands
LangaLanga	Solomon Islands
Lenakel	Vanuatu
Lengo	Solomon Islands
Lopevi*	Vanuatu
Malekulan*	Vanuatu
Malua Bay (Espiegle Bay)	Vanuatu
Maori	New Zealand
Marovo	Solomon Islands
Mono: Alu (Alo)	Solomon Islands
Motu, Hiri (Police Motu)	Papua New Guinea
Mpotovoro (Botovoru)	Vanuatu
Nauruan	Nauru
Niue	Niue
Paama (Asaa*)	Vanuatu
Pijin	Solomon Islands
Polish	Australia
Portuguese	Australia
Raltasa* (Linbul*)	Vanuatu
Rarotongan (Cook Islands Maori)	Australia; Cook Islands
Rennell-Bellona	Solomon Islands
Rotuman	Fiji
Roviana	Solomon Islands
Russian	Australia; New Zealand
Sa'a (South Malaita): Ulawa	Solomon Islands
Sakao (Sakau)	Vanuatu
Samoan	Australia; New Zealand; Samoa
Santa Cruz	Solomon Islands
Spanish	Australia
Swahili	Australia
Tahitian	French Polynesia
To'abaita	Solomon Islands
Tok Pisin (Pidgin)	Papua New Guinea
Tolomako (Big Bay)	Vanuatu
Tongan (Tonga)	Australia; New Zealand; Tonga
Tuvaluan (Tuvalu)	Tuvalu
Ughele	Solomon Islands
Uripiv-Wala-Rano-Atchin: Atchin (Nale)	Vanuatu
Vangu: Bareke	Solomon Islands
V'enen Taut (Big Nambas)	Vanuatu

Language or Dialect	Country or Area of the World
<b>Southern Africa-Indian Ocean Division</b>	
Afrikaans	Namibia; South Africa
Bemba (Chibemba)	Zambia
Chichewa (Chewa; Nyanja)	Malawi; Zambia
Chisua*	Mozambique
English	Malawi; Mauritius; Namibia; Saint Helena; Seychelles; South Africa; Zimbabwe
French	Madagascar; Mauritius; Reunion; Seychelles
German, Standard	Namibia; South Africa
Kaonde	Zambia
Kgalagadi (Shekgalagadi)	Botswana
Khwe: Bukakhwe, River Bushman	Botswana
Lala-Bisa: Lala; Swaka	Zambia
Lamba (Chilamba)	Zambia
Lenje (Chilenje)	Zambia
Lomwe (Ngulu)	Malawi; Mozambique
Lozi	Zambia
Lunda: Ndembu	Zambia
Luvale	Zambia
Makhuwa (Macua)	Mozambique
Malagasy	Madagascar
Manyawa	Mozambique
Ndau (Chindau): Shanga	Mozambique
Ndebele	Zimbabwe
Nyanja: Chewa (Chichewa)	Malawi; Mozambique; Zambia
Polish	South Africa
Portuguese	Angola; Mozambique; Namibia; Sao Tome and Principe; South Africa
Sena, Malawi (Chisena)	Malawi
Shona	Zimbabwe
Sotho, Southern (Sesotho)	Lesotho; South Africa
Tonga (Zambezi)	Zambia
Tsonga (Shangaan)	South Africa
Tswana (Setswana)	Botswana; South Africa
Tumbuka	Malawi; Zambia
Venda	South Africa
Xhosa	South Africa
Yao	Malawi
Yeyi (Shiyeyi)	Botswana
Zulu	South Africa
<b>Southern Asia Division</b>	
Assamese	India
Bengali (Bangla)	India
English	India
Garó	India
Gujarati	India
Hindi	India
Kannada	India
Khasi	India
Malayalam	India
Marathi	India
Meitei: Pangal (Manipuri)	India
Mizo (Hualngo, Lushai): Lushai	India
Mundari	India
Naga, Sumi (Sema)	India
Naga, Tangkhul	India
Nepali	Bhutan; Nepal
Oriya	India
Panjabi, Eastern (Gurmukhi)	India
Tamil	India
Telugu (Telegu)	India
Urdu	India
<b>Southern Asia-Pacific Division</b>	
Bali (Balinese)	Indonesia
Batak Angkola	Indonesia
Batak Dairi (Pakpak)	Indonesia
Batak Karo	Indonesia
Batak Simalungun (Simelungan)	Indonesia
Batak Toba	Indonesia
Bengali (Bangla)	Bangladesh
Bontok, Central	Philippines
Burmese (Myen)	Myanmar
Cebuano: Cebu	Philippines
Central Bicolano (ait of Bikol, Central)	Philippines
Chin, Falam	Myanmar
Chin, Haka	Myanmar

Language or Dialect	Country or Area of the World
Chin, Matu	Myanmar
Chin, Mizo (Hualngo, Lushai)	Myanmar
Chin, Ngawn	Myanmar
Chin, Tedim	Myanmar
Chin, Thado	Myanmar
Chinese, Mandarin	Malaysia; Singapore; Thailand; Viet Nam
Dusun Witu	Indonesia
Hawu (Havunese; Sabu; Sawu)	Indonesia
Iban (Sea Dayak)	Malaysia
Ilocano	Philippines
Indonesian	Indonesia; Timor-Leste
Javanese	Indonesia
Jingpho (Kachin)	Myanmar
Karen, Pwo Western	Myanmar; Thailand
Karen, S'gaw (Burmese Karen; S'gaw)	Myanmar; Thailand
Khmer, Central (Cambodian)	Cambodia
Komering	Indonesia
Kwerba (Airmati)	Indonesia
Lampung (alt of Lampung Api)	Indonesia
Lao (Laotian)	Lao People's Democratic Republic; Thailand
Malay	Brunei Darussalam; Malaysia; Singapore
Manggarai	Indonesia
Masbatenyó	Philippines
Minangkabau (Padang)	Indonesia
Mon	Myanmar
Pampangán (Pampango)	Philippines
Pangasinan	Philippines
Sasak	Indonesia
Sinhala (Sinhalese)	Sri Lanka
Sunda (Sundanese)	Indonesia
Tagalog	Philippines
Talaud	Indonesia
Tamil	Malaysia; Singapore; Sri Lanka
Termanu: Bokai, Korbafo (Korbaffo), Pa'da (Termanu), Pa'da Kona (Keka-Talae, Southern Termanu)	Indonesia
Tetun Dili (Tetum)	Timor-Leste
Thai	Thailand
Toraja-Sa'dan (Toraja)	Indonesia
Urdu	Pakistan
Vietnamese	Viet Nam
Waray-Waray (Samareno)	Philippines
Wersing (Kolana, Kolana-Wersin)	Indonesia
<b>Trans-European Division</b>	
Afrikaans	United Kingdom of Great Britain/Northern Ireland
Albanian, Gheg	Serbia
Albanian, Tosk	Albania; Macedonia, The Former Yugoslav Republic of
Croatian	Croatia; Slovenia
Danish	Denmark
Dutch	Netherlands; United Kingdom of Great Britain/Northern Ireland
English	Ireland; Netherlands; United Kingdom of Great Britain/Northern Ireland
Estonian	Estonia
Faroese	Faeroe Islands
Finnish	Finland
French	United Kingdom of Great Britain/Northern Ireland
Greek	Greece
Hungarian	Hungary; Serbia
Icelandic	Iceland
Inuktitut, Greenlandic (Greenlandic Eskimo)	Greenland
Latvian	Latvia
Lithuanian	Lithuania
Macedonian	Macedonia, The Former Yugoslav Republic of
Norwegian, Bokmal	Norway
Papiamentu (Papiamento)	Netherlands
Polish	Poland; United Kingdom of Great Britain/Northern Ireland

Language or Dialect	Country or Area of the World	Language or Dialect	Country or Area of the World	Language or Dialect	Country or Area of the World
Punjabi, Western	United Kingdom of Great Britain/ Northern Ireland	Ewe	Ghana; Togo	Oniyan (Basari)	Senegal
Romanian, Istro	Serbia	Fe'Fe' (Bamileke-Fe'Fe')	Cameroon	Portuguese	Cabo Verde; Guinea-Bissau
Russian	Estonia; Latvia; Lithuania	French	Benin; Burkina Faso; Cameroon; Chad; Congo; Cote d'Ivoire; Gabon; Guinea; Mali; Mauritania; Niger; Senegal; Togo	Pulaar (Fulfulde Pulaar)	Mauritania
Serbo-Croatian (Croatian; Serbian)	Bosnia and Herzegovina; Macedonia, The Former Yugoslav Republic of; Montenegro; Serbia ; Sweden	Fulfulde, Adamawa (Adamawa Fulani)	Cameroon; Nigeria	Pulaar (Peuhl; Pulaar Fulfulde)	Mali
Slovak (Slovakian)	Serbia	Fulfulde, Northeastern Burkina Faso		Toucouleur	Senegal
Slovene (Slovenian)	Slovenia	Ger (Gen-Gbe; Mina)	Togo	Pular (Fuuta Jalon)	Senegal
Spanish	United Kingdom of Great Britain/ Northern Ireland	Gourmanchema	Burkina Faso	Samo, Southern	Burkina Faso
Swahili	United Kingdom of Great Britain/ Northern Ireland	(Goulmacema; Gourma)		Sango	Central African Republic
Swedish	Finland; Sweden	Hausa	Ghana; Nigeria	Serer-Sine (Serere-Sine)	Senegal
Vlaams (Flemish)	Netherlands	Ife (Ana)	Togo	Songai (Sonrai)	Mali
		Igbo (Ibo)	Nigeria	Soninke	Mali; Senegal
		Igo	Togo	Spanish	Equatorial Guinea
		Jola-Fonyi (Diola-Fogny; Jola-Fogny )	Senegal	Tamasheq (Kidal)	Mali
		Jola-Kasa	Senegal	Tem (Kotokoli)	Togo
		Jula (Dioula)	Burkina Faso	Urhobo	Nigeria
		Kabiye (Cabrais; Kabre)	Togo	Wolof (Ouolof)	Mauritania; Senegal
		Kaimga*	Senegal	Yoruba	Nigeria
		Konabere (Bobo Fing)	Burkina Faso		
		Konabere (Bobo, Northern Bobo Madare)	Mali		
		Krio: Aku	Mali; Senegal		
		Kuwaataay (Kwatay)	Mali; Senegal		
		Kwasio (Ngumba); Mabi	Cameroon		
		Lama (Lamba; Losso)	Togo		
		Mandjak (Mandyak; Mandjaque)	Senegal		
		Maninkakan, Western (Malinke)	Mali; Senegal		
		Mankanya (Mancagne)	Senegal		
		Medumba (Bamileke-Medumba)	Cameroon		
		Menik (Budik)	Senegal		
		Moba	Togo		
		Ndowe coastal people	Cameroon; Equatorial Guinea		
		Noon	Senegal		
		Ntcham	Togo		

West-Central Africa Division	
Adele	Togo
Akan: Asante; Fante; Kwawu; Ghana (Akuapim)	
Arabic, Hassaniyya	Guinea
Arabic, Standard	Mauritania
Badyara (Badjara)	Mali; Senegal
Bainouk-Gunyaamolo: Gunyamoolo	Senegal
Bambara	Mali
Batanga (Banoho; Bapuku; Noho)	Cameroon; Equatorial Guinea
Benga	Cameroon
Bidyogo (Bijago)	Guinea-Bissau
Bisa	Burkina Faso
Bozo, Jenaama (Boso, Sorogaama)	Mali
Buamu (Bwamu)	Burkina Faso
Bulu	Cameroon
Crioulo, Upper Guinea	Cabo Verde
Dagbani	Ghana
Dangme (Adangme): Krobo	Ghana
Dogon	Mali
Efik	Nigeria
English	Cameroon; Gambia; Ghana; Liberia; Nigeria; Sierra Leone

Middle East and North Africa Union Mission	
Arabic, Standard	Algeria; Bahrain; Egypt; Iraq; Jordan; Kuwait; Lebanon; Morocco; Oman; Qatar; Saudi Arabia; Sudan; Syrian Arab Republic; Tunisia; United Arab Emirates; Yemen
English	Algeria; Bahrain; Egypt; Iran (Islamic Republic of); Iraq; Jordan; Kuwait; Lebanon; Libya; Morocco; North Cyprus; Oman; Qatar; Saudi Arabia; Sudan; Syrian Arab Republic; Tunisia; Turkey; United Arab Emirates; Yemen
Persian, Iranian (Farsi)	Iran (Islamic Republic of); Turkey
Turkish	North Cyprus; Turkey
Israel Field	
Arabic, Standard	Israel
English	Israel
Hebrew	Israel

Symbols Used in the Languages Column in this Table: ( ) = *Synonym.*  
 : = *Dialect.*  
 \* = *Not found in Ethnologue Languages of the World, copyright 2014, but recognized by the home division.*  
 , = *Used to qualify a main language with a differentiating adjective.*

## Summary of All Languages and Dialects in Which Seventh-day Adventist Work is Being Conducted

Languages and Dialects Used in Publications . . . . .	379
Languages and Dialects Used in Publications and Oral Work . . . . .	974
Living Languages in the World . . . . .	7,097

## Key to Seventh-day Adventist Divisions

- ECD East-Central Africa Division
- ESD Euro-Asia Division
- IAD Inter-American Division
- EUD Inter-European Division
- NAD North American Division
- NSD Northern Asia-Pacific Division
- SAD South American Division
- SPD South Pacific Division
- SID Southern Africa-Indian Ocean Division
- SUD Southern Asia Division
- SSD Southern Asia-Pacific Division
- TED Trans-European Division
- WAD West-Central Africa Division
- MENA Middle East and North Africa Union Mission
- ISRF Israel Field

# SUMMARY OF SEVENTH-DAY ADVENTIST WORLD STATISTICS

Table 32

Year	Union Conferences and Missions	Local Conferences and Missions	Ministerial Credential	Commissioned Minister Credential	Comm. Ministry of Teaching Credential	Missionary Credential	Ministerial License	Commissioned Minister License	Comm. Ministry of Teaching License	Missionary License	Bible Instructors	Literature Evangelist Credential and License	Total General Employees	Churches	Church Membership at End of Year	Tithe	World Mission Including U.S., Other G.C., and Ingathering Funds		Intradivision and Local Church Funds	Total Tithe and Offerings Per Capita
																	US\$	US\$		
1863	...	6	22	...	...	...	8	...	...	...	...	...	30	125	3,500	8,000	...	...	2.29	
1870	...	11	37	...	...	...	35	...	...	...	...	...	72	179	5,440	21,822	3,553	...	4.66	
Total, 1863-1870	...	...	...	...	...	...	...	...	...	...	...	...	...	...	...	127,803	5,354	...	...	
1880	...	32	144	...	...	...	116	...	...	...	...	...	260	640	15,570	61,857	5,944	...	4.35	
Total, 1871-1880	...	...	...	...	...	...	...	...	...	...	...	...	...	...	...	395,711	42,762	...	...	
1890	...	42	227	...	...	...	184	...	...	...	...	...	411	1,016	29,711	225,434	61,431	...	9.66	
Total, 1881-1890	...	...	...	...	...	...	...	...	...	...	...	...	...	...	...	1,436,016	350,327	...	...	
1900	...	2	87	510	...	...	337	...	...	571	...	...	1,500	1,892	75,767	510,259	151,710	...	8.74	
Total, 1891-1900	...	...	...	...	...	...	...	...	...	...	...	...	...	...	...	3,680,164	1,090,639	...	...	
1910	...	23	193	828	...	...	458	...	...	1,234	...	1,697	3,407	2,769	104,526	1,338,690	458,944	426,134	21.27	
Total, 1901-1910	...	...	...	...	...	...	...	...	...	...	...	...	...	...	...	9,177,599	2,479,084	1,867,939	...	
1920	...	46	301	1,287	...	...	1,068	...	...	1,898	...	2,332	5,896	4,541	185,450	7,195,463	3,251,550	1,407,391	63.92	
Total, 1911-1920	...	...	...	...	...	...	...	...	...	...	...	...	...	...	...	29,954,225	13,116,820	7,756,101	...	
1930	...	71	430	2,062	...	...	1,204	...	...	2,664	...	2,936	10,599	6,741	314,253	6,230,362	4,020,398	1,861,849	38.54	
Total, 1921-1930	...	...	...	...	...	...	...	...	...	...	...	...	...	...	...	56,134,097	35,011,005	16,919,992	...	
1940	...	69	330	2,691	...	...	1,553	...	...	4,130	...	3,062	14,270	8,924	504,752	8,071,654	3,827,536	2,327,139	28.18	
Total, 1931-1940	...	...	...	...	...	...	...	...	...	...	...	...	...	...	...	62,378,514	33,741,995	18,155,890	...	
1950	...	80	370	4,056	...	...	1,256	2,410	...	7,100	589	3,793	20,274	10,237	756,812	27,728,250	9,998,658	8,181,149	73.60	
Total, 1941-1950	...	...	...	...	...	...	...	...	...	...	...	...	...	...	...	200,597,522	78,976,581	50,034,473	...	
1960	...	74	356	6,515	...	...	3,001	3,204	...	8,781	591	3,320	23,479	12,975	1,245,125	59,132,241	16,729,067	24,041,047	83.66	
Total, 1951-1960	...	...	...	...	...	...	...	...	...	...	...	...	...	...	...	434,697,327	134,613,379	156,579,073	...	
1970	...	75	379	7,381	...	...	6,292	3,646	...	15,845	764	3,973	26,092	16,505	2,051,864	124,046,447	27,222,200	59,913,011	112.69	
Total, 1961-1970	...	...	...	...	...	...	...	...	...	...	...	...	...	...	...	886,947,488	220,650,594	408,131,577	...	
1980	...	80	377	9,423	...	...	12,195	4,644	...	18,955	565	7,073	34,814	21,555	3,480,518	398,880,407	72,119,040	171,444,769	202.19	
Total, 1971-1980	...	...	...	...	...	...	...	...	...	...	...	...	...	...	...	2,520,612,522	477,292,728	1,161,935,400	...	
1990	...	87	451	11,715	641	1,633	15,935	4,946	123	1,176	17,446	555	7,730	41,876	31,654	6,694,880	659,924,400	78,048,177	273,742,795	180.07
Total, 1981-1990	...	...	...	...	...	...	...	...	...	...	...	...	...	...	...	5,069,051,968	689,725,004	2,229,264,356	...	
2000	...	92	489	13,971	1,186	5,421	15,952	6,075	393	5,404	15,225	2,750	7,085	54,843	48,933	11,687,239	1,093,239,507	82,324,122	487,038,563	164.54
Total, 1991-2000	...	...	...	...	...	...	...	...	...	...	...	...	...	...	...	8,892,010,360	840,446,973	3,765,491,951	...	
2010	...	119	585	17,272	1,261	9,042	17,952	6,765	762	5,643	17,973	894	6,994	75,053	70,188	16,923,239	2,037,618,294	199,394,827	743,932,489	181.09
Total, 2001-2010	...	...	...	...	...	...	...	...	...	...	...	...	...	...	...	15,730,679,197	954,828,267	6,203,643,029	...	
2011	...	122	600	17,530	1,359	9,829	17,539	7,226	708	5,825	17,085	1,324	6,808	77,012	72,144	17,479,890	2,267,603,977	118,412,103	796,927,589	191.62
2012	...	124	601	18,182	1,467	10,223	17,431	7,099	748	7,244	17,942	1,510	5,315	83,226	74,299	17,881,491	2,314,826,002	132,387,405	829,386,852	190.69
2013	...	132	626	18,846	946	7,880	21,034	7,394	562	4,555	19,918	1,736	5,864	86,060	76,364	18,143,745	2,396,813,329	133,488,766	824,561,851	191.06
2014	...	132	632	19,020	1,104	8,503	21,083	7,999	621	4,481	18,308	1,508	4,463	91,261	78,810	18,478,982	2,455,475,981	125,517,556	906,249,446	194.16
Grand Totals	...	...	...	...	...	...	...	...	...	...	...	...	...	...	...	43,332,599,802	3,992,177,342	17,376,905,519	...	

Note 1—Per Capita after 1921 decreased because of inflated European currency values transposed to gold basis.  
 Note 3—Total General Employees column does not include credentialed and licensed literature evangelists.

Note 2—As of 2008, 'Unions of Churches' are being counted as unions, no longer as local conferences.

Note 4—As of 2014, credentialed employee counts include both full-time and some part-time credentialed employees.



# A GENERAL SURVEY OF STATISTICAL AND FINANCIAL SUMMARIES OVER A PERIOD OF YEARS

Table 33

	1940	1950	1960	1970	1980	1990	2000	2010	2011	2012	2013	2014
Churches .....	8,924	10,237	12,975	16,505	21,155	31,654	48,933	70,188	72,144	74,299	76,364	78,810
Companies .....	...	...	...	...	...	...	53,225	65,157	67,078	67,669	68,844	69,213
Church Membership at End of Year .....	504,752	756,812	1,245,125	2,051,864	3,480,518	6,694,880	11,687,239	16,923,239	17,479,890	17,881,491	18,143,745	18,478,982
Baptisms and Professions of Faith .....	40,069	71,796	93,915	157,766	274,767	586,912	1,043,843	1,050,785	1,139,000	1,114,574	1,091,222	1,167,506
Net Membership Increase Over Previous Year .....	18,082	40,174	51,055	98,786	172,327	477,877	748,057	615,359	556,651	401,601	262,254	335,237
General Employees .....	14,270	20,274	23,479	26,092	34,814	41,876	54,843	75,053	77,012	83,226	86,060	91,261
Institutional Employees .....	11,438	14,860	22,091	35,892	51,025	75,294	108,912	138,713	155,156	172,756	174,121	188,343
Total Active Employees* .....	25,708	35,134	45,570	61,984	85,839	117,170	163,755	213,766	232,168	255,982	260,181	279,604
<b>Tithe, US\$ .....</b>	<b>8,071,654</b>	<b>27,728,250</b>	<b>59,132,241</b>	<b>124,046,447</b>	<b>398,880,407</b>	<b>659,924,400</b>	<b>1,093,239,507</b>	<b>2,037,618,294</b>	<b>2,267,603,977</b>	<b>2,314,826,002</b>	<b>2,396,813,329</b>	<b>2,455,475,981</b>
World Mission Fund, Including Sabbath School, US\$ .....	3,827,536	9,998,658	16,729,067	27,222,200	41,347,973	46,952,476	50,676,432	77,103,385	83,423,497	85,254,154	91,935,628	95,297,026
Sabbath School Mission Offerings, US\$ .....	1,765,277	4,828,091	8,162,705	14,420,872	34,564,983	40,388,328	44,986,478	61,362,489	72,622,887	73,275,709	70,812,141	71,553,835
Other General Conference Funds, US\$ .....	...	...	...	...	30,771,067	31,095,701	22,024,981	31,224,264	27,074,092	37,943,367	32,158,531	20,589,924
Ingathering Funds, US\$ .....	1,326,120	4,125,463	7,274,440	10,598,152	16,356,170	15,616,983	...	...	...	...	...	...
Intradivision Funds, US\$ .....	265,164	1,826,479	4,212,698	8,727,373	22,636,910	32,091,500	68,681,659	64,119,737	70,521,941	69,873,872	79,032,434	80,653,376
Ingathering Funds,** US\$ .....	...	...	...	...	...	...	9,622,709	11,067,178	7,914,514	9,189,884	9,394,607	9,630,606
Local Church Funds, US\$ .....	2,061,975	6,354,670	19,828,349	51,185,638	148,807,859	241,651,295	418,356,904	679,812,752	726,405,648	759,512,980	745,529,417	825,596,070
Total Tithe and Offerings, US\$ .....	14,226,329	45,908,057	99,902,355	211,181,658	642,444,216	1,011,715,372	1,662,602,192	2,900,945,610	3,182,943,669	3,276,600,259	3,354,863,946	3,487,242,983
<b>Primary Schools .....</b>	<b>2,752</b>	<b>4,277</b>	<b>4,463</b>	<b>4,045</b>	<b>4,127</b>	<b>4,267</b>	<b>4,809</b>	<b>5,813</b>	<b>5,815</b>	<b>5,714</b>	<b>5,371</b>	<b>5,332</b>
Tertiary Inst, Worker Training Inst, and Secondary Schools .....	251	283	370	512	882	995	1,255	1,993	2,058	2,118	2,198	2,450
Total Schools .....	3,003	4,560	4,833	4,557	5,009	5,262	6,064	7,806	7,873	7,832	7,569	7,782
Enrollment—Primary Schools .....	107,576	187,922	235,887	286,600	494,488	540,647	732,698	1,034,052	1,084,665	1,147,830	1,086,884	1,145,006
Enrollment—Tertiary Inst, Worker Training Inst, and Sec Schools .....	19,185	35,884	59,554	85,492	144,809	196,015	332,394	634,702	665,986	666,761	720,809	719,346
Total Enrollment .....	126,761	223,806	295,441	372,092	639,297	736,662	1,065,092	1,668,754	1,750,651	1,814,591	1,807,693	1,864,352
<b>Food Industries .....</b>	<b>29</b>	<b>32</b>	<b>26</b>	<b>27</b>	<b>20</b>	<b>28</b>	<b>26</b>	<b>20</b>	<b>20</b>	<b>21</b>	<b>21</b>	<b>22</b>
Sales, US\$ .....	...	...	...	...	161,596,678	301,718,937	414,134,361	903,128,754	980,723,266	833,237,702	742,135,011	715,168,269
<b>Hospitals and Sanitariums .....</b>	<b>90</b>	<b>106</b>	<b>108</b>	<b>139</b>	<b>153</b>	<b>154</b>	<b>174</b>	<b>173</b>	<b>172</b>	<b>175</b>	<b>173</b>	<b>175</b>
Clinics and Dispensaries .....	68	57	102	152	266	322	393	216	238	269	294	385
Nursing Homes and Retirement Ctrs, Orphngs and Children's Homes .....	...	...	30	49	80	71	158	168	169	170	160	169
Airplanes and Medical Launches .....	...	...	9	20	28	14	8	10	10	10	7	7
<b>Publishing Houses and Branches .....</b>	<b>83</b>	<b>43</b>	<b>42</b>	<b>48</b>	<b>50</b>	<b>58</b>	<b>56</b>	<b>63</b>	<b>62</b>	<b>63</b>	<b>63</b>	<b>62</b>
Sales, US\$ .....	4,324,907	12,602,590	23,543,133	46,882,360	134,693,433	106,422,910	102,041,495	194,638,728	192,800,094	206,553,821	203,090,636	186,663,674
Literature Evangelists, Credentialed and Licensed .....	3,062	3,793	3,320	3,973	7,073	7,730	7,085	6,994	6,808	5,315	5,864	4,463
Languages Used in Publications .....	202	197	228	266	182	190	327	377	370	365	366	379
<b>Sabbath Schools .....</b>	<b>14,817</b>	<b>16,694</b>	<b>22,617</b>	<b>30,601</b>	<b>41,906</b>	<b>76,323</b>	<b>120,865</b>	<b>140,694</b>	<b>...</b>	<b>...</b>	<b>...</b>	<b>...</b>
Sabbath School Attendance .....	618,507	952,229	1,682,983	2,607,713	4,144,386	8,011,268	14,513,424	19,368,905	18,703,212	5,196,104+	6,164,226+	6,342,650+
<b>Youth Societies (AY) .....</b>	<b>6,622</b>	<b>10,892</b>	<b>14,064</b>	<b>19,107</b>	<b>25,100</b>	<b>39,547</b>	<b>52,691</b>	<b>72,228</b>	<b>68,557</b>	<b>69,143</b>	<b>73,535</b>	<b>85,631</b>
Youth Membership (AY) .....	148,698	268,354	449,996	630,827	1,044,947	1,916,652	2,782,940	3,139,508	2,773,989	2,552,048	2,572,572	2,699,897

*Note—Beginning with 1987, publishing houses and branches were asked to report wholesale rather than retail sales.  
 \*Starting with 2011, total active employees includes part time and casual employees.  
 \*\*Starting with 1999, "Ingathering Funds" were no longer included with "Other General Conference Funds."  
 +Incomplete reporting. In 2012, the Sabbath School Membership was changed to Sabbath School Attendance.*

## TOTAL TITHE AND OFFERINGS FROM DATE OF ORGANIZATION TO THE PRESENT TIME

Table 34

1	Tithe and Offerings										Supplemental Data	
	7	8	9	10	11	12a	12b	13	14a	14b	17	Ingathering Funds
Year	Tithe	Tithe Per Capita	World Mission Fund, Including Sabbath School	World Mission Fund Per Capita	Other General Conference Funds (incl. Ingathering from 1977-1998)	Intradivision Funds	Ingathering Funds (from 1999 to the present)	Local Church Funds	Total Tithe and Offerings	Total Tithe and Offerings Per Capita	Sabbath School Mission Offerings (included in column 9)	Ingathering Funds
	US\$	US\$	US\$	US\$	US\$	US\$	US\$	US\$	US\$	US\$	US\$	US\$
1863.....	8,000	2.29	...	...	...	...	...	...	8,000	2.29	...	...
1864.....	10,000	2.63	...	...	...	...	...	...	10,000	...	...	...
1865.....	12,000	3.00	...	...	...	...	...	...	12,000	...	...	...
Total, 1863-1865.....	30,000	...	...	...	...	...	...	...	30,000	...	...	...
1870.....	21,822	4.01	3,553	...	...	...	...	...	25,375	4.66	...	...
Total, 1866-1870.....	97,803	...	5,354	...	...	...	...	...	103,157	...	...	...
1875.....	32,619	4.06	537	...	...	...	...	...	33,156	...	...	...
Total, 1871-1875.....	143,328	...	4,362	...	...	...	...	...	147,690	...	...	...
1880.....	61,857	3.98	5,944	...	...	...	...	...	67,801	4.35	2,784	...
Total, 1876-1880.....	252,383	...	38,400	...	...	...	...	...	290,783	...	4,393	...
1885.....	122,642	5.97	28,549	...	...	...	...	...	151,191	...	6,899	...
Total, 1881-1885.....	483,051	...	78,648	...	...	...	...	...	561,699	...	20,874	...
1890.....	225,434	7.59	61,431	...	...	...	...	...	286,865	9.66	28,643	...
Total, 1886-1890.....	952,965	...	271,679	...	...	...	...	...	1,224,644	...	96,730	...
1895.....	309,143	6.45	98,151	...	...	...	...	...	407,294	...	44,629	...
Total, 1891-1895.....	1,541,698	...	511,059	...	...	...	...	...	2,052,757	...	189,247	...
1900.....	510,259	6.73	151,710	...	...	...	...	...	661,969	8.74	46,794	...
Total, 1896-1900.....	2,138,466	...	579,580	...	...	...	...	...	2,718,046	...	208,734	...
1905.....	858,015	9.83	188,054	...	...	107,686	...	27,163	1,180,918	...	68,614	...
Total, 1901-1905.....	3,456,241	...	855,477	...	...	107,686	...	27,163	4,446,567	...	280,556	...
1910.....	1,338,690	12.81	458,944	...	...	189,108	...	237,026	2,223,768	21.27	138,038	...
Total, 1906-1910.....	5,721,358	...	1,623,607	...	...	786,440	...	946,650	9,078,055	...	523,517	96,964 *
1915.....	1,968,168	14.38	872,667	...	...	133,531	...	432,932	3,407,298	...	412,759	78,333
Total, 1911-1915.....	8,689,809	...	3,383,688	...	...	718,172	...	1,638,128	14,429,797	...	1,442,305	281,307
1920.....	7,195,463	38.80	3,251,550	...	...	310,565	...	1,096,826	11,854,404	63.92	1,441,962	686,700
Total, 1916-1920.....	21,264,416	...	9,733,132	...	...	1,720,150	...	3,679,651	36,397,349	...	4,124,636	1,519,869
1925.....	5,909,497	23.54	3,520,348	...	...	202,645	...	1,462,857	11,095,347	44.21	1,674,446	970,596
Total, 1921-1925.....	24,658,458	...	15,416,902	...	...	1,104,989	...	6,282,258	47,462,607	...	7,121,540	4,162,690
1930.....	6,230,362	19.83	4,020,398	...	...	181,876	...	1,679,973	12,112,609	38.54	1,870,343	1,290,854
Total, 1926-1930.....	31,475,639	...	19,594,103	...	...	1,113,061	...	8,419,684	60,602,487	...	9,343,512	5,922,702
1935.....	5,743,282	13.58	3,150,404	...	...	170,047	...	1,429,401	10,493,134	...	1,447,962	1,056,565
Total, 1931-1935.....	25,931,588	...	15,578,354	...	...	774,145	...	7,036,113	49,320,200	...	7,374,613	4,851,915
1940.....	8,071,654	15.99	3,827,536	...	...	265,164	...	2,061,975	14,226,329	28.18	1,765,277	1,326,120
Total, 1936-1940.....	36,446,926	...	18,163,641	...	...	1,145,961	...	9,199,671	64,956,199	...	8,405,273	6,292,673
1945.....	19,424,953	33.70	7,837,868	13.60	...	725,028	...	3,553,086	31,540,935	54.72	3,796,810	3,162,634
Total, 1941-1945.....	74,190,320	...	30,972,563	...	...	2,636,505	...	14,420,767	122,220,155	...	14,607,019	10,895,661

\*1908-1910.

**TOTAL TITHE AND OFFERINGS FROM DATE OF ORGANIZATION TO THE PRESENT TIME (CONT'D)**

1	Tithe and Offerings										Supplemental Data	
	7	8	9	10	11	12a	12b	13	14a	14b	17	Ingathering Funds
Year	Tithe	Tithe Per Capita	World Mission Fund, Including Sabbath School	World Mission Fund Per Capita	Other General Conference Funds (incl. Ingathering from 1977-1998)	Intradivision Funds	Ingathering Funds (from 1999 to the present)	Local Church Funds	Total Tithe and Offerings	Total Tithe and Offerings Per Capita	Sabbath School Mission Offerings (included in column 9)	Ingathering Funds
	US\$	US\$	US\$	US\$	US\$	US\$	US\$	US\$	US\$	US\$	US\$	US\$
1950	27,728,250	44.45	9,998,658	16.03	...	1,826,479	...	6,354,670	45,908,057	73.60	4,828,091	4,125,463
Total, 1946-1950	126,407,202	...	48,004,018	...	...	6,597,925	...	26,379,276	207,388,421	...	22,751,621	19,096,848
1955	41,195,925	43.82	12,975,325	13.80	...	2,641,712	...	11,106,405	67,919,367	72.24	6,217,478	5,771,597
Total, 1951-1955	181,133,924	...	59,307,625	...	...	12,088,106	...	46,748,852	299,278,507	...	28,407,104	25,603,058
1960	59,132,241	49.52	16,729,067	14.01	...	4,212,698	...	19,828,349	99,902,355	83.66	8,162,705	7,274,440
Total, 1956-1960	253,563,403	...	75,305,754	...	...	16,977,369	...	80,764,746	426,611,272	...	35,866,877	33,478,863
1965	81,596,968	54.11	21,181,206	14.05	...	6,953,267	...	32,969,155	142,700,596	94.75	10,858,620	8,665,988
Total, 1961-1965	351,227,300	...	95,102,996	...	...	27,328,587	...	130,476,949	604,135,832	...	47,438,636	40,181,567
1970	124,046,447	66.19	27,222,200	14.53	...	8,727,373	...	51,185,638	211,181,658	112.69	14,420,872	10,598,152
Total, 1966-1970	535,720,188	...	125,547,598	...	...	38,545,706	...	211,780,335	911,593,827	...	66,036,725	48,952,992
1975	231,307,464	98.52	48,803,615	20.79	...	17,222,570	...	89,407,082	386,740,731	164.74	23,684,018	13,059,491
Total, 1971-1975	917,741,080	...	185,323,270	...	...	69,152,929	...	360,611,914	1,532,829,193	...	98,914,123	62,433,641
1980	398,880,407	125.54	41,347,973	13.01	30,771,067	22,636,910	...	148,807,859	642,444,216	202.19	34,564,983	16,356,170
Total, 1976-1980	1,602,871,442	...	189,589,043	...	102,380,415	89,178,463	...	642,992,094	2,627,011,457	...	144,909,957	73,731,240
1985	456,783,830	109.38	41,333,440	9.90	27,263,228	22,079,380	...	184,004,650	731,464,528	175.16	30,838,036	12,845,271
Total, 1981-1985	2,182,827,146	...	197,659,316	...	130,556,165	111,701,307	...	870,460,486	3,493,204,420	...	162,987,275	71,637,574
1990	659,924,400	117.46	46,952,476	8.36	31,095,701	32,091,500	...	241,651,295	1,011,715,372	180.07	40,388,328	15,616,983
Total, 1986-1990	2,886,224,822	...	223,650,837	...	137,858,686	140,952,645	...	1,106,149,918	4,494,836,908	...	184,177,273	73,094,786
1995	886,303,088	115.42	53,640,714	6.99	39,023,151	35,038,950	...	307,859,011	1,321,864,914	172.14	48,101,658	12,910,633
Total, 1991-1995	3,876,804,437	...	245,775,192	...	172,133,002	177,350,268	...	1,341,016,310	5,813,079,209	...	221,199,123	71,550,849
2000	1,093,239,507	108.19	50,676,432	5.02	22,024,981	68,681,659	9,622,709	418,356,904	1,662,602,192	164.54	44,986,478	9,622,709
Total, 1996-2000	5,015,205,923	...	253,907,289	...	148,621,200	357,289,171	20,010,290	1,889,836,202	7,684,870,075	...	226,919,059	54,858,280
2005	1,492,720,001	109.47	54,300,287	3.98	28,752,363	59,979,884	8,825,938	593,868,016	2,238,446,489	164.15	49,432,141	8,825,938
Total, 2001-2005	6,342,517,083	...	252,301,435	...	126,753,834	394,009,471	46,899,988	2,436,979,901	9,599,461,712	...	228,317,196	46,899,988
2006	1,617,800,560	113.68	59,182,024	4.16	24,224,586	58,726,281	10,034,443	613,722,344	2,383,690,238	167.50	53,327,823	10,034,443
2007	1,911,649,916	129.80	65,995,632	4.48	30,498,412	62,893,995	11,327,239	585,641,370	2,668,006,564	181.16	59,601,995	11,327,239
2008	1,929,768,053	125.24	69,299,763	4.50	26,363,007	55,721,745	11,042,717	534,832,228	2,627,027,513	170.50	60,646,884	11,042,717
2009	1,891,325,291	120.07	69,957,923	4.44	23,438,603	60,693,636	8,113,834	656,489,569	2,710,018,856	172.05	61,198,264	8,113,834
2010	2,037,618,294	127.20	77,103,385	4.81	31,224,264	64,119,737	11,067,178	679,812,752	2,900,945,610	181.09	61,362,489	11,067,178
Total, 2006-2010	9,388,162,114	...	341,538,727	...	135,748,872	302,155,394	51,585,411	3,070,498,263	13,289,688,781	...	296,137,455	51,585,411
2011	2,267,603,977	136.52	83,423,497	5.02	27,074,092	70,521,941	7,914,514	726,405,648	3,182,943,669	191.62	72,622,887	7,914,514
2012	2,314,826,002	134.72	85,254,154	4.96	37,943,367	69,873,872	9,189,884	759,512,980	3,276,600,259	190.69	73,275,709	9,189,884
2013	2,396,813,329	136.50	91,935,628	5.24	32,158,531	79,032,434	9,394,607	745,529,417	3,354,863,946	191.06	70,812,141	9,394,607
2014	2,455,475,981	136.71	95,297,026	5.31	20,589,924	80,653,376	9,630,606	825,596,070	3,487,242,983	194.16	71,553,835	9,630,606
Grand Totals	43,332,599,802	...	2,765,733,954	...	1,071,818,088	2,053,516,073	154,625,300	15,323,389,446	64,701,682,663	...	2,106,069,945	743,258,488

Note—Slight differences in totals may occur between this table and past historical documents due to the rounding of the dollar on each statistic.

SCHEDULED MEETINGS

Table 35

Meeting	Date	Location
Annual Council	October 5 to 12, 2016	Silver Spring, Maryland
Spring Meeting	April 11 and 12, 2017	Silver Spring, Maryland
Annual Council	October 5 to 11, 2017	Silver Spring, Maryland
Spring Meeting	April 10 and 11, 2018	Silver Spring, Maryland

SESSIONS OF THE GENERAL CONFERENCE OF SEVENTH-DAY ADVENTISTS

Table 36

Session	Delegates	Dates of Session	Location
1	20	May 20 to May 23, 1863	Battle Creek, Michigan
2	20	May 18 to May 21, 1864	Battle Creek, Michigan
3	21	May 17, 1865	Battle Creek, Michigan
4	19	May 16 and May 17, 1866	Battle Creek, Michigan
5	18	May 14 to May 19, 1867	Battle Creek, Michigan
6	15	May 12 to May 18, 1868	Battle Creek, Michigan
7	16	May 18 to May 24, 1869	Battle Creek, Michigan
8	22	March 15 to March 20, 1870	Battle Creek, Michigan
9	17	February 7 to February 12, 1871	Battle Creek, Michigan
10	14	December 29, 1871 to January 3, 1872	Battle Creek, Michigan
11	18	March 11 to March 14, 1873	Battle Creek, Michigan
12	21	November 14 to November 16, 1873	Battle Creek, Michigan
13	19	August 10 to August 15, 1874	Battle Creek, Michigan
14	18	August 15 to August 18, 1875	Battle Creek, Michigan
1st Special	15	March 31 to April 4, 1876	Battle Creek, Michigan
15	16	September 19 to September 24, 1876	Lansing, Michigan
2nd Special	16	November 12 and November 13, 1876	Battle Creek, Michigan
16	20	September 20 to September 28, 1877	Lansing, Michigan
3rd Special	22	March 1 to March 4, 1878	Battle Creek, Michigan
17	39	October 4 to October 16, 1878	Battle Creek, Michigan
4th Special	29	April 17 to April 23, 1879	Battle Creek, Michigan
18	39	November 7 to December 1, 1879	Battle Creek, Michigan
5th Special	28	March 11 to March 15, 1880	Battle Creek, Michigan
19	38	October 6 to October 12, 1880	Battle Creek, Michigan
20	41	December 1 to December 19, 1881	Battle Creek, Michigan
21	47	December 7 to December 19, 1882	Rome, New York
22	65	November 8 to November 20, 1883	Battle Creek, Michigan
23	67	October 30 to November 20, 1884	Battle Creek, Michigan
24	70	November 18 to December 6, 1885	Battle Creek, Michigan
25	71	November 18 to December 6, 1886	Battle Creek, Michigan
26	70	November 13 to December 12, 1887	Oakland, California
27	91	October 17 to November 8, 1888	Minneapolis, Minnesota
28	109	October 18 to November 5, 1889	Battle Creek, Michigan
29	125	March 5 to March 25, 1891	Battle Creek, Michigan
30	130	February 17 to March 6, 1893	Battle Creek, Michigan
31	150	February 15 to March 4, 1895	Battle Creek, Michigan
32	140	February 19 to March 8, 1897	College View, Nebraska
33	149	February 15 to March 7, 1899	South Lancaster, Mass.
34	268	April 2 to April 23, 1901	Battle Creek, Michigan
35	139	March 27 to April 13, 1903	Oakland, California
36	197	May 11 to May 30, 1905	Washington, D.C.
37	328	May 13 to June 6, 1909	Washington, D.C.
38	372	May 15 to June 8, 1913	Washington, D.C.
39	443	March 29 to April 14, 1918	San Francisco, California
40	581	May 11 to May 28, 1922	San Francisco, California
41	577	May 27 to June 14, 1926	Milwaukee, Wisconsin
42	577	May 28 to June 12, 1930	San Francisco, California
43	671	May 26 to June 8, 1936	San Francisco, California
44	619	May 26 to June 7, 1941	San Francisco, California
45	828	June 5 to June 15, 1946	Washington, D.C.
46	943	July 10 to July 22, 1950	San Francisco, California
47	1,109	May 24 to June 5, 1954	San Francisco, California
48	1,160	June 19 to June 28, 1958	Cleveland, Ohio
49	1,314	July 26 to August 4, 1962	San Francisco, California
50	1,495	June 16 to June 25, 1966	Detroit, Michigan
51	1,782	June 11 to June 20, 1970	Atlantic City, New Jersey
52	1,756	July 10 to July 19, 1975	Vienna, Austria
53	1,925	April 16 to April 26, 1980	Dallas, Texas
54	2,044	June 27 to July 6, 1985	New Orleans, Louisiana
55	2,239	July 5 to July 14, 1990	Indianapolis, Indiana
56	2,321	June 29 to July 8, 1995	Utrecht, Netherlands
57	1,844	June 29 to July 8, 2000	Toronto, Canada
58	1,903	June 29 to July 9, 2005	Saint Louis, Missouri
59	2,244	June 23 to July 3, 2010	Atlanta, Georgia
60	2,536	July 2 to July 11, 2015	San Antonio, Texas

OFFICERS OF THE GENERAL CONFERENCE OF SEVENTH-DAY ADVENTISTS

Table 37

Name	Term of Service
<b>Presidents</b>	
1 John Byington	May 20, 1863 to May 17, 1865
2 James White	May 17, 1865 to May 14, 1867
3 J. N. Andrews	May 14, 1867 to May 18, 1869
4 James White	May 18, 1869 to December 29, 1871
5 George I. Butler	December 29, 1871 to August 10, 1874
6 James White	August 10, 1874 to October 6, 1880
7 George I. Butler	October 6, 1880 to October 17, 1888
8 O. A. Olsen	October 17, 1888 to February 19, 1897
9 G. A. Irwin	February 19, 1897 to April 2, 1901
10 A. G. Daniells	April 2, 1901 to May 11, 1922
11 W. A. Spicer	May 11, 1922 to May 28, 1930
12 C. H. Watson	May 28, 1930 to May 26, 1936
13 J. L. McElhany	May 26, 1936 to July 10, 1950
14 W. H. Branson	July 10, 1950 to May 24, 1954
15 R. R. Fighur	May 24, 1954 to June 16, 1966
16 Robert H. Pierson	June 16, 1966 to January 3, 1979
17 Neal C. Wilson	January 3, 1979 to July 5, 1990
18 Robert S. Folkenberg	July 5, 1990 to March 1, 1999
19 Jan Paulsen	March 1, 1999 to June 23, 2010
20 Ted N. C. Wilson	June 23, 2010 to . . .
<b>Secretaries</b>	
1 Uriah Smith	May 20, 1863 to November 14, 1873
2 S. Brownsberger	November 14, 1873 to August 10, 1874
3 Uriah Smith	August 10, 1874 to September 19, 1876
4 C. W. Stone	September 19, 1876 to September 20, 1877
5 Uriah Smith	September 20, 1877 to December 1, 1881
6 A. B. Oyen	December 1, 1881 to November 8, 1883
7 Uriah Smith	November 8, 1883 to October 17, 1888
8 Dan T. Jones	October 17, 1888 to March 5, 1891
9 W. A. Colcord	March 5, 1891 to March 7, 1893
10 L. T. Nicola	March 7, 1893 to February 19, 1897
11 L. A. Hoopes	February 19, 1897 to April 2, 1901
12 H. E. Osborne	April 2, 1901 to April 11, 1903
13 W. A. Spicer	April 11, 1903 to May 11, 1922
14 A. G. Daniells	May 11, 1922 to May 27, 1926
15 C. K. Meyers	May 27, 1926 to October 17, 1933
16 M. E. Kern	October 17, 1933 to May 26, 1936
17 E. D. Dick	May 26, 1936 to September 19, 1952
18 D. E. Rebok	September 19, 1952 to May 24, 1954
19 W. R. Beach	May 24, 1954 to June 11, 1970
20 Clyde O. Franz	June 11, 1970 to April 16, 1980
21 G. Ralph Thompson	April 16, 1980 to June 29, 2000
22 Matthew A. Bediako	June 29, 2000 to June 23, 2010
23 G. T. Ng	June 23, 2010 to . . .
<b>Treasurers</b>	
1 E. S. Walker	May 20, 1863 to May 17, 1865
2 I. D. Van Horn	May 17, 1865 to May 12, 1868
3 J. N. Loughborough	May 12, 1868 to May 18, 1869
4 E. S. Walker	May 18, 1869 to March 15, 1870
5 G. H. Bell	March 15, 1870 to February 7, 1871
6 Mrs. A. P. Van Horn	February 7, 1871 to March 11, 1873
7 E. B. Gaskill	March 11, 1873 to August 10, 1874
8 Harmon Lindsay	August 10, 1874 to August 15, 1875
9 Fredericka House	August 15, 1875 to September 19, 1876
10 Uriah Smith	September 19, 1876 to September 20, 1877
11 Mrs. M. J. Chapman	September 20, 1877 to November 8, 1883
12 A. R. Henry	November 8, 1883 to October 17, 1888
13 Harmon Lindsay	October 17, 1888 to February 17, 1893
14 W. H. Edwards	February 17, 1893 to February 19, 1897
15 A. G. Adams	February 19, 1897 to October 21, 1900
16 H. M. Mitchell	April 19, 1901 to March 27, 1903
17 I. H. Evans	March 27, 1903 to May 13, 1909
18 W. T. Knox	May 13, 1909 to May 11, 1922
19 J. L. Shaw	May 11, 1922 to May 26, 1936
20 W. E. Nelson	May 26, 1936 to July 10, 1950
21 C. L. Torrey	July 10, 1950 to June 16, 1966
22 K. H. Emmerson	June 16, 1966 to April 16, 1980
23 L. L. Butler	April 16, 1980 to June 27, 1985
24 Donald F. Gilbert	June 27, 1985 to June 29, 1995
25 Robert L. Rawson	June 29, 1995 to April 18, 2002
26 Robert E. Lemon	April 18, 2002 to July 2, 2015
27 Juan R. Prestol-Puesan	July 2, 2015 . . .

Note—In the three preceding tables the dates indicate the beginning dates of the General Conference Sessions involved, except where special elections have been held between sessions.



## Log of Revisions to 2016 Annual Statistical Report

Date	Page	Description
1-Jul-2016	4, 96	Table 3 - Corrected number of Local Conferences/Missions in the General Survey of Organizations.
1-Jul-2016	8	Table 15 - Corrected number of Local Conferences for Trans European, as well as world totals of Local Conferences/Local Missions.
1-Jul-2016	9	Table 17 - "Total Ingathering Funds from 1908-2014."
28-Sep-2016	15	Corrected two conference names that were given incorrectly in Cuban Union.
1-Jul-2016	24	Division Summary: Name should be Malawi Union Conference.
29-Sep-2016	88, 90	Corrected the membership statistics for Barbados and St Vincent and the Grenadines in (GM) table 2.
2-Feb-2017	90	Corrected Sudan's '% Net Membership Growth' figures for last year & 10 yrs
18-Mar-2021	4, 9, 76, 77, 97	Change made to the number of secondary schools in TED's Norwegian Union, from 11 to 1. That change resulted in changes to all the tables using secondary figures.
21-Jul-2021	91	Change to ...Inside and Outside 10/40 Window table heading. Should be Population Estimate (Thousands) Mid-2014
22-Jul-2021	9	Revision request from Secretariat for AVS columns for 2013 and 2014. These revisions also changed the total missionaries column.